

90★COWBOYS



TM

All-Pro Linebacker
Eugene Lockhart

Fingertip Information

OFFICE ADDRESS — Cowboys Center, One Cowboys Parkway, Irving, Texas 75063-4727
 Executive Office 214/556-9900, Ticket Office 214/556-2500, 800/877-8587
 HOME FIELD — Texas Stadium (Capacity 65,024) • COLORS — Royal Blue, Metallic Silver Blue and White

COWBOYS TICKET OUTLETS Dallas/Fbri Worth Metroplex

Dallas Cowboys Ticket Office:
 Cowboys Center
 One Cowboys Parkway
 Irving, Texas 75063-4727

Rainbow/Ticketmaster Outlets:
 Main Rainbow Ticketmaster Center
 All Sears and Sound Warehouse Stores
 TicketQuik at select 7-Eleven Stores

Out of Town

(for exact locations call phone number listed)

Austin (512) 477-6060
 El Paso (915) 532-4661

Oklahoma City (405) 948-6800
 San Antonio (512) 224-3000

Houston (713) 977-3333

Charge Tickets by Phone

Dallas Cowboys Ticket Office:
 214/556-2500
 800/877-8757

Rainbow/Ticket Master Outlets:
 214/787-2000
 214/787-1500 (Metro)
 800/992-8000

1990 Training Camp Data

LOCATION

St. Edward's University
 Campus Mail Box 164
 3001 S. Congress
 Austin, Tx. 78704

DATES:

July 18 through August 10
 August 11 through August 18
 in San Diego
 After August 18, in Dallas

REPORTING DATES:

Rookies report on Wed., July 18
 Veterans report on Sun., July 22

PHONE NUMBERS:

Switchboard 512/326-7350
 Public Relations 512/326-7353
 Fax Line 512/326-7030

INDEX

Attendance	198
Big Days/Playoffs	170
Big Days/Regular Season	157
Cheerleaders	194
Coaching Staff	9
Consecutive Winning Seasons	164
Cowboys in Print	196
Cowboys on Television	196
Directory	2
Draft, All-Time (1961-90)	105
Entertainment Activities	197
Halftime, Activities	197
Highlight Film	182
Historical Highlights	183
Honors	103
How Cowboys Were Built	26
Johnson, Jimmy	6
Jones, Jerry	4
Last Time	162
Largest Margin of Victory	157
Largest Margin of Defeat	157
Longest Plays/Playoffs	170
Longest Plays/Regular Season	160
Monday Night, etc. Results	164
NFL Data	
Post Season, 1990	199
Standings, 1989	199
Opponents	114

Player Personnel	18
Players	
Biographies, Draft Choices	88
Biographies, Free Agent Rookies	96
Biographies, Veterans	28
Biographies, Other with Pro Exp	86
Rosters	
All-Time	99
All-Time by College	104
1990 Veterans	98
1990 Rookies	97
Preseason Results, All-Time	179
Radio	195
Records/Playoff	166
Records/Regular Season	140
Results, All-Time	174
Ring of Honor	181
Road Itinerary	193
Schedule, Cowboys 1990	1
Schedule, NFL 1990	200
Season at a Glance, 1989	122
Silver Season All-Time Team	182
Statistical Leaders, All-Time	132
Statistical Leaders by Years	134
Statistics, 1989	128
Texas Stadium	192
Thanksgiving Day Results	164
What to Look for in 1990	25

DALLAS COWBOYS FOOTBALL CLUB

General Partner & Majority Owner

Jerry Jones



Limited Partners

Mike McCoy • Ed Smith • Arthur Temple

1990 Schedule

PRESEASON GAMES

DATE		OPPONENT (TV)	LOCAL TIME	DALLAS TIME
Sat., Aug.	11	at San Diego (Ch. 4 - Dallas)	7:00 p.m.	9:00 p.m.
Sat., Aug.	18	at L.A. Raiders (Ch. 4 - Dallas)	1:00 p.m.	3:00 p.m.
Sat., Aug.	25	PITTSBURGH (Ch. 4 - Dallas)	8:00 p.m.	
Sat., Sept.	1	HOUSTON (Ch. 4 - Dallas)	8:00 p.m.	

REGULAR SEASON GAMES

Sun., Sept.	9	SAN DIEGO (NBC)	3:00 p.m.	
Sun., Sept.	16	NEW YORK GIANTS (CBS)	3:00 p.m.	
Sun., Sept.	23	at Washington (CBS)	1:00 p.m.	Noon
Sun., Sept.	30	at New York Giants (CBS)	1:00 p.m.	Noon
Sun., Oct.	7	TAMPA BAY (CBS)	Noon	
Sun., Oct.	14	at Phoenix (CBS)	1:00 p.m.	3:00 p.m.
Sun., Oct.	21	at Tampa Bay (CBS)	1:00 p.m.	Noon
Sun., Oct.	28	PHILADELPHIA (CBS)	Noon	
Sun., Nov.	4	at New York Jets (CBS)	1:00 p.m.	Noon
Sun., Nov.	11	SAN FRANCISCO (ESPN)*	7:00 p.m.	
Sun., Nov.	18	at L.A. Rams (CBS)	1:00 p.m.	3:00 p.m.
Thurs., Nov.	22	WASHINGTON (CBS)*	3:00 p.m.	
Sun., Dec.	2	NEW ORLEANS (CBS)	3:00 p.m.	
Sun., Dec.	9	BYE		
Sun., Dec.	16	PHOENIX (CBS)	Noon	
Sun., Dec.	23	at Philadelphia (CBS)	1:00 p.m.	Noon
Sun., Dec.	30	at Atlanta (CBS)	1:00 p.m.	Noon

*Televised Nationally

FIRST-ROUND PLAYOFFS	Jan. 5-6, 1991
SECOND-ROUND PLAYOFFS	Jan. 12-13, 1991
CONFERENCE CHAMPIONSHIPS	Jan. 20, 1991
SUPER BOWL XXV (Tampa)	Jan. 27, 1991
PRO BOWL (Honolulu)	Feb. 3, 1991

Cowboys Club Directory

ADMINISTRATION

Jerry Jones, President-General Manager
Mike McCoy, Vice President
Stephen Jones, Vice President
Steve Orsini, Director of
Administrative Personnel
Bruce Mays, Football Facility Coordinator
Craig Glibber, Football Operations Assistant
Larry Dixon, Football Facility
Coordinator Assistant
Marilyn Love, Administrative Assistant
Carol Padgett, Administrative Assistant
Jerri Mote, Secretary
Jodi Kreps, Secretary

FINANCE

Jack Dixon, Treasurer
Jim Lancaster, Controller
Cindy Heiland, Accounting
Jane Lawrence, Accounting

MARKETING

George Hays, Director
Charlotte Jones, Marketing and
Special Events Coordinator
Bret Chapman, Sponsor Relations
Beth Egan, Secretary

PUBLIC RELATIONS

Rich Dalrymple, Director
David Pelletier, Assistant Director
Deana Patterson, Secretary
Brett Daniels, Intern

TICKET OFFICE

Marcia Lavine, Manager
Mike McCord, Assistant Manager
Lucine Starkey, Bookkeeper
Mary Reed, Sales
Sandra Woods, Sales
Andrea Payne, Sales
Russell Warren, Sales

TICKET SALES AND PROMOTIONS

Joel Finglass, Director
Kelli McGonagill, Sales and Promotions
Robert Newhouse, Sales and Promotions
Charlie Turano, Sales and Promotions
Bill Baker, Sales and Promotions

VIDEO

Robert Blackwell, Director
Randy Tinsley, Assistant Director

COACHING STAFF

Jimmy Johnson, Head Coach
Dave Shula, Offensive Coordinator
Dave Wannstedt, Defensive Coordinator
Hubbard Alexander, Receivers
Joe Avezzano, Special Teams
Joe Brodsky, Running Backs
Dave Campo, Defensive Backs
Butch Davis, Defensive Line
Steve Hoffman, Kickers and
Quality Control
Alan Lowry, Tight Ends
Dick Nolan, Defensive Backs
Tony Wise, Offensive Line
Mike Woicik, Strength and Conditioning
Marge Anderson, Secretary
Barbara Goodman, Secretary

PLAYER PERSONNEL

Bob Ackles, Director
Dick Mansperger, College Scouting
Director
John Wooten, Pro Personnel Director
Jim Garrett, Scout
Walter Juliff, Scout
Ron Marciniak, Scout
Jeff Smith, Scout
Walt Yowarsky, Scout
Robert Brock, Administrative Aide
Vickie Holman, Secretary
Connie Medina, Secretary

MEDICAL

Kevin O'Neill, Head Trainer
Don Cochren, Medical Records Coordinator/
Athletic Trainer
Jim Maurer, Assistant Trainer
Dr. Robert Vandermeer, Team Physician
Dr. John Baker, Team Physician
Dr. J.R. Zamorano, Team

EQUIPMENT/PRACTICE FIELDS

Buck Buchanan, Manager
Jerry Fowler, Assistant Manager
Otis Jackson, Assistant
Louis Jackson, Assistant
Robert Jackson, Assistant

BUILDING OPERATIONS

Steve Forgey, Building Supervisor
Mark Lackey, Maintenance
Wanda Forgey, Switchboard Operator
Robben Wansley, Receptionist
Kathy Coleman, Mailroom/Supplies
Bill Petty, Security
Reggie Walker, Security
Rueben Rodriguez, Mailroom
Angela Rodriguez, Maintenance

THE ADMINISTRATION



Jerry Jones



President - General Manager



It did not take long for observers of the Dallas Cowboys to learn why energetic young Jerry Jones has accomplished so much in his 47 years.

On Feb. 25, 1989 Jones became the third owner in Cowboys history when he reached an agreement to purchase the club and Texas Stadium Corporation from H.R. "Bum" Bright.

In his first year as an NFL owner Jones presided over a remarkable series of events that ushered in a new era for the Cowboys. He is now recognized as one of

the most active owners the NFL has ever seen, a result of his boundless energy joining forces with a hands-on approach.

Jones is much more than the Cowboys' owner. He is also the club's president and general manager, overseeing the operations of all departments. And he owns Texas Stadium Corporation, which operates Texas Stadium for the City of Irving.

Jones' action-packed first year saw him hire Jimmy Johnson, sign Troy Aikman and Steve Walsh, re-structure the front office, design a new marketing plan for the Cowboys and Texas Stadium, lower ticket prices on 5,000 seats at Texas Stadium, help select a new NFL commissioner, host his own radio and TV shows, negotiate the Herschel Walker trade, move training camp to Austin, negotiate a new preseason TV contract, approve an aggressive plunge into the Plan B free agent market, build an indoor weight room at club headquarters and save instant replay by switching his vote at the last minute.

And he did it all with the infectious enthusiasm that has become his trademark.

Jerral Wayne Jones was born on Oct. 13, 1942 in Los Angeles. He learned his business style from his father, J.W. "Pat" Jones, a successful entrepreneur first in supermarkets, then in insurance.

JONES, Cont.

Pat Jones moved his family to North Little Rock, AR, soon after Jerry was born. After starring in football as a running back at North Little Rock High School, Jerry received a scholarship to play at the University of Arkansas. He was a starting guard and co-captain of the 1964 team that went 11-0, defeated Nebraska in the Cotton Bowl and captured the national championship. Jerry's teammate and road roommate was Jimmy Johnson.

Upon graduating in 1965 Jerry joined his father's insurance company, Modern Security Life in Springfield, MO, as executive vice president.

After receiving his master's in business from Arkansas, Jerry entered the oil and gas exploration business in Oklahoma in 1970 and soon became a phenomenal success. His oil and gas concern now has offices in Fort Smith and Little Rock, AR, Oklahoma City, Sacramento, CA, and Calgary, Canada.

Jones also has business interests in banking, real estate, crude oil shipping and refining, and poultry processing.

Jones is clearly a man of varied interests who will not rest on yesterday's achievements. He refused to give up his dream of someday owning an NFL team, just as he refused to let business keep him away from his family. Coaching his son's youth football team meant as much to Jerry as his next oil deal. So did the opportunity to become part of the Dallas Cowboys.

"Jerry Jones is a person I very much admire," said University of Arkansas Athletic Director Frank Broyles, the Razorbacks' head football coach when Jones played there. "He has always been a team player. He is kind and considerate of other people. He's a winner in every respect."

Jerry is involved in numerous civic and charitable causes, including the Boys Clubs of America and the National Paralysis Association. Among his favorite hobbies are hunting, fishing, tennis, water skiing and snow skiing.

Jerry and wife Gene, a former Arkansas beauty pageant winner whom he met while both attended the University of Arkansas, live in Dallas. They have three children, Stephen, Charlotte and Jerry, Jr.

Jerry Jones Coaching Fellowship

The annual Jerry Jones Coaching Fellowship was established to give minority college football coaches an intensive working experience on the NFL level. The purpose of this fellowship is to create an experience that will enable an individual coach to understand all dimensions of coaching with the Dallas Cowboys, from working with players in the classroom and on the field to studying techniques and strategies with the other coaches, to handling administrative duties.

"We believe this experience with the Cowboys will help minority coaches develop the background and contacts to move more rapidly into the NFL," said Cowboys Owner Jerry Jones.

The intern joins the Cowboys at training camp and is with the team until responsibilities begin at the respective institution. During that time period, the intern takes part in every aspect of the Cowboys' football program.

"The experience that the Cowboys afforded me has been priceless. Not only did I increase my knowledge of football through visiting with the defensive staff, meeting with other departments helped me to better understand the complexity of NFL organizations." — Desmond Robinson, Assistant Football Coach, West Virginia University and 1989 Fellowship Participant



Jimmy Johnson is a man with tunnel vision. And the bright light at the end of the tunnel is victory.

The Cowboys' young head coach has been a big winner at every stop of his career. For those familiar with his previous accomplishments, they expect no less from Johnson in Dallas.

"Jimmy always improves whatever has to be improved," says University of Miami Athletic Director Sam Jankovich.

"I will do everything possible to bring the Cowboys back to where they belong," Johnson

says. "That's why I'm here."

Johnson became the second head coach in Cowboys history in 1989 after building a reputation as the finest young head coach in college football.

Described by one sports columnist as "a winner on the field, a motivational master, an insatiable conquerer" and by another as "one heck of a football coach," Johnson turned a losing Oklahoma State program into a winner before taking the University of Miami on an incredible ride of 52 victories in 61 games, including a national championship and recognition as college football's "Team of the Decade."

Johnson inherited a weak Dallas team and last year's 1-15 record was a difficult experience. But some of the NFL's greatest coaches, including Tom Landry, Vince Lombardi, Chuck Noll and Bill Walsh, began modestly after taking over losing teams. It's part of the rebuilding process.

In his first year Johnson put the Cowboys in the fast lane on the road to recovery. He moved rapidly to upgrade the team's talent level, making an unprecedented 18 trades, including the Herschel Walker blockbuster with Minnesota, and signing a league-leading 16 Plan B veteran free agents in the offseason.

JOHNSON, Cont.

When the Cowboys reported to training camp in 1990 they had 51 players on the roster who did not go to camp with the team in 1989. Johnson's trades also positioned the Cowboys well for future drafts. In the next two drafts the Cowboys have four picks in the first round, four in the second, three in the third and an extra fourth that could improve to a third, second or first based on Steve Pelluer's performance in Kansas City.

It should not come as a surprise if Johnson turns around the Cowboys sooner than expected. Quick success has been his trademark.

At Miami from 1984-88 Johnson led the Hurricanes to a 52-9 record, including 44-4 over the final four seasons, two Orange Bowl victories, a national championship in 1987 and two No. 2 finishes. Only a combined seven-point difference in two losses separated Miami from three straight 12-0 seasons from 1986-88.

During Johnson's reign the Hurricanes were amazingly consistent. They beat top teams (21-9 against top 20 teams, 5-0 against preseason No. 1s) while avoiding upsets (31-0 versus unranked teams). They won 36 straight regular-season games from 1985-88, the fifth longest streak in NCAA history. They won 20 consecutive road games from 1984-88. And the graduation rate of Miami players under Johnson more than doubled, from less than 30 percent to nearly 70 percent.

In his first head coaching job, Johnson took over a losing program at Oklahoma State in 1979 and brought it to national prominence, compiling a 29-25 record in five seasons, including two bowl appearances. Johnson was named Big Eight Coach of the Year following his first season.

A native Texan, James William Johnson (7/16/43) grew up on the Gulf Coast in Port Arthur, where he earned all-state football honors at Jefferson High School as a two-way lineman.

Despite his relatively small size, Johnson became an All-Southwest Conference defensive lineman at Arkansas and helped lead the Razorbacks to the 1964 national championship. A three-year letterman, Johnson was named to Arkansas' All-Decade Team of the '60s. Arkansas was also where he forged a friendship with Jerry Jones that 25 years later led both men to Dallas.

Johnson, who earned his degree in psychology, began his coaching career on the defensive line at Louisiana Tech in 1965. When an assistant's job fell through at Florida State in 1966, Jimmy spent the year as an assistant coach at Picayune High School in Mississippi.

He resumed his college coaching career one year later in 1967 as Wichita State's defensive line coach. In 1968 he became a 25-year-old defensive coordinator when Johnny Majors, an Arkansas assistant when Jimmy played there, brought him to Iowa State.

After two years at Iowa State, Johnson moved to Chuck Fairbanks' Oklahoma staff (1970-72) as defensive line coach.

He returned to Arkansas in 1973 for a four-year tenure as his alma mater's defensive coordinator under his college coach, Frank Broyles.

In 1977 Johnson went to Pittsburgh as assistant head coach and defensive coordinator, directing one of college football's all-time great defenses for two years. Johnson's 14-year career as an assistant came to end in 1979 when he took over the rebuilding mission at Oklahoma State.

Jimmy has two sons - Brent, a student at the University of Texas Law School, and Chad, an account executive for Merrill Lynch. He lives in Irving, TX.


JOHNSON, Cont.

JOHNSON'S COWBOYS RECORD

Year	W	L	T	Pct.
1989	1	15	0	.063

JOHNSON'S COLLEGIATE RECORD

YEAR SCHOOL	W	L	T	Pct.	POST-SEASON	YEAR SCHOOL	W	L	T	Pct.	POST-SEASON	
1979 Oklahoma State	7	4	0	.636	None	1984 Miami	8	5	0	.615	Fiesta (L)	
1980 Oklahoma State	3	7	1	.318	None	1985 Miami	10	2	0	.833	Sugar (L)	
1981 Oklahoma State	7	5	0	.583	Independence Bowl (L)	1986 Miami	11	1	0	.917	Fiesta (L)	
1982 Oklahoma State	4	5	2	.455	None	1987 Miami	12	0	0	1.000	Orange (W)	
1983 Oklahoma State	8	4	0	.667	Bluebonnet Bowl (W)	1988 Miami	11	1	0	.917	Orange (W)	
Oklahoma State Totals	29	25	3	.535		Miami Totals	52	9	0	.852		
College Totals							61	34	3	.699		



Dave Shula**Offensive Coordinator/Quarterbacks**

After a season in which he blended the many backgrounds of the Cowboys' offensive coaches into a new scheme, Dave Shula takes on the additional responsibilities of quarterbacks coach in 1990. Shula is charged with overseeing the development of a talented but extremely young offense.


The last time Shula was a quarterbacks coach was with Miami from 1985-88 when the Dolphins finished first in passing three times and second once. Also during that span Dolphins' quarterback Dan Marino was rated among the league's top 10 quarterbacks each season.

Shula began his coaching career with Miami in 1982 as receivers coach and over the next few seasons helped Mark Duper and Mark Clayton become one of the NFL's best receiving tandems. He later added the duties of quarterbacks coach and in 1988 was named assistant head coach.

Although he is the youngest offensive coordinator in the league, Shula has been involved with the NFL since 1960 when his father Don became an assistant with Detroit. The elder Shula was head coach at Baltimore from 1963-69, then in 1970 became head coach at Miami.

Following an outstanding career at Dartmouth where Dave once held all the school receiving marks, the two-time All-Ivy League pick played a season as a wide receiver/kick returner with the Colts. He attended one semester of law school at the University of Baltimore in 1982 before entering coaching.

A two-time letterman at Chaminade High School in Hollywood, FL, David Donald Shula (5/28/59) and wife Leslie have three sons — Daniel, Christopher and Matthew. His brother Mike is quarterbacks coach at Tampa Bay.

Dave Wannstedt**Defensive Coordinator/Linebackers**

In 1989 Dave Wannstedt turned the Cowboys' defensive unit into one of the toughest in the NFL over the last half of the season. Dallas allowed an NFL-low 3.08 yards per rush over the final eight games and only Denver, Philadelphia and the Giants held opponents to fewer total yards than the Cowboys over the last three weeks of the season.

Wannstedt was also instrumental in turning the linebacker spot into one of Dallas' strengths, including the emergence of Eugene Lockhart, who set a team-record for tackles with 222 and was named All-Pro for the first time.

During Wannstedt's tenure as defensive coordinator at Miami from 1986-88, the Hurricanes held opponents to 2.2 yards per carry and 10.9 points per game while averaging 48 sacks a season. In Wannstedt's three seasons, the Miami defense turned out six All-Americans and 11 NFL draft choices, including five in the first two rounds.

After he began his coaching career at Pittsburgh in 1975, Wannstedt became an assistant at Oklahoma State (1979-82) and Southern California (1983-85) before going to Miami.

An offensive tackle at the University of Pittsburgh from 1970-73, Wannstedt earned second-team All-East honors and was a captain on the 1973 Panthers team that featured freshman Tony Dorsett. Wannstedt was drafted by Green Bay in the 15th

WANNSTEDT, *Cont.*

round in 1974 and spent the season on injured reserve.

A native of Pittsburgh (5/21/52), David Raymond Wannstedt graduated from Baldwin High School. In May he was inducted into the Western Pennsylvania Hall of Fame. He and wife Jan have two daughters — Keri and Jami.



Hubbard Alexander ★ Receivers

After losing his two top players — Kelvin Martin and Michael Irvin — to the same knee injuries, Hubbard Alexander had to quickly develop an inexperienced group. The brightest star among these youngsters was rookie James Dixon. Dixon, who did not join the Cowboys until after training camp, led the team in yards per catch and set a club rookie record with 203 receiving yards against Phoenix on Nov. 12.

At the time of their injuries Martin and Irvin were having their best NFL seasons. Irvin was on a pace to surpass 1,000 receiving yards and Martin had 46 receptions in 11 games.

In 10 seasons at the University of Miami, "Axe" developed the three leading receivers in school history. As tight ends coach from 1979-84, he worked with All-America Willie Smith, who became the Hurricanes' all-time leading receiver, and Glenn Dennison, who stands third on Miami's receiving list.

In 1985 Alexander took over the wide receivers and began to mold a trio consisting of Brian Blades, Brett Perriman and Irvin. All three were among the first 52 players selected in the 1988 draft. Irvin also broke most of Miami's receiving records, including Smith's career catch mark.

Following seven seasons as a highly successful high school coach in Memphis, TN, Alexander spent six seasons as an assistant at Vanderbilt before joining Miami. A three-year starter at center at Tennessee State, Alexander earned All-America honors as a senior and signed as a free agent with Dallas. He began his coaching career with his alma mater in 1962.

Hubbard Lindsay Alexander (2/14/39) graduated from Atkins High School in Winston-Salem, NC. He and wife Gloria have three sons — Todd, Chad and Bard.



Joe Avezzano ★ Special Teams

In Joe Avezzano's first three seasons as an assistant at Texas A&M, the Aggies won three Southwest Conference titles and two Cotton Bowls. In his four terms as the Aggies offensive line coach, Avezzano groomed six All-Southwest Conference picks, including All-Americans Richmond Webb and Doug Williams. Four of his charges were selected in the NFL draft, three of those (Webb, Williams and Jerry Fontenot)

in the first three rounds.

Avezzano took on the additional duties of offensive coordinator in 1988 when sophomore running back Darrin Lewis finished second in the nation in rushing to earn first-team All-American honors.

Before joining the Aggies, Avezzano spent five seasons as head coach at Oregon State. From 1977-79 he served as offensive coordinator at Tennessee.

AVEZZANO, *Cont.*

As offensive line coach at the University of Pittsburgh from 1973-76, Avezzano's troops, which included current Cowboys assistant Dave Wannstedt, led the way for Heisman Trophy running back Tony Dorsett. Wannstedt joined Avezzano on the Panthers' coaching staff in 1975 and Pitt won the national title in 1976.

Avezzano began his coaching career at Washington High School in Massillon, OH, in 1967. He then coached at Florida State for a season before joining Iowa State where Jimmy Johnson was also an assistant in 1969.

Born in Yonkers, NY (11/17/43), Avezzano grew up in Miami where he played football at Jackson High School under current Cowboys running backs coach Joe Brodsky. After starring at guard for Florida State, Avezzano was drafted by the Boston Patriots. Joe and wife Diann have a son, Anthony.

Joe Brodsky ★ Running Backs

How tough was Joe Brodsky's task in 1989? By season's end he didn't have one running back who was with the team the previous season. But Brodsky spurred the development of rookie fullback Daryl Johnston, who caught three touchdowns passes and rushed for 194 yards the final six weeks of the year.

In 11 seasons as running backs coach at the University of Miami, Brodsky groomed 10 NFL draft picks, including three — Ottis Anderson, Alonzo Highsmith and Cleveland Gary — picked in the first round. Gary set a Miami record for catches in a season by a back with 57 in 1988.

Not included in the draftees is Indianapolis running back Albert Bentley who played in the USFL before joining the Colts. More impressive is that Highsmith went to Miami as a defensive lineman and Bentley as a walk-on. Five of Miami's top 10 all-time rushers worked under Brodsky.

For 14 seasons Brodsky was one of South Florida's most successful high school coaches at Miami-Jackson (1965-70) and Hialeah-Miami Lakes (1971-77). One of his charges at Jackson High School was current Cowboys special teams coach Joe Avezzano.

A four-year letterman in track and football at Florida, Brodsky started at fullback and linebacker for the Gators.

Joseph Brodsky (6/9/34) is a native of Miami, where he graduated from Jackson High School. He and wife Joyce have three sons — Joe, Larry and Jeffrey — and one grandchild. Larry, a wide receiver at Miami from 1979-81, is fifth on the school's all-time receiving list.

Dave Campo ★ Defensive Assistant

Of the four starters in the secondary at the end of 1989, none started in 1988. Along with Dick Nolan, Campo was able to implement a system that worked, even with a new unit. It was the same scheme that Campo ran at Miami and its success was evident late in the season when Dallas held the Giants to 133 passing yards, the lowest by a Cowboys' opponent since 1987.

CAMPO, Cont.

During his stint with the Hurricanes from 1987-88, Campo oversaw two of the best defensive backs in school history. In 1988 he groomed freshman Charles Pharms to start at free safety on one of the nation's top defenses. Pharms was only the second freshman to start at Miami under Jimmy Johnson.

In his first season with the Hurricanes, Campo fine-tuned the talents of Bennie Blades. A Jim Thorpe Trophy (best collegiate defensive back) recipient, Blades was drafted by Seattle with the third pick in the 1988 draft.

Prior to joining Miami, Campo spent three seasons (1984-86) as part of a staff that turned Syracuse into a national championship contender.

He began his career at his alma mater, Central Connecticut State, where he spent the 1971-72 seasons. His coaching trek then took him to Albany State (1973), Bridgeport (1974), University of Pittsburgh (1975), Washington State (1976), Boise State (1977-79), Oregon State (1980), Weber State (1981-82) and Iowa State (1983).

In addition to starring at defensive back in college, David Cross Campo (7/18/47) twice earned All-East honors at shortstop at Central Connecticut State. He attended Robert E. Fitch High School in Groton, CT. He and his wife Kay have five children — Angie, Eric, Becky, Tommy and Shelbie.



Butch Davis ★ Defensive Line

The Cowboys' defensive line finished the 1989 season as one of the strongest units on the team. Under Butch Davis the blend of individual improvement led to top play as a group. Jim Jeffcoat recorded 10 sacks in the final nine games. Willie Broughton started 14 games after not playing the previous two seasons. Dean Hamel, who didn't join the team until after

training camp, had 3 1/2 sacks in the final seven games. Rookie Tony Tolbert, a linebacker in college, started five games at defensive end. Over the second half of the year this unit helped hold opponents to an NFL-low 3.08 yards per carry.

In five seasons as defensive line coach at the University of Miami, Davis led his players to impressive heights. Thirteen of his linemen were picked in the NFL draft, including All-Americans Bill Hawkins, taken in the first round by the Rams in 1989, and Cortez Kennedey, taken with the third pick in the 1990 draft by Seattle.

Davis' defensive line was a key part of a Miami defense that finished second in the nation in both scoring and total defense in 1988. They also set a school record with 49 sacks in 1986, then broke it with 50 in 1988 and held opposing rusher to fewer than 2.3 yards per carry in 1987 and 1988.

After working as a high school coach in Arkansas, Davis became head coach at Rogers High School in Tulsa, OK. He joined Jimmy Johnson's Oklahoma State staff in 1979 before moving with Johnson to Miami.

A native of Tahlequah, OK (11/17/51), Paul Hilton Davis was a defensive end at Arkansas where he earned his degree in anatomy and physiology. Butch graduated from Bixby, OK, High School. He and wife Tammy live in Coppell, TX.

Steve Hoffman ★ Kickers/Quality Control


After working with the kickers in 1989, Steve Hoffman added the duties of quality control this season following the retirement of Neill Armstrong. Last year Hoffman helped punter Mike Saxon to a career-high 36.7-yard net punting average. He also worked with newly-acquired Luis Zendejas who made three of his last four field goal attempts of the season, including two 47-yarders.

From 1985-87 Hoffman oversaw the kickers at the University of Miami where one of his charges was Jeff Feagles who punted for New England in 1988-89. Hoffman also was a top instructor for Ray Pelfrey's kicking camps where his students included Barry Helton, a rookie punter with the 49ers in 1989, and Brian Hansen, New Orleans' all-time leading punter.

For two springs Hoffman coached in Italy as offensive coordinator of the Bellusco Blackhawks in 1987 and the Rho Blackknights in 1988. In the fall of 1988 he coached at Sunset High School in Miami.

After punting with the Washington Federals of the USFL in 1983, Hoffman went to training camp with the Redskins in 1983, Seattle in 1984 and New Orleans in 1985.

Born in Camden, NJ (9/8/58), Hoffman starred in baseball and football at York Suburban High School in York, PA. He earned All-Mid-Atlantic Conference honors at Dickinson College where he played quarterback, running back and wide receiver while handling the punting duties. He met his wife Raffaella while coaching in Italy.

Alan Lowry ★ Tight Ends

After splitting time guiding both special teams and tight ends in 1989 Alan Lowry was assigned fulltime to the tight ends this season.

Last year Lowry oversaw a special teams unit that was among the best in the NFL. Dallas finished second in the league in kickoff return average and in the top 10 in kickoff coverage. Rookie James Dixon finished second in the NFC in kick return average and became the first Cowboy to return a kickoff for a touchdown since 1975.

As receivers coach in 1987-88, Lowry turned a group of inexperienced wide receivers, including Michael Irvin and Kelvin Martin, into one of the team's strengths. He handled the Cowboys' special teams for five seasons after joining Dallas in 1982.

Lowry is one of the few football players in Southwest Conference history to earn all-conference honors both as an offensive and defensive star. He was a defensive back at Texas in 1970 and '71 when the Longhorns won a national title and two conference championships. Lowry was All-SWC in 1971.

In 1972 Lowry was switched to quarterback and earned all-conference honors again in leading Texas to a 10-1 season, including a come-from-behind victory over Alabama in the Cotton Bowl.

LOWRY, *Cont.*

After receiving his degree in physical education, Lowry served as an assistant coach at Virginia Tech in 1974. He joined the Wyoming staff under Fred Akers in 1975 but resigned that post the following summer.

Lowry worked for the Cowboys' scouting department in the fall of 1976 before joining Akers' staff at Texas later that year.

A native of Irving, TX (11/12/50), where the Cowboys practice and play, Lowry attended Irving High School. Alan and his wife Donna have two daughters — Martha Jean and Lindsay.



Dick Nolan ★ Defensive Backs

How many ways are there for a player to become an NFL defensive back? Dick Nolan has seen most of them during his many years overseeing the Cowboys' secondary.

In the 1960s there were Cornell Green, a basketball star at Utah State; Mel Renfro, a running back and track star at Oregon; and Mike Gaechter, a track star at Oregon.

Over the past four seasons he's groomed Robert Williams, a running back at Baylor; Manny Hendrix, a basketball star at Utah; Vince Albritton, who was tried at linebacker before settling in at safety; Bill Bates, a long-shot free agent; Ray Horton, a Plan B signee; Issiac Holt, a mid-season trade acquisition; and Ron Francis, a second-round draft pick who suffered a dislocated shoulder in 1988.

Even with four new starters from the previous year, this unit came together in 1989. Toward the end of the season, Dallas held the Giants to 133 net passing yards, the fewest by a Cowboys' opponent since 1987.

When Nolan took over the secondary in 1986, it was a familiar role for the former NFL defensive back. After a year as player-coach with Dallas in 1962, he coached the Cowboys defensive backs from 1963-67. He also served as defensive coordinator in 1966-67.

Nolan left the Cowboys to become head coach of the San Francisco 49ers from 1968-75. His teams won the NFC West championship in 1970, '71 and '72. He was named NFL coach of the year in 1970.

Nolan joined New Orleans as linebackers coach in 1977 and was head coach of the Saints from 1978-80. He was the defensive coordinator of the Oilers in 1981 before returning to Dallas as receivers coach in 1982.

Nolan and Tom Landry were defensive back teammates with the New York Giants in 1954-55 when Landry was player-coach. Nolan also played under Landry in 1956, '57 and '59 when Landry was New York's defensive coach. Nolan played for the Chicago Cardinals in 1958.

Born in Pittsburgh, PA (3/26/32) and raised in White Plains, NY, Richard Charles Nolan played offensive and defensive halfback on the University of Maryland's 1953 national championship team.

Dick and wife Ann have six children — Richard, Jr., Nancy, Mike, Kelly, Lisa and Jimmy — and eight grandchildren. Mike coaches linebackers for the Denver Broncos.

Tony Wise ★ Offensive Line

Tony Wise's offensive lines set records for pass protection each of the past two seasons. At Miami in 1988 his unit allowed only five sacks, a school-record low for one season. Last year Dallas quarterbacks were sacked only 30 times in 16 games tying the team record from 1976 when the season was 14 games.

In addition Wise oversaw the progress of rookie Mark Stepnoski, who started the final four games of the year at center and graded out as the top offensive lineman in 1989.

During Wise's four seasons at Miami, the Hurricanes had their two best offensive seasons ever with a school-record 461.5 yards per game his first year and 452.5 yards per game in 1988.

The greatest challenge for Wise came in the 1988 Orange Bowl that decided the national championship when he had to start three linemen at new positions. The Hurricanes defeated Oklahoma 20-14 in that game.

Wise began his coaching career at Albany State in 1973. He served one-year stints at Bridgeport, Central Connecticut State and Washington State before joining the University of Pittsburgh in 1977. He coached at Oklahoma State from 1979-83 and Syracuse in 1984 before going to Miami.

A letterman in football, lacrosse and hockey at Ithaca College, Anthony Charles Wise (12/28/51) graduated from Shaker High School in Latham, NY.

Mike Woicik ★ Strength and Conditioning

Since arriving in Dallas in last February, Mike Woicik has been a constant presence in the Cowboys' weightroom. One of the players even gave Woicik the nickname "7-Eleven," because it seemed like he was there 24 hours a day.

He spent much of the offseason overseeing the completion of the Cowboys' weightroom.

Woicik came to Dallas after 10 years as the strength and conditioning coach at Syracuse University, which became one of the nation's top football programs over the past decade. One of Woicik's prize pupils was fullback Daryl Johnston, who was picked in the second round by Dallas in 1989. Woicik also worked with current Cowboys assistants Dave Campo and Tony Wise at Syracuse.

"We have said many times that no one did as much for our program as Mike has," said Syracuse Football Coach Dick MacPherson. "In the early days when we weren't able to recruit as many great athletes as we do now, Mike made great athletes out of them."

From 1978-80 Woicik was the track coach and weightroom coordinator at Springfield College in Massachusetts.

An outstanding discus thrower at Boston College, Woicik set a school record of 180 feet, 5 inches, earned All-East honors and qualified for the NCAA championships. He also competed in the shot put and hammer throw.

A native of Westwood, MA (9/26/56), Mike Woicik (pronounced WOY-sick) competed in football and track at Westwood High School. He earned his degree in history from Boston College and master's in physical education from Springfield.

THE COACHING STAFF



O'NEILL



COCHREN



MAURER

KEVIN O'NEILL, Trainer

Kevin O'Neill joined the Cowboys in 1989 after four years as head athletic trainer at the University of Miami.

A graduate of the University of Pittsburgh, O'Neill earned his master's degree in physical education from the University of Arizona while serving as athletic trainer for Catalina High School in Tucson, AZ. O'Neill spent three years as the assistant athletic trainer at the University of Tennessee, four years as head athletic trainer at Oregon State, and one year at the University of Central Florida before joining the University of Miami.

For the past nine years he has served on the ethics committee for the National Athletic Trainers Association.

A native of Pittsburgh, PA (8/2/54), Kevin and wife Anne have two children - McKenzie and Kaitlyn.

DON COCHREN, Medical Records Coordinator/Athletic Trainer

Don Cochren joined the Cowboys in 1965 after experience in college, military and Canadian Football League training. Cochren became medical records coordinator/athletic trainer after working 25 seasons as the team's trainer. Cochren oversees all player medical records and assists Kevin O'Neill with the day-to-day operations of the training room.

A graduate of Purdue, Cochren earned his physical therapy certificate at Pennsylvania. He was trainer at Case Institute (now Case-Western Reserve) in Cleveland for two years, with the Toronto Argonauts of the CFL for four years and at the University of New Hampshire for one year before coming to Dallas. He also served as a physical therapy officer in the Air Force for two years.

Cochren was one of the 28 trainers selected from colleges and professional sports teams to serve the United States team at the 1980 Winter Olympics in Lake Placid, NY. In 1984 Cochren received the 25-year honor award from the National Athletic Trainers Association. In 1989 Don was chosen to serve as a member of the Professional Football Athletic Trainers/Gatorade Advisory Board.

A native of Princeton, IN (2/6/32), Don and wife Jan have four children - Jeff, Wendy, Scott and Chris.

JIM MAURER, Assistant Trainer

Jim Maurer works with Kevin O'Neill and supervises the Cowboys' medical rehabilitation program. After serving as a graduate assistant the past two seasons, Maurer joined the Cowboys on a full time basis this spring. At age 25 he becomes the youngest athletic trainer in the NFL.

A native of Dallas (3/8/65), Maurer received his undergraduate degree in physical education from Southern Methodist University, where he worked primarily with the football and swim teams.

Maurer worked one year as a summer assistant with the Kansas City Chiefs in 1987, after spending the summer of 1986 with the Cowboys in the same capacity.

An avid golfer and racquetball player, he is pursuing his master's degree in physical education at the University of North Texas.



BLACKWELL



BUCHANAN



FOWLER

ROBERT BLACKWELL, Video Director

Robert Blackwell enters his second season as the team's video director after eight seasons as an assistant with Dallas. In charge of taping and editing all practices and games, Blackwell also edits opponents' tapes and handles all the Cowboys' photographic needs.

Blackwell shot coaching game films for basketball and football at Southern Methodist University from 1979-1984.

After earning his degree in communications from Stephen F. Austin, Blackwell produced a film on the efforts to save the red wolf from extinction for the U.S. Fish & Wildlife Service. The following year he served as director of photography on a film about the North Atlantic Indian migrations for Gulf Oil and the State of Texas.

A native of Garland, TX (12/1/50), a Dallas suburb, Robert graduated from Garland High School. He and wife Diana live in Coppell, TX, with son Nathaniel.

BUCK BUCHANAN, Equipment Manager

William T. "Buck" Buchanan joined the Cowboys in 1973 after supervising athletic programs in the Air Force for 20 years.

SMSgt. Buchanan was a non-commissioned officer in charge of athletics and programs at the U.S. Air Force Academy Prep. School in Colorado Springs for four years. He was awarded the Bronze Star for his performance during a 1968-69 tour of duty in Thailand.

Buck was born in Ballinger, TX (5/24/33). He and wife Geraldine have two children - Bucky and Julie - and three grandsons - William Thomas Buchanan II, Johnathan Brett Buchanan and David Andrew Rodriguez.

JERRY FOWLER, Assistant Equipment Manager

Jerry Fowler joined the Cowboys in 1979 after spending three years as the equipment manager for Plano, TX, High School.

Following his graduation from Plano in 1976, Fowler attended Richland Junior College where he majored in physical education.

He serves on the Board of Directors of the Talk Center in Dallas for hearing impaired children. He also runs an annual basketball game and softball tournament to benefit the school.

Born in McKinney, TX (11/11/56), Jerry has a daughter, Brandy.



Bob Ackles
Director of Player Personnel

In his first season as the Cowboys' director of player personnel, Bob Ackles oversaw the club's active efforts to acquire talent. Those moves included several trades that gave Dallas top draft picks and players; acquisitions via NFL waivers; heavy involvement in Plan B free agency; and thorough evaluation by scouts and coaches of college talent.

Prior to joining the Cowboys as the club's first director of pro personnel in 1986, Ackles spent 11 years as general manager of the Canadian Football League's British Columbia Lions. He was considered one of the CFL's top administrators.

Ackles, who performed virtually every administrative duty during his 32-year career with the B.C. Lions, had the unique distinction of joining the club in its first year of operation in 1954 as a 16-year old waterboy.

After working his way through college as the Lions' equipment manager, he became assistant general manager before being elevated to general manager in 1975. Part of Ackles' responsibilities was keeping tabs on NFL players, including annual visits to NFL training camps. He visited the Cowboys' training camp many times.

Under Ackles' leadership, the Lions became one of the CFL's winningest teams, moved into a new stadium and built a new training facility. In 1985 the Lions won the Grey Cup, emblematic of the CFL championship.

Bob (9/16/38) and wife Kay have two sons, Steve and Scott.



Dick Mansperger
Director of College Scouting

By most accounts the Cowboys received high grades for their 1990 draft and one of the main reasons was Dick Mansperger. Named Director of College Scouting in May 1989, Mansperger set the example for his staff through hard work and meticulous research.

Mansperger, who has been with the Cowboys for 15 of the past 25 seasons, returned to Dallas in 1984 after nine seasons as the Player Personnel Director for Seattle.


While with the Seahawks, Mansperger helped turn the 1976 expansion franchise into a winning team in three seasons. By 1983 Seattle was in the AFC Championship Game.

Mansperger originally came to Dallas as a scout in 1965. He coached at Iowa in 1966 before returning to the Cowboys the next season. In 1972 he was named the team's director of player personnel.

After playing under Dan Devine and Frank Kush at Arizona State, Mansperger joined the Sun Devils' coaching staff in 1958. He became head coach at Palo Verde, CA, Junior College in 1959, then coached at West Texas State in 1961 before returning to Arizona State in 1962. After one season, he moved to UCLA where he coached in 1963-64.

A native of Blythe, CA (5/7/33), Mansperger attended Palo Verde High School. Dick and wife Cherri live in Irving, TX.

John Wooten
Director of Pro Personnel



The point man in Dallas' most active year in acquiring players from other NFL teams was John Wooten. Since he was named director of pro personnel in May 1989, Dallas has made 18 trades, signed a league-high 16 Plan B players, claimed several productive players, including James Dixon, off waivers and signed numerous free agents.

Wooten came to Dallas as a scout in 1975 after 10 seasons in the NFL and one year as a player agent.

Drafted by Cleveland in the fifth round in 1959, Wooten started nine seasons at guard for the Browns and one with Washington. In 1965 he was named All-Pro while helping Cleveland to a 27-0 thrashing of Baltimore in the NFL Championship Game. Wooten also played in two Pro Bowls. In 1979 he was named to the Browns' All-Time Team by Cleveland fans.

Based on his career as an All-America at the University of Colorado, Wooten was named to the school's All-Century team in 1989.

John Wooten (12/5/36) lettered in football and as a center led Carlsbad, NM, High School to two state basketball championships. He and wife Beverly have a son, John David.

Jim Garrett ★ **Scout**



Jim Garrett, who spent 24 of the past 25 seasons as either a coach or scout in the NFL, re-joined Dallas in 1987.

He previously scouted for the Cowboys in 1968-69 and 1974-75. Prior to his first stint in Dallas, Garrett served two seasons as a scout for the BLESTO scouting combine. He then coached with the New York Giants from 1970-74 before returning to Dallas.

Garrett was also an assistant coach with New Orleans (1976-77) and Cleveland (1978-84). After a season as the head coach at Columbia, he scouted for Buffalo in 1986.

An all-conference fullback at Utah State, Garrett played for Philadelphia (1954), the British Columbia Lions (1955), the New York Giants (1956) and the Ottawa Roughriders (1957).

He began his coaching career as an assistant at the Coast Guard Academy in 1958. After one season at Lehigh, Garrett became head coach and athletic director at Susquehanna University where he compiled a 40-3-1 record and was inducted into the school's hall of fame.

The Rutherford, NJ, native (6/19/30) went to spring training with the Pittsburgh Pirates following his rookie year in the NFL.

He and wife Jane have eight children — Jim, Jane, Jennifer, Janine, Jill, John, Jason and Judd. John, who went to training camp as a free agent wide receiver with Dallas in 1988, played for Cincinnati last year. Jason, a quarterback, spent last season on New Orleans' developmental roster. Judd led the Ivy League in rushing and scoring while playing for Princeton in 1989.



Walter Juliff ★ Scout

Walter Juliff begins his third season as a scout for the Cowboys after two years in the same capacity with Pittsburgh and one with the BLESTO scouting combine.


In 1983-84 Juliff was receiver coach at Texas. Prior to joining the Longhorns' staff, Juliff won state high school titles while coaching the Abilene-Cooper football

team in 1980, the Houston-Kingwood baseball team in 1981 and the Kerrville-Tivy track team in 1982. While at Tivy High School, Juliff worked with punter John Teltshcik, who earned All-Rookie honors with Philadelphia in 1986.

Juliff coached at Angelo State in 1978 when the Rams won the NCAA Division II national championship and in 1979 when they went undefeated before losing in the national semifinals.

A native of San Angelo, TX (6/22/56), Walter earned all-state honors in football and was the state hurdling champion in high school. He was the AAU national hurdling champion and qualified for the Olympic trials in 1976.

Juliff, who lives in Austin, TX, earned his bachelor's degree from San Angelo State and his M.B.A. from Texas. He and Phoenix offensive coordinator Jerry Rhome are cousins.



Ron Marciniak ★ Scout

Ron Marciniak, in his eighth season with the Cowboys, came to Dallas after a year with the NATIONAL scouting combine.

Marciniak coached 23 years on the collegiate level, including four seasons as the head coach at Dayton. In 1973 the Flyers recorded their best record under a first-

year coach in 16 seasons.

His collegiate coaching career began as an assistant at Arizona (1959-66). He then worked at Southern Illinois (1967-68), Tulsa (1969), Northwestern (1970-72), Miami (1977-78) and Colorado (1979-81).

After earning All-Big Eight honors at guard for Kansas State in 1954, the N.Y. Giants drafted Marciniak in the seventh round. Before the start of his rookie season, he was traded to Washington where he played in 1955. Sandwiched between two seasons with Toronto of the Canadian Football League, Marciniak served as player/coach for the Fort Bliss, TX, team while in the Army in 1957.

A native of Pittsburgh, PA (7/16/32), Ron starred in football and wrestling at St. George High School. He and wife Janet have five children — Michael, Michelle, Melody, Mary-Jo and Marie.

Jeff Smith ★ Scout



Jeff Smith has worked as a scout in the NFL for 10 seasons, including the past six with the Cowboys. He also directed the team's signing of free agent rookies in 1990.

Smith became a full-time scout with Seattle in 1980 after four seasons as a part-time film grader with the Seahawks and full-time coach at Mercer Island, WA, High School.

In 1969 Smith began his coaching career at Clarkston, WA, High School. He also coached at Kalles Junior High School in Puyallup, WA, and South Mercer Island Junior High School.

After a season as an offensive tackle with Washington State, Smith transferred to Hawaii where he became a teammate of former Cowboys star Larry Cole. While in Hawaii, Smith managed a local tavern. He later returned to Washington State where he earned his degree in science education and mathematics.

Walt Yowarsky ★ Scout



Walt Yowarsky joined the Cowboys in 1977 with 25 seasons as either a player, assistant coach or scout in the NFL. He came to Dallas following three years with the QUADRA scouting combine.

Drafted by Washington as an offensive and defensive lineman in the second round in 1951, Yowarsky played until midway through the 1952 season when he went into the Air Force. After returning in 1954, he was traded from the Redskins to Detroit then from the Lions to the Giants in 1955.

While he was with the Giants they twice played in the NFL Championship Game, including a 47-7 win over Chicago for the title in 1956. Following four seasons in New York, he finished his playing career in San Francisco in 1959.

Yowarsky returned to the Giants as a scout and assistant coach in 1959. After two seasons he joined the first coaching staff of the new franchise in Minnesota where he coached for six seasons. He then moved on as an assistant coach at New Orleans (1967-68), Atlanta (1969-70), Houston (1971) and San Diego (1972-73).

In the 1951 Sugar Bowl Yowarsky earned most valuable player honors as he led Kentucky to a 13-7 win over Oklahoma, ending the Sooners' 33-game winning streak. He played three seasons for the Wildcats under Paul "Bear" Bryant.

A native of Cleveland (5/10/28), Walt and wife Bobbie have three children — Michael, Lisa and Van. Yowarsky was offered a contract to play baseball by Cincinnati after high school.

THE STAFF



Marge Anderson
Coaching Secretary




Bill Baker
Ticket Sales/Promotions



Dr. John Baker
Team Physician



Robert Brock
Scouting
Administrative Aide



Bret Chapman
Sponsor Relations/
Marketing



Kathy Coleman
Mailroom/Supplies



Rich Dalrymple
Public Relations Director



Brett Daniels
Public Relations Intern



Jack Dixon
Treasurer



Larry Dixon
Football Facility
Coordinator Assistant



Beth Egan
Marketing Secretary



Joel Finglass
Director Ticket Sales



Steve Forgey
Building Supervisor




Wanda Forgey
Switchboard Operator



Craig Glieber
Football Operations
Assistant



Barbara Goodman
Coaching Secretary



George Hays
Marketing Director



Cindy Heiland
Accounting



Vickie Holman
Scouting Secretary



Louis Jackson
Equipment Assistant

THE STAFF



Otis Jackson
Equipment Assistant



Robert Jackson
Equipment Assistant



Charlotte Jones
Marketing and Special
Events Coordinator



Stephen Jones
Vice President



Jodi Kreps
Administration Secretary



Mark Lackey
Maintenance



Jim Lancaster
Controller



Marcia Lavine
Ticket Manager



Jane Lawrence
Accounting



Marylyn Love
Administrative Assistant



Bruce Mays
Football Facility
Coordinator



Connie Medina
Scouting Secretary



Jerri Mote
Receptionist



Mike McCord
Assistant Manager
Ticket Office



Mike McCoy
Vice President



Kelli McGonagill
Ticket Sales/Promotions



Robert Newhouse
Ticket Sales/Promotions



Steve Orsini
Director of
Administrative Personnel



Carol Padgett
Administrative Assistant



Deana Patterson
Public Relations Secretary

THE STAFF



Andrea Payne
Ticket Sales



David Pelletier
Assistant Public
Relations Director



Bill Petty
Security



Mary Reed
Ticket Sales



Angela Rodriguez
Maintenance



Ruben Rodriguez
Mailroom



Lucine Starkey
Ticket Sales/
Bookkeeper



Randy Tinsley
Assistant Video Director



Charlie Turano
Ticket Sales/Promotions



Dr. Robert Vandermeer
Team Physician



Robben Wansley
Receptionist



Russell Warren
Sales Ticket Office



Sandra Woods
Ticket Sales



Dr. J.R. Zamorano
Team Internist

What To Look For In 1990

- The Cowboys** improving their NFL-best opening day record of 22-7-1 (.750). Dallas holds the NFL record for consecutive wins in opening games with 17 straight from 1965-81.
- The Cowboys** improving their NFC-best 41-25 (.621) record against AFC foes in games against the N.Y. Jets and San Diego.
- The Cowboys** improving their 14-7-1 (.659) record on Thanksgiving Day. Dallas has played annually on the holiday since 1966, except for 1975 and 1977. The Cowboys will also try to break a four-game Thanksgiving Day losing skid in 1990. In the game immediately following the holiday contest, Dallas is 16-6 (.727). In all games following Thanksgiving Day, the Cowboys are 41-26 (.612).
- The Cowboys** extending their three-game streak of not allowing an opponent to gain 300 yards total offense. Dallas held its final three opponents — Philadelphia, the Giants and Green Bay — to 280, 273 and 250 yards, respectively. The last time the Cowboys kept opponents under the 300-yard mark for four straight games was weeks 6-9 in 1987.
- The Cowboys** extending their streak of not allowing an opposing rusher to gain more than 100 yards. Dallas held opposing runners under the century mark for the last nine weeks of 1989. It's the team's best streak since 1983 when the defense did not allow an opponent to gain over 100 yards for nine straight weeks, including a playoff game.
- Jim Jeffcoat** continuing as one of the top pass rushers in the NFL over the past six years. Since he became a starter in 1984, Jeffcoat has recorded 60 1/2 sacks. Only Lawrence Taylor, Reggie White, Richard Dent, Dexter Manley, Andre Tippett and Greg Townsend have more sacks since then.
- Crawford Ker** extending his team-high streak of starting 42 straight games. The last time Ker did not start at right guard was against Washington on Oct. 19, 1987.
- Eugene Lockhart** extending his 16-game streak of recording 10-or-more tackles in a game. Lockhart, who finished 1989 with a team-record 222 tackles, was in double digits for tackles every game last season.
- Mike Saxon** adding to his NFL-high 112 punts inside the 20 since he came into the league in 1985. He led the NFL in punts inside the 20 in both 1986 and 1987.

How The Cowboys Were Built



There were 54 players on the Cowboys' roster at the end of the 1989 season.
Here's a look at how they came to Dallas:

FROM THE DRAFT:

- 1974** — Ed Jones (1st, Tennessee State).
1976 — Tom Rafferty (4th, Penn State).
1983 — Jim Jeffcoat (1st, Arizona State).
1984 — Eugene Lockhart (6th, Houston).
1985 — Crawford Ker (3rd, Florida).
1986 — Mark Walen (3rd, UCLA).
1987 — Danny Noonan (1st, Nebraska);
Ron Francis (2nd, Baylor);
Jeff Zimmerman (3rd, Florida);
Kelvin Martin (4th, Boston College);
Kevin Gogan (8th, Washington).
1988 — Michael Irvin (1st, Miami, Fla.);
Ken Norton (2nd, UCLA);
Dave Widell (4th, Boston College);
1989 — Troy Aikman (1st, UCLA);
Steve Walsh (1st, Miami, Fla.);
Daryl Johnston (2nd, Syracuse);
Mark Stepnoski (3rd, Pittsburgh);
Tony Tolbert (4th, Texas-El Paso);
Keith Jennings (5th, Clemson);
Willis Crockett (5th, Georgia Tech);
Kevin Peterson (7th, Northwestern);
Randy Shannon (11th, Miami, Fla.);
Scott Ankrom (12th, TCU).

FROM WAIVERS:

- 1989** — Jack Del Rio (Southern Cal., from Kansas City);
James Dixon (Houston, from Detroit);
Derrick Shepard (Oklahoma, from New Orleans).

SIGNED AS FREE AGENTS:


- 1981** — Everson Walls (Grambling).
1983 — Bill Bates (Tennessee);
Mark Tuinei (Hawaii).
1984 — Vince Albritton (Washington).
1985 — Mike Saxon (San Diego State).
1986 — Manny Hendrix (Utah);
Nate Newton (Florida A&M).
1987 — Steve Folsom (Utah);
Jeff Hurd (Kansas State);
Bob White (Rhode Island);
Robert Williams (Baylor).
1988 — Cornell Burge (Kentucky).
1989 — Willie Broughton (Miami, Fla.);
Jon Carter (Pittsburgh);
Bernard Ford (Central Florida);
*Ray Horton (Washington);
Babe Laufenberg (Indiana);
Broderick Sargent (Baylor);
*Kevin Scott (Stanford);
Curtis Stewart (Auburn);
Junior Tautalatasi (Washington State);
Luis Zendejas (Arizona State).


IN TRADES:

- 1989** — Dean Hamel (Tulsa, from Washington for fifth-round pick in 1990);
Issiac Holt (Alcorn State, from Minnesota in Herschel Walker trade);
David Howard (Cal. St. Long Beach, from Minnesota in Herschel Walker trade);
Paul Palmer (Temple, from Detroit for eighth-round pick in 1990);
Jesse Solomon (Florida State, from Minnesota in Herschel Walker trade).

*Plan B free agent

THE PLAYERS





Tommie Agee

RUNNING BACK • AUBURN
 HT: 6-0 • WT: 218 • BORN: 2/22/64
 FA FOR '90 • 3rd YEAR



PRO: In Tommie Agee Dallas has added the team-oriented player coaches dream about. He doesn't care if he's the star ball carrier, the big play receiver, the powerful blocker or the special teams leader. Agee doesn't worry about getting into the limelight because his only concern is winning. The Cowboys helped Agee out in 1989 before signing him as a Plan B free agent in 1990. James Dixon provided Agee the break he needed by returning a kickoff 97 yards at Kansas City (10/22). That play prompted Chiefs' coach Marty Schottenheimer to bring Agee off the injured reserve list, where he had spent the first seven weeks of the season recovering from surgery to repair torn ligaments in his left ring finger. Schottenheimer cited Agee's blocking ability and coverage on kickoffs as the key to his return. In the final nine weeks of the season, Agee backed up the NFL's leading rusher, Christian Okoye, and recorded four special teams tackles. He joined the Chiefs as a Plan B free agent from Seattle. Drafted in the fifth round in 1987 by Seattle, Agee missed his entire rookie season with a knee injury. In 1988 Agee saw action in all 16 games, recording one carry for two yards and three receptions for 31 yards. Agee also threw an interception on an aborted punt against the Chiefs. GAMES/STARTS: 1987 (IR-Sea.), 1988 (16/0-Sea.), 1989 (9/0-K.C.). Total - 25/0.

COLLEGE: At Auburn Agee was a four-year starter at fullback, where he was used as a lead blocker for both Bo Jackson, now with the Raiders, and Brent Fullwood, now with the Packers. He finished his career with 356 carries for 1,735 yards and 10 touchdowns. As a kick returner he averaged 21.5 yards for his career. He was the special teams captain at Auburn his senior year. His best single-season rushing totals came as a freshman when he gained 606 yards on 115 carries. Agee was a teammate of Alexander Wright at Auburn.

PERSONAL: Thomas Lee Agee was born and raised in Maplesville, AL, where he earned all-state honors in football, basketball and track at Maplesville High School. He earned his degree in criminal justice from Auburn and is planning to pursue a graduate degree in psychology. In his spare time he is rebuilding a 1951 Chevrolet Coupe. In the offseason Tommie speaks to Fellowship of Christian Athletes and Athletes in Action groups in Alabama. Tommie and wife Anchylus live in Maplesville, AL.

AGEE'S NFL TOTALS

Year	Rushing					Year	Receiving				
	No.	Yds.	Avg.	Long	TD		No.	Yds.	Avg.	Long	TD
1988 (Sea.)	1	2	2.0	2	0	1988 (Sea.)	3	31	10.3	13	0
1989 (K.C.)	1	3	3.0	3	0						
Totals	2	5	2.5	3	0						



Troy Aikman

QUARTERBACK • UCLA

HT: 6-4 • WT: 216 • BORN: 11/21/66

D-1 FOR '89 • 2nd YEAR



PRO: Entering the 1989 season everyone knew about Troy Aikman's strong arm and athletic ability, the qualities that made him the first player selected in the draft. As his rookie season progressed, however the trait that stood out was the incredible composure he had for his age. "Troy showed tremendous talent, as we expected," said Cowboys Coach Jimmy Johnson. "But he also showed tremendous poise for a rookie." And as Aikman entered the 1990 season, he already had established himself as one of the team's leaders. "Now you watch Troy and he's assertive walking into the huddle," said Johnson. "It's his offense." Week after week Cowboys opponents tried to rattle the young quarterback last year, but he remained steady and with his rifle arm and quick feet kept defenses cautious. His best performance came against Phoenix (11/12) when he made his first start after missing five weeks with a broken left index finger. With 1:43 remaining in the game Aikman was knocked unconscious just as he delivered a 75-yard touchdown pass to James Dixon to put Dallas ahead 20-17. Aikman finished with an NFL rookie record 379 passing yards, which is also the fifth-most ever by a Cowboys quarterback. The next week he completed 75.8 percent (25-of-33) of his passes, including 11 in a row against Miami (11/19). Later in the year in a showdown with Rams' star Jim Everett, Aikman threw four touchdowns passes, the first Cowboy to do so since 1987, as Dallas built a 31-21 advantage over the powerful Rams before falling 35-31. Aikman, who averaged 7.9 yards per carry, also showed a keen knack for scrambling. He was successful 11 of the 14 times he ran for a first down on third or fourth downs. Aikman, who led the team in rushing vs. Miami, the Rams and @ Philadelphia, suffered the finger injury after running eight yards on a 3rd-and-7 against the Giants (10/1). He stayed in the game to lead Dallas to a field goal and played the next series before leaving. The first rookie quarterback to start a season opener for Dallas since Roger Staubach in 1969, Aikman was named to the All-Rookie team by UPI, the Pro Football Writers Association, Pro Football Weekly and College & Pro Football Newsweekly. The Cowboys' Hall of Famer who led Dallas to two Super Bowl titles compares the young quarterback favorably to himself. "I have been very impressed with the way Aikman has handled himself," said Staubach. "He has a quiet confidence about him. Inwardly he's very competitive and confident. Outwardly, he's very humble. I think our personalities might be the same. GAMES/STARTS: 1989 (11/11).

COLLEGE: In two seasons at UCLA Aikman completed 64.8 percent of his passes for 5,298 yards and 41 touchdowns while throwing only 17 interceptions. He finished his collegiate career as the third rated passer in NCAA history. The All-America led the Bruins to a 20-4 record, including wins in the 1988 Aloha Bowl and the 1989 Cotton Bowl. He transferred to UCLA after two seasons at Oklahoma.

PERSONAL: Troy Kenneth Aikman grew up in Cerritos, CA. He earned all-state honors at Henryetta, OK, High School after his family moved when Troy was 12. The town of 6,000 named a street after Aikman. He sponsors a scholar-

AIKMAN, Cont.

ship at his former high school for students who want to attend college but can't afford it. Troy also supports Stars For Children and the Irving youth Family Counseling Center, making a donation to both causes based on his touchdown passes. He is the honorary chairman of the 1990 Weekend to Wipe Out Cancer benefitting Children's Medical Center of Dallas. Aikman also paid back his scholarship to UCLA where he earned his degree in history.

AIKMAN'S COWBOYS TOTALS									
Year	Rushing		Passing		Int.		Long		TD
1989	No.	Yds.	Pct.	TD	Int.	Long	Sks./Yards	Rating	
1989	38	302	52.9	9	18	75t	19/155	55.7	

SINGLE-GAME BESTS									
Att.	— 40 @ Phoe., 11/12/89								
Comp.	— 25 vs. Mia., 11/19/89								
Yards	— 379 @ Phoe., 11/12/89								
Comp. Perc.	— 75.8 vs. Mia., 11/19/89								
Long	— 75t @ Phoe., 11/12/89								
TDs	— 4 vs. Rams, 12/3/89								
Ints.	— 4 vs. GBay, 12/24/89								
Rush Att.	— 8 vs. Mia., 11/19/89								
Rush Yards	— 71 vs. Mia., 11/19/89								
Long Rush	— 25 @ Phil., 12/10/89								

AIKMAN GAME-BY-GAME									
1989	Att.	Comp.	Yards	Pct.	TD	Int.	Long	Sks./Yards	
@ New Orleans 9/10	35	17	180	48.6	0	2	24	2/30	
@ Atlanta 9/17	23	13	241	56.5	1	2	65t	0/0	
Washington 9/24	21	6	83	28.6	0	2	36	4/27	
N.Y. Giants 10/1	6	1	11	16.7	0	0	11	0/0	
@ Phoenix 11/12	40	21	379	52.5	2	2	75t	1/12	
Miami 11/19	33	25	261	75.8	1	1	21	0/0	
Philadelphia 11/23	21	7	54	33.3	0	3	13	1/1	
L.A. Rams 12/3	19	19	179	55.9	4	1	35t	2/14	
@ Philadelphia 12/10	30	17	152	56.7	1	0	21	5/45	
@ N.Y. Giants 12/16	22	11	84	50.0	0	1	22	2/17	
Green Bay 12/24	28	18	125	64.3	0	4	21	2/9	



Vince Albritton

SAFETY • WASHINGTON
 HT: 6-2 • WT: 214 • BORN: 7/23/62
 FA FOR '84 • 7th YEAR



PRO: Last season marked a new beginning for Vince Albritton. After being labeled injury prone the first few years of his career, Albritton stepped out of the training room and into the starting lineup at strong safety. The opening game of 1989 set the tone for Albritton's season when he tied his single-game career-high with 11 tackles and also forced one fumble at New Orleans (9/10). Albritton reached double figures in tackles three times during the 1989 season, including a key performance in the Cowboys' win against Washington (11/5) when he recorded 10 tackles and picked off a Doug Williams pass for his first career interception. For the season Albritton finished third on the team, second among defensive backs, in tackles with 111, nearly triple his previous career-high of 42 tackles in 1986. He also tied for second in interceptions. After earning a spot on the roster as a free agent defensive back in 1984, Albritton was moved to linebacker in 1985. He pulled a hamstring in training camp and was placed on injured reserve after the San Diego preseason game. Albritton was re-activated with seven games remaining and played well on special teams and

ALBRITTON, *Cont.*

as a linebacker in the 4-0 defense. In his first career start at strong safety in place of injured Bill Bates in 1986 against Washington (10/12), Albritton had four tackles and recovered a fumble to set up a touchdown. In 1987 Albritton's play earned him the Cowboys' special teams player of the year award. In 1988 Albritton suffered a deep bruise to his left thigh in the preseason and was placed on injured reserve until Oct. 28. He forced a fumble and recorded two sacks in three games before injuring his right thigh and missing two more games. His two sacks led all defensive backs. GAMES/STARTS: 1984 (16/0), 1985 (7/1), 1986 (16/1), 1987 (11/1), 1988 (6/0), 1989 (16/16). Total - 72/19.

COLLEGE: Albritton played safety, linebacker and cornerback at Washington. Playing strong safety his senior year, he led the Husky secondary in tackles and played in the Japan Bowl. An honorable-mention All-West Coast and second team All-Pac 10 pick in 1983, Albritton played in the same defensive backfield as Cowboys teammate Ray Horton.

PERSONAL: Vince Denader Albritton attended McClymonds High School in Oakland, CA, where he concentrated mostly on baseball. He led the football team to the Oakland Athletic League title his senior year when he intercepted a league-leading and school-record eight passes earning him All-OAL honors. Vince graduated from high school with Rap singer MC Hammer. He majored in speech communications at Washington.

ALBRITTON'S COWBOYS TOTALS

Year	Tackles			Sacks	QB Press.	Passes		For. Fum.
	Solo	Ast.	Tot.			Def.	Int.	
1984	4	4	8	1	-	3	0	0
1985	5	3	8	0	-	2	0	0
1986	27	15	42	0	-	0	1	1
1987	23	12	35	0	-	2	1	1
1988	16	2	18	2	-	0	1	1
1989	75	36	111	0	5	4	2	2
Totals	150	72	222	3	5	11	5	5

Pass Interceptions

Year	No.	Yds.	Avg.	Long	TD
1989	1	3	3.0	3	0

Opponents' Fumbles Recovered

Year	No.	Yds.	Avg.	Long	TD
1984	1	0	0.0	0	0
1986	2	0	0.0	0	0
1989	1	0	0.0	0	0
Totals	4	0	0.0	0	0



Scott Ankrom

SAFETY • TCU

HT: 6-1 • WT: 194 • BORN: 1/4/66

D-12 FOR '89 • 2nd YEAR



PRO: Two of the big factors in Scott Ankrom making the 1989 Cowboys were his hitting ability and versatility. They are the same reasons he was switched from wide receiver to safety this year. His most extensive play at defensive back came as a freshman at TCU in 1984 when he had 14 tackles and an interception. Ankrom's crushing blocks were a familiar sight at training camp practices last season. He even was attacked by Raiders' defensive lineman Pete Koch after a bone-jarring block in a preseason game. A dazed Ankrom came back two plays later to catch a touchdown pass. He played some at wide receiver and kick returner in addition to serving as the club's third quarterback after Aikman was hurt, but his main contribution came with the coverage

ANKROM, Cont.

units. Ankrom finished third on the Cowboys in special teams tackles despite missing six games after undergoing arthroscopic surgery on his left knee. On Nov. 9 he was moved from injured reserve to the developmental squad where he was slated to practice at defensive back. The following week Kelvin Martin was injured and Ankrom was activated as a wide receiver. Ankrom was the first 12th-round draft pick to make the Cowboys' opening-day roster since Norm Wells in 1980. GAMES/STARTS: 1989 (10/0).

COLLEGE: During his career at TCU, Ankrom played defensive back, running back, quarterback and wide receiver. He rushed for 1,100 yards, completed 67-of-147 passes for 861 yards, caught six passes for 54 yards and made 17 tackles. The three-time co-captain was TCU's starting quarterback entering three seasons but suffered season-ending injuries in the 1986 and 1987 openers and in the fifth game of 1985.

PERSONAL: Scott Randall Ankrom earned All-America honors at John Jay High School in San Antonio. He was also a top prep sprinter. Scott earned his degree in physical education at TCU.

**Bill Bates**

SAFETY • TENNESSEE
HT: 6-1 • WT: 199 • BORN: 6/6/61
FA FOR '83 • 8th YEAR



PRO: Bill Bates returned to a familiar role in 1989 - leader of the special teams. The man who had a great deal to do with the NFL adding special teams coverage men to the Pro Bowl teams led the Cowboys in special teams tackles in '89 with 19. He also contributed as an extra defensive back in passing situations, including a second-quarter interception at Washington to set up a field goal. Bates has been overcoming the odds his entire career, starting in 1983 when he made the team as a longshot free agent rookie. He immediately became a fan favorite with his ferocious special teams play. In 1984 he became the first NFC player to go to the Pro Bowl for special teams coverage. Bates was named the NFL Alumni Association's special teams player of the year in 1983 and '84. He led the Cowboys in punt returns in 1985. After leading all non-starters in tackles his first three seasons, Bates became the starting strong safety in 1986. He held the position for three seasons, leading the defensive backs in sacks in '86 and '87 and the team in solo tackles and total tackles in 1988. GAMES/STARTS: 1983 (16/1), 1984 (12/2), 1985 (16/0), 1986 (15/15), 1987 (12/11), 1988 (16/16), 1989 (16/0). Total - 103/45.

COLLEGE: Bates was a four-year starting safety at Tennessee. He was named second-team All-Southeastern Conference his junior and senior seasons. Bates developed a reputation at the Vols' hardest hitter and surest tackler. He intercepted nine passes and recovered six fumbles in his career.

PERSONAL: William Frederick Bates was born and raised in Knoxville, TN, where he starred in football, basketball and as a sprinter on the track team at Farragut High School. He was all-state in football and basketball. A 1985 NFL Man of the Year finalist, Bill supports the United Way, the Boys Clubs, the Special Olympics, the March of Dimes, and other organizations. He serves as honorary chairman of the annual Wednesday's Child golf tournament benefit-

BATES, Cont.

ting Dallas-area orphans and of the Keystone Academy golf tournament for the learning disabled. Bill is also active in the Fellowship of Christian Athletes. He and wife Denise, a fashion model, live in Dallas with triplets Graham William, Brianna Gail and Hunter James (5/24/89). The Bates family attends Park Cities Baptist Church in Dallas.

BATES' COWBOYS TOTALS

Year	Pass Interceptions					Tackles				QB Sks.	Press.	Def.	Fum.
	No.	Yds.	Avg.	Long	TD	Solo	Asst.	Tot.					
1983	1	29	29.0	29	0	84	30	84	4	-	4	1	
1984	1	3	3.0	3	0	38	14	52	5	-	6	2	
1985	4	15	3.8	8	0	38	13	51	1	-	3	2	
1987	3	28	9.3	28	0	50	37	87	2½	-	7	1	
1988	1	0	0.0	0	0	46	35	81	3	-	4	1	
1989	1	18	18.0	18	0	85	39	124	½	-	6	0	
Totals	11	93	8.5	29	0	335	178	513	16	2	33	7	

Opponents' Fumbles Recovered

Year	No.	Yds.	Avg.	Long	TD
1983	2	0	0.0	0	0
1984	1	0	0.0	0	0
1988	1	0	0.0	0	0
Totals	4	0	0.0	0	0

Punt Returns

Year	No.	FC	Yds.	Avg.	Long	TD
1985	22	6	152	6.9	21	0



Willie Broughton

DEFENSIVE TACKLE • MIAMI
HT: 6-5 • WT: 275 • BORN: 9/9/64
FA FOR '89 • 4th YEAR



PRO: It looked as if injuries had ended Willie Broughton's NFL career in 1988. At least it looked that way to everyone but Willie, who was not yet ready to be a full-time automobile salesman. Despite not having played in a regular-season game in two years, Broughton called his former coach at the University of Miami, Jimmy Johnson, in the spring of 1989 and asked for a tryout with the Cowboys. He got more than a tryout. Broughton left his job at Paul Harvey Ford in Indianapolis and wound up starting 14-of-16 games at defensive tackle and finishing fifth on the team in tackles. He had career highs in tackles (92) and sacks (3). "Willie Lee was very consistent, as consistent as any of the defensive linemen," Johnson said. "I look for him to again have a productive year." A fourth-round draft choice by the Colts in 1985, Broughton was the youngest player in the NFL his rookie year. The following season he started the first eight games at nose tackle before a neck injury limited him the rest of the year. In 1987 he injured a knee before the start of the year and spent the season on injured reserve. Broughton was released by Indianapolis following the third preseason game in 1988 and did not play that year. **GAMES/STARTS:** 1985 (15/1-Ind.), 1986 (16/8-Ind.), 1989 (16/14). Total — 47/23 (Dallas-16/14).

COLLEGE: Broughton played every defensive line position his senior year at Miami under Jimmy Johnson. During his collegiate career he recorded 62 tackles, five sacks and six tackles for losses. He had his best game as a senior against Michigan with seven tackles. In 1983 he played on Miami's first national championship team of the '80s.

PERSONAL: Willie Lee Broughton (BROW-ton) attended Fort Pierce, FL, Central High School. His brother, Dock Luckie, played nose tackle for Winnipeg

BROUGHTON, Cont.

of the Canadian Football League. A business management major at Miami, Willie returned to Paul Harvey Ford in Indianapolis to work in sales last off-season. He also visited area schools and youth homes. He collects piranha as a hobby.

BROUGHTON'S NFL TOTALS

Year	Tackles		Sacks	QB Press.	Passes Def.	For. Fum.
	Solo	Ast.—Tot.				
1985 (Ind.)	13	4 — 17	1	-	-	-
1986 (Ind.)	22	12 — 34	1	-	-	-
1989	56	36 — 92	3	8	2	0
Totals	91	52 — 143	5	8	2	0



Jon Carter

DEFENSIVE TACKLE • PITTSBURGH
 HT: 6-4 • WT: 273 • BORN: 3/12/65
 FA FOR '89 • 2nd YEAR



PRO: After joining the Cowboys just prior to the start of the regular season last year, Jon Carter became a solid contributor at both defensive tackle positions. Signed by Dallas on Aug. 29, after his release by the New York Giants, Carter was placed on the developmental squad Sept. 6. Activated from the developmental roster on Sept. 22, Carter made an immediate impact with four tackles against the Redskins (9/24). The following week against his former Giants teammates, Carter recorded a career-high five tackles and also deflected a pass. Finishing the season strong against the Packers (12/24), Carter recorded four tackles and forced a fumble that Jack Del Rio returned 57 yards for a touchdown. Carter finished the season with 19 tackles and two pass deflections in 13 games. Originally drafted in the fifth round by the Giants in 1988, Carter injured his hamstring in the final preseason game against Cleveland and spent the season on injured reserve. GAMES/STARTS: 1988 (IR-Gia.), 1989 (13/0). Total - 13/0.

COLLEGE: A four-year letterman at Pittsburgh, Carter recorded 65 tackles, 16 tackles for losses, six sacks, blocked two kicks and was named the team's most valuable defensive lineman his senior year. He also served as the team captain his senior year. He began the 1987 season as starting end but played four games at tackle due to injuries. Carter, who played every defensive line position during his four years at Pitt, finished his collegiate career with 171 tackles, 41 tackles for losses and 18 1/2 sacks.

PERSONAL: From a family of five, Jon Stacy Carter was born in Compton, CA, and raised in Vernardo, LA, where he was twice an all-state selection as a tight end and defensive end. Jon also excelled in basketball and track. He earned his degree in communications from Pittsburgh. In the offseason Jon spends time speaking to students in Angie, LA. Jon and his wife Celeste added a son, Jon II (2/23/90) to the family in the offseason. Jon enjoys painting and playing the bass guitar and piano. He is an active member of the Glorious Church of God and Christ in Angie.

CARTER'S COWBOYS TOTALS

Year	Tackles		Sacks	QB Press.	Passes Def.	For. Fum.
	Solo	Ast.—Tot.				
1989	11	8 — 19	0	1	1	1



Louis Cheek

TACKLE • TEXAS A&M
HT: 6-6 • WT: 295 • BORN: 10/6/64
FA FOR '90 • 3rd YEAR



PRO: For Louis Cheek, whom Dallas signed as a Plan B free agent from Miami, the 1989 season opener against Buffalo was bittersweet. On the plus side he was starting his first NFL game in place of Jon Geisler who was injured. On the minus side he was going against defensive end Bruce Smith. Cheek held the All-Pro sackless and the AFC East Champion Bills needed a touchdown with no time remaining to win the game. Drafted in the eighth round by the Dolphins in 1988, Cheek played in 15 games as a rookie and 13 last year. He backed up left tackle on Miami's talented offensive line. GAMES/STARTS: 1988 (15/0-Mia.), 1989 (13/1-Mia.). Total — 28/1.

COLLEGE: A four-year starter at left tackle for the Aggies, Cheek earned All-Southwest Conference honors in 1986 and '87. Cheek, who was named honorable mention All-America as a junior, anchored an offensive line that led the Aggies to a school record 705 yards against TCU in 1986. He also helped Texas A&M to three straight SWC titles from 1985-87. Cheek's offensive line coach his final three years was current Cowboys assistant Joe Avezzano.

PERSONAL: Louis Ray Cheek, Jr., attended Fairfield, TX, High School where he lettered in football and track. Until his sophomore year in high school, Cheek competed in rodeos. His father also performed in rodeos. Cheek raises cattle on his 90-acre ranch in Fairfield, which is 90 miles south of Dallas. He earned his degree in agricultural economics at Texas A&M. His wife's name is Suzanne.



Terrence Cooks

LINEBACKER • NICHOLLS STATE
HT: 6-0 • WT: 230 • BORN: 10/25/66
FA FOR '90 • 2nd YEAR



PRO: One of the top rated linebackers on the Cowboys' Plan B board, Terrence Cooks adds his talents to a deep Cowboys linebacker corps. An inside linebacker last season with the Patriots, Cooks saw action in three games, spending most of the season on New England's developmental roster. A proven special teams performer, Cooks opened the season on the Patriots' developmental roster, but was activated Oct. 6. He saw action against Houston and Atlanta, recording five special teams tackles, before returning to the developmental squad on Oct. 27. Cooks was re-activated on Dec. 20 and recorded a tackle against the L.A. Rams. GAMES/STARTS: 1989 (3/0-N.E.).

COLLEGE: A three-year starter at Nicholls State, Cooks led the Colonels with 122 tackles in 1988 after finishing second his sophomore and junior years with 116 and 85, respectively.

PERSONAL: Terrence Kenneth Cooks was born in New Orleans, LA, and raised in Napoleonville, LA, where he was an All-America pick at Assumption

COOKS, *Cont.*

High School. Terrence also earned all-state honors in the shot put. A criminal justice major at Nicholls State, he is just a few hours shy of his degree. Terrence runs football clinics for children and speaks at various schools in the Napoleonville area.

COOKS' NFL TOTALS

Year	Tackles			Sacks	Passes Def.	For. Fum.
	Solo	Ast.	Tot.			
1989 (N.E.)	1	4	5	0	0	0



Jack Del Rio

LINEBACKER • SOUTHERN CALIFORNIA
HT: 6-4 • WT: 236 • BORN: 4/4/63
WAIV. FOR '89 • 6th YEAR



PRO: Jack Del Rio hit the ground running when he joined the Cowboys last season. After being released by Kansas City on Aug. 30, Del Rio was immediately claimed by Dallas and, with little more than a week of practice, opened the season with the Cowboys in New Orleans. In that game Del Rio recorded three tackles before suffering a bruised calf, keeping him out of the next two games. He returned to action against the Giants (10/1) and moved into the starting lineup at strongside linebacker for the following week against Green Bay (10/8). Although he split time with David Howard the second half of the season, Del Rio recorded 58 tackles and was second on the team with two fumble recoveries, including his second career touchdown on a 57-yard return against Green Bay (12/24). His first score came when he returned a fumble 22 yards for a touchdown against the L.A. Rams while with New Orleans in 1985. Del Rio joined the Cowboys after two seasons with Kansas City where he started 17 of 25 games. Late in 1988 Del Rio led the Chiefs in tackles in three consecutive games, including a single-game career-high 12 at Pittsburgh (11/27). He finished the season with a career-high 77 tackles. Del Rio joined the Chiefs in a training camp trade with New Orleans in 1987 after Kansas City sent a fifth-round draft pick in 1988 to the Saints. In his first season with Kansas City, Del Rio registered 45 tackles, second among linebackers, two sacks and a forced fumble, which Bill Maas returned for a touchdown. Del Rio, who was selected in the third round by the Saints in 1985, started nine games, tied a team record for fumble recoveries with five and earned All-Rookie honors his first season. Against San Francisco (9/29) he recorded his first career interception. **GAMES/STARTS:** 1985 (16/9-N.O.), 1986 (16/1-N.O.), 1987 (10/7-K.C.), 1988 (15/10-K.C.), 1989 (14/12). Total — 71/39 (Dallas-14/12).

COLLEGE: A four-year starter at Southern California, Del Rio earned All-America honors his senior season. The 1984 Lombardi Trophy finalist led the Trojans in tackles for a loss three straight seasons. He also played in the East-West Shrine Game and the Japan Bowl. Del Rio was a teammate of Tony Slaton at USC.

PERSONAL: Jack Del Rio, Jr., starred in football, basketball and baseball at Hayward, CA, High School, earning all-state honors in all three sports. Del Rio, who was drafted out of high school by the Toronto Blue Jays, started at

DEL RIO, Cont.

catcher for the USC squad, which featured current Oakland A's star Mark McGwire. In May Jack graduated from the University of Kansas with a degree in political science. Jack and wife Linda live in Carrollton, TX, with their two children - Lauren (4/28/81) and Hope (12/13/88).

DEL RIO'S NFL TOTALS									
Year	Solo	Tackles		Sacks	QB Press.	Passes Def.	For. Fum.	Pass Interceptions	
		Ast.	Tot.					No.	Yds.
1985 (N.O.)	51	17	68	0	-	5	3	2	13
1986 (N.O.)	14	6	20	0	-	0	0	1	0
1987 (K.C.)	32	12	44	2	-	0	1	0	0
1988 (K.C.)	45	32	77	1	-	1	0	0	0
1989	40	18	58	0	2	1	0	0	0
Totals	182	85	267	3	2	7	4	3	13

Year	No.	Yds.	Avg.	Long	TD	Year	Opponents' Fumbles Recovered				
							No.	Yds.	Avg.	Long	TD
1985 (N.O.)	2	13	6.5	11	0	1985 (N.O.)	5	22	4.4	22t	1
1988 (K.C.)	1	0	0.0	0	0	1989	2	57	28.5	57t	1
Totals	3	13	4.3	11	0	Totals	7	79	11.3	57t	2

**James Dixon**

WIDE RECEIVER • HOUSTON

HT: 5-10 • WT: 181 • BORN: 2/2/67

WAIV. FOR '89 • 2nd YEAR



PRO: One of the NFL's most unlikely success stories of 1989 was James Dixon, who earned All-Rookie honors after being passed over in the draft and failing a bid with Detroit. The Lions had signed Dixon as a free agent but released him after three preseason games. The Cowboys took a chance on Dixon's superior speed and claimed him off the waiver wire on Aug. 30. Dixon proceeded to become the Cowboys' biggest playmaker of the year. He finished second in the NFC and fifth in the NFL in kickoff return average with a 25.1-yard average, best by a Cowboy since Cliff Harris' 28.4 in 1971. Dixon's 97-yard touchdown return against Kansas City was the first Cowboys kickoff return TD since 1975 when Thomas Henderson went 97 yards against the Cardinals. Dixon also had a 90-yard return (no TD) against Green Bay, making him the only player in club history with two kickoff returns of 90 yards or more. Dixon set club records of 1,181 kickoff return yards, breaking Mel Renfro's 1964 mark of 1,017 yards, and 47 kickoff returns, topping Ron Fellow's 1983 record of 43. When knee injuries felled Michael Irvin and Kelvin Martin, Dixon also became a starting receiver. He led the team in yards per catch with a 19.9-yard average. Six of his 24 catches were for 30 yards or more. His 203 yards on six catches at Phoenix, both personal season highs, included a spectacular 75-yard catch-and-run touchdown to put the Cowboys ahead in the last two minutes. Dixon's 203 yards was the fifth highest single-game receiving yardage total in team history and most by a Cowboy since Tony Hill's 213 against Philadelphia in 1979. Dixon finished 10th in the NFL in all-purpose yardage with 1,688 yards. He was selected to Pro Football Weekly's All-Rookie team as the kickoff returner. GAMES/STARTS: 1989 (16/7).

COLLEGE: Dixon was the second leading receiver in NCAA Division I in 1988 with 102 catches for 1,103 yards and 11 touchdowns in Houston's run-and-shoot offense. He caught 15 passes against Rice. A second-team All-America, Dixon and Jason Phillips became the first pair of wide receivers from

DIXON, Cont.

the same college to catch 100 passes each in the same season. Dixon finished his career second in Southwest Conference history in kickoff return yardage (1,468) and third in kickoff return average (25.3). He led the SWC in kickoff return average in 1987 (27.5) and was third in receiving with 59 catches. He also set a conference record of 908 kickoff return yards in 1987. Dixon was a junior college running back at Cisco, TX, JC.

PERSONAL: James Anthony Dixon was a star running back at Vernon, TX, High School. He was the MVP of the Oil Bowl, which matches high school senior all-stars from Oklahoma and Texas. In the offseason James took classes at the University of Houston toward his degree in physical education.

DIXON'S COWBOYS TOTALS											
Year	Receiving					Year	Rushing				
	No.	Yds.	Avg.	Long	TD		No.	Yds.	Avg.	Long	TD
1989	24	477	19.9	751	2	1989	3	30	10.0	13	0
Year	Kickoff Returns										
	No.	Yds.	Avg.	Long	TD						
1989	47	1,181	25.1	971	1						



Terrence Flagler

RUNNING BACK • CLEMSON
 HT: 6-0 • WT: 200 • BORN: 9/24/64
 TRADE, S.F., '90 • 4th YEAR



PRO: The Cowboys took a big step toward upgrading their running attack when they acquired Terrence Flagler from the Super Bowl champion 49ers three days before the 1990 draft. Flagler came to Dallas with defensive end Dan Stubbs for a second-round draft choice obtained from Minnesota in the Herschel Walker trade and a third-round pick acquired from Kansas City for Steve Pelluer. A 1987 first-round draft choice, Flagler brings to Dallas enormous potential that had gone largely untapped in San Francisco where he was stuck playing behind All-Pro Roger Craig. In three seasons with the 49ers Flagler excelled each preseason before being relegated to mopup duty in the regular season. It was a frustrating situation for a player of Flagler's talent and ambition. Last year he scored his first NFL touchdown when he raced 29 yards for a score against Chicago on Dec. 24. He also led the 49ers in kickoff returns last year. He rushed for 46 yards on 19 carries in the playoffs, including 14 yards in the Super Bowl. Terrence missed the first eight games of the '88 season with an injury to his left foot. He had surgery on his left knee prior to his rookie training camp. He got his only NFL start at New Orleans on Oct. 25. He was inactive the last nine weeks of '87. Flagler was the 25th player selected in the '87 draft. He was the sixth running back taken behind Alonzo Highsmith (Houston), Brent Fullwood (Green Bay), D.J. Dozier (Minnesota), Paul Palmer (Kansas City) and Roger Vick (Jets). Terrence was the 49ers' second pick of the '87 first round after tackle Harris Barton was taken with the 22nd choice. GAMES/STARTS: 1987 (3/1-S.F.), 1988 (3/0-S.F.), 1989 (15/0-S.F.). Total — 21/1.

COLLEGE: Flagler was a Football Writers Association All-America and ACC player of the year runner-up in '86 after rushing for 1,258 yards. He scored 13 touchdowns in '86, 10 rushing and three receiving, and set 11 school records,

FLAGLER, Cont.

including 274 all-purpose yards against Wake Forest. He also became the first Clemson player to gain 200-or-more rushing yards twice in the same season (210 vs. Virginia, 209 vs. Wake Forest). In '84 and '85 Flagler primarily backed up Kenny Flowers, Atlanta's 1987 second-round pick.

PERSONAL: A native of New York City, R. Terrence Flagler moved with his family as a youngster to Fernandina Beach, FL. He won state rushing titles as a junior and senior running back for Fernandina Beach High School. Terrence resides in Chevy Chase, MD, in the offseason.

FLAGLER'S NFL TOTALS											
Rushing					Receiving						
Year	No.	Yds.	Avg.	Long	TD	Year	No.	Yds.	Long	TD	
1987 (S.F.)	6	11	1.8	5	0	1987 (S.F.)	2	28	14.0	24t	0
1988 (S.F.)	3	5	1.7	4	0	1988 (S.F.)	4	72	18.0	57	0
1989 (S.F.)	33	129	3.9	29t	1	1989 (S.F.)	6	51	8.5	30	0
Totals	42	145	3.5	29t	1	Totals	12	151	12.6	57	0
Kickoff Returns					Single-Game Career Highs						
Year	No.	Yds.	Avg.	Long	TD	Yds. Rsh.	— 41 (12/24/89 vs. Chi)				
1987 (S.F.)	3	31	10.3	22	0	Rsh. Att.	— 8 (12/17/89 vs. Buff; 12/24 vs. Chi)				
1989 (S.F.)	32	643	20.1	41	0	Lg. Run.	— 29t (12/24/89 vs. Chi)				
Totals	35	674	19.3	41	0	Rcpt.	— 5 (10/1/89 vs. Rams)				
						Yds. Rec.	— 72 (12/18/88 vs. Rams)				
						Lg. Rec.	— 57 (12/18/88 vs. Rams)				



Steve Folsom

TIGHT END • UTAH
 HT: 6-5 • WT: 240 • BORN: 3/21/58
 FA FOR '87 • 6th YEAR



PRO: Used mainly for his blocking ability his first two seasons with the Cowboys, Steve Folsom showed his pass catching skill in 1989. A starter in all 16 games, Folsom finished second on the team in receptions. His 28 catches for 265 yards more than tripled his career totals entering the 1989 season and were the most receptions by a Cowboys tight end since Doug Cosbie caught 36 in 1987. Against San Francisco (10/15) at Texas Stadium, Folsom caught five passes, the most by a Cowboys tight end since Cosbie had six receptions against the Giants in 1987. Folsom also snared a career-long 26-yarder against the 49ers. In 1988 Folsom caught his first NFL pass against Washington (10/9), started his first NFL game against Phoenix (10/30) and scored his first NFL touchdown against the Giants (11/6). Folsom provided solid support at tight end in 1987 as a surprise 29-year-old roster addition. He re-signed in midseason after he was released on the final cut of training camp. Replacing Cosbie, Folsom wound up springing a key block during Herschel Walker's 60-yard overtime dash that beat New England. After brief stints with the Philadelphia Eagles in 1981 and the New York Giants in 1982, Folsom played three seasons with the Philadelphia/ Baltimore Stars of the USFL. GAMES/STARTS: 1981 (3/0-Phil.), 1982 (2/0-Gia.), 1987 (9/0), 1988 (16/4), 1989 (16/16). Total — 46/20 (Dallas-41/20).


COLLEGE: A three-year starter at Utah, Folsom caught 56 passes for 853 yards and eight touchdowns in his career. As a senior in 1980 he caught 23 passes for 352 yards and a touchdown. He earned honorable mention All-Western Athletic Conference honors as a junior. Folsom attended Long Beach State as a freshman before transferring to Utah.

FOLSOM, *Cont.*

PERSONAL: Steven Mark Folsom attended Santa Fe, CA, High School. He earned his degree in commercial recreation from Utah and worked as strength and conditioning coach for the U.S. Ski Team. Folsom also was a reserve on the 1980 Utah basketball team that advanced to the NCAA playoffs. He serves on the board of the Doug Cosbie Youth and Family Growth Center.

FOLSOM'S STARS TOTALS (USFL)					
Year	Receiving				
	No.	Yds.	Avg.	Long	TD
1983	26	286	11.0	45	1
1984	46	485	10.5	42t	6
1985	1	4	4.0	4	0
Totals	73	775	10.6	45	7

FOLSOM'S COWBOYS TOTALS					
Year	Receiving				
	No.	Yds.	Avg.	Long	TD
1988	9	84	9.3	20	2
1989	28	265	9.5	26	2
Totals	37	349	9.4	26	4



Ron Francis

CORNERBACK • BAYLOR
 HT: 5-9 • WT: 186 • BORN: 4/7/64
 D-2 FOR '87 • 4th YEAR



PRO: After battling back from a shoulder injury in 1988, Ron Francis last year regained the form that earned him the starting right cornerback spot as a rookie. When Robert Williams went down with a sprained knee in the Redskins game (9/24), Francis was given the starting job against the Giants (10/1). He responded to his first start in almost a year by recording his fourth career interception. The following week at Green Bay, he had a career-high 10 tackles and deflected one pass. Upon Williams return to the lineup, Francis split time at cornerback until a strong showing against the Eagles (12/10) when he knocked down two passes during extended action in the second half and earned the starting job the final two weeks of the season. For the year, Francis tied for the team lead in deflected passes with 10 and tied for second in interceptions. A dislocated shoulder suffered in the Cowboys intrasquad game in 1988 kept him out of action for two months. He returned after the season's third game and played mainly as the third cornerback in pass-situation defenses. In 1987 Francis tied for the team lead in forced fumbles and fumbles recovered and finished second in passes defensed. Against New England (11/15) Francis returned his first NFL interception 18 yards for a touchdown and followed that the next week against Dan Marino and the Miami air attack with his second career interception. GAMES/STARTS: 1987 (11/11), 1988 (13/2), 1989 (15/4). Total - 39/17.

COLLEGE: A two-time All-Southwest Conference pick, Francis was the SWC defensive player of the year in 1985 and led the SWC in interceptions his final two seasons at Baylor. In 1984 he played running back in the same backfield with Cowboys teammates Robert Williams and Broderick Sargent before moving to the defense.

PERSONAL: At LaMarque, TX, High School, Francis starred in football and track. Ron majored in physical education at Baylor. His brother James, an All-America linebacker at Baylor, was the first-round draft choice of the Cincinnati Bengals. Ron and wife Janice live in Irving, TX.

FRANCIS, Cont.

FRANCIS' COWBOYS TOTALS												
Year	Tackles			Sacks	QB Press.	Passes Def.	For. Fum.	Pass Interceptions				
	Solo	Ast.	Tot.					No.	Yds.	Avg.	Long	TD
1987	40	8	48	0	-	12	2	2	18	9.0	181	1
1988	20	5	25	0	-	7	0	1	29	29.0	29	0
1989	24	10	34	0	1	10	0	1	2	2.0	2	0
Totals	84	23	107	0	1	29	2	4	49	12.3	29	1

Year	Opponents' Fumbles Recovered			
	No.	Yds.	Avg.	Long
1987	2	2	1.0	2
1988	1	29	29.0	29
1989	1	2	2.0	2
Total	4	49	12.3	29



Antonio Gibson

SAFETY • CINCINNATI
 HT: 6-3 • WT: 204 • BORN: 7/5/62
 FA FOR '90 • 5th YEAR



PRO: A veteran who's been in the playoffs, Antonio Gibson adds depth and valuable experience to the defensive backfield. Signed as a Plan B free agent from the Saints, Gibson's combination of size and speed makes him tough against the run as well as the pass. Last season Gibson saw action on a New Orleans defense that set eight team records, including fewest yards allowed and most fumbles recovered in a season. A starter at strong safety his first three years with the Saints, Gibson split time with Gene Atkins in 1989. In 1988 he recorded 31 tackles in 10 games, despite being slowed by a foot injury. He also blocked a Mike Lansford field goal attempt against the Rams (10/30). A broken arm suffered against the Giants (11/22) in 1987 cut short what was shaping up to be Gibson's best season in the NFL. Despite the injury he recorded 44 tackles and an interception in 10 starts. After moving into the starting lineup in the fourth week of the 1986 season, Gibson went on to record a career-high 75 tackles and two interceptions. He joined the Saints in 1986 after three years with the Philadelphia/Baltimore Stars of the USFL. Gibson played on the same defense with Jack Del Rio at New Orleans in 1986. GAMES/STARTS: 1986 (16/13-N.O.), 1987 (10/10-N.O.), 1988 (10/10-N.O.), 1989 (16/3-N.O.). Total - 52/36.

COLLEGE: A two-time All-Metro Conference and honorable mention All-America at Cincinnati, Gibson twice led the Bearcats in tackles after transferring from Hines, MS, Junior College. He intercepted seven passes and had 270 tackles in two seasons as the cornerstone of the Cincinnati defense.

PERSONAL: Antonio Maurice Gibson was born and raised in Jackson, MS, where he starred in football and track at Murrah High School. Antonio is an avid golfer and bowler. In the offseason Antonio speaks at grade schools in the Louisiana area.

GIBSON'S NFL TOTALS							
Year	Tackles			Sacks	Passes Def.	For. Fum.	Blk. Kick
	Solo	Ast.	Tot.				
1986 (N.O.)	57	18	75	3	24	0	0
1987 (N.O.)	35	9	44	0	4	1	0
1988 (N.O.)	24	7	31	2	1	0	1
1989 (N.O.)	9	0	9	0	3	0	0
Totals	125	34	159	5	32	1	1

THE PLAYERS

GIBSON, Cont.

Pass Interceptions					Opponents' Fumbles Recovered					
Year	No.	Yds.	Avg.	Long TD	Year	No.	Yds.	Avg.	Long TD	
1986 (N.O.)	2	43	21.5	43	0	1	0	0.0	0	0
1987 (N.O.)	1	17	17.0	17	0	1	7	7.0	7	0
Totals	3	60	20.0	43	0	2	0	0.0	0	0
					Totals	4	7	1.8	7	0



Kevin Gogan

TACKLE • WASHINGTON
HT: 6-7 • WT: 309 • BORN: 11/2/64
D-8 FOR '87 • 4th YEAR



PRO: At a position where experience is crucial, Kevin Gogan has gained a wealth of it early in his career. Gogan has been the Cowboys' starting right tackle since early in his rookie year. He has started 38 of the past 42 games at right tackle. That experience backed by his natural size, intelligence and determination give Gogan a chance to develop into a quality right tackle. The former eighth-round draft choice was thrust into the starting lineup as a rookie in 1987 when Phil Pozderac suddenly retired after the fifth game. As if that wasn't pressure enough, Kevin's first opponent was Philadelphia All-Pro left end Reggie White. Gogan made a good showing against White and has been the starting right tackle since. He missed three games last year with an injured toe. GAMES/STARTS: 1987 (11/10), 1988 (15/15), 1989 (13/13). Total — 39/38.

COLLEGE: Gogan was a three-year starter for Washington at right tackle. He earned honorable mention All-PAC 10 honors as a junior. He was an honorable mention All-America and second-team All-PAC 10 pick his senior year when he served as a team co-captain. Kevin played in the 1987 Hula Bowl.

PERSONAL: Born in Pacifica, CA, Kevin Patrick Gogan led Sacred Heart High School in San Francisco to two city championships as an offensive and defensive tackle. He also was an outstanding baseball catcher and first baseman. Kevin is an avid bass fisherman and one of the Cowboys' locker-room wits. He and teammate Crawford Ker did comical movie reviews for a Dallas radio station last year ("Ker and Gogan at the Movies"). Kevin is a partner in Kressler Custom Homes, a Dallas-area homebuilding business. He and wife Heather live in Coppell, TX, with their three dogs, two cocker spaniels and a Newfoundland.



Dean Hamel

DEFENSIVE TACKLE • TULSA
HT: 6-3 • WT: 276 • BORN: 7/7/61
TRADE, WASH., '89 • 6th YEAR



PRO: When the Cowboys acquired Dean Hamel from Washington for a fifth-round draft pick in 1990, researchers scrambled to find the last time these NFC East rivals traded with each other. As best anyone could determine it was 1967 when Dallas sent Brig Owens, Mitch Johnson and Jake Kupp to the Redskins for

HAMEL, Cont.

Jim Steffen and a draft pick. Despite joining the Cowboys only three days before the final preseason game, Hamel started at right tackle against Atlanta (9/17) in the second game of the season and was one of the team's top performers the latter part of the year. Against Phoenix (10/29) he moved to left tackle where he started the final nine games. In the last seven weeks of the year, Hamel had 3 1/2 sacks and 18 quarterback pressures to finish second to Jim Jeffcoat in both categories. In the final two games he had 20 tackles, including a season-high 12 stops against the Giants on Dec. 16. Hamel, who finished third on the Redskins in special teams tackles in 1988, started 17 games at defensive tackle in four seasons with Washington. In 1987 he played the entire second half against Minnesota in the NFC Championship Game, which Washington won. The Redskins then went on to capture the Super Bowl XXII title. He started eight games in 1986 and was named to the All-Madden team for special teams play. Drafted in the 12th round by Washington in 1985, Hamel started the final half of his rookie season. In those eight games he accumulated 63 tackles and six sacks, including a career-high three against Atlanta (11/3) in his first NFL start. GAMES/STARTS: 1985 (16/8-Wash.), 1986 (16/8-Wash.), 1987 (12/1-Wash.), 1988 (16/0-Wash.), 1989 (16/13). Total — 76/30 (Dallas-16/13).

COLLEGE: Hamel played only one season at defensive tackle after he was switched from the offensive line prior to his senior year at Tulsa. He recorded 44 tackles, four tackles for losses and three sacks in 1984. Hamel transferred to Tulsa after two seasons at Coffeyville, KS, Junior College, where he blocked for 1983 Heisman Trophy winner Mike Rozier.

PERSONAL: A native of Detroit, Dean Edward Hamel starred at Mott High School in Warren, MI. Hamel, whose nickname is the "Tasmanian Devil," earned his degree in education from Tulsa. He and wife Diana have a daughter — Megan (6/8/89).

Year	Solo	Tackles		Sacks	QB Press.	Passes		For.	Fum.
		Ast.	Tot.			Def.	Def.		
1985 (Wash.)	42	21	63	6	-	-	-	2	0
1986 (Wash.)	20	17	37	0	-	-	-	0	0
1987 (Wash.)	7	1	8	0	-	-	-	0	0
1988 (Wash.)	9	5	14	2	-	-	-	0	0
1989	45	23	68	3½	28	1	0	0	2
Totals	123	67	190	11½	28	1	0	2	2

**Rod Harris**

WIDE RECEIVER • TEXAS A&M
HT: 5-10 • WT: 183 • BORN: 11/14/66
FA FOR '90 • 2nd YEAR



PRO: Familiar surroundings awaited Rod Harris after he signed with Dallas as a Plan B free agent. Not only is he a Dallas native, but Joe Avezzano, his former offensive coordinator at Texas A&M, is now a Cowboys assistant coach. In 11 games with New Orleans in 1989, Harris led the Saints in punt returns and kickoff returns. He had a season-long kickoff return of 39 yards against the Jets (10/15) and a season-long punt return of 20 yards against the Rams (10/22). He also tied the Saints' single-game record for punt returns in a game with

HARRIS, Cont.

six against Detroit (12/3). Drafted by Houston in the fourth round in 1989, Harris was released by the Oilers before the season began. He caught four passes for 58 yards against the Cowboys in the preseason finale at Texas Stadium. He spent the first five weeks of the season on New Orleans' developmental roster. GAMES/STARTS: 1989 (11/0-N.O.).

COLLEGE: A three-year starter at Texas A&M, Harris finished his collegiate career with school records for punt returns, punt return yards, punts returned for touchdowns, kickoff returns and kickoff return yards. He led the Aggies with a career-high 37 catches in 1988 to earn second-team All-Southwest Conference and honorable mention All-America honors. In 1987 he returned two consecutive punts for touchdowns and was a first-team All-SWC and honorable mention All-America pick.

PERSONAL: Roderick World Harris lettered in football, swimming, track and golf at Carter High School in Dallas. Harris, who is working towards his degree in sociology from Texas A&M, sponsors an adult softball team called the Dallas Mohawks. He also owns Rodski's Country Kitchen in Mount Enterprise, TX. He has a son Rod, Jr. (10/28/88).

HARRIS' NFL TOTALS

Year	Punt Returns					Year	Kickoff Returns				
	No.	FC	Yds.	Avg.	Long		TD	No.	Yds.	Avg.	Long
1989 (N.O.)	27	7	196	7.3	20	0	19	378	19.9	39	0

**Manny Hendrix**

CORNERBACK • UTAH
HT: 5-10 • WT: 186 • BORN: 10/20/64
FA FOR '86 • 5th YEAR



PRO: Former college basketball star Manny Hendrix appears ready to make his move as an NFL defensive back. Blessed with tremendous athletic ability, Hendrix has needed time to develop as a football player. By the end of last season he became a key defender in passing situations and was challenging for a starting cornerback job. He started and played left cornerback in the first and third quarters of the final two games. Earlier in the season he started against the 49ers and recovered a fumbled kickoff to set up a touchdown against the Rams. Manny was very impressive in offseason minicamps this year and figured to play a prominent role in the secondary in 1990. In 1988 at Washington he had his only career interception. In the 1987 season finale against the Cardinals, Hendrix got his first career start and earned a game ball from the coaches by making 11 tackles and batting down a pass in the end zone. The Cowboys released Hendrix before the start of the 1986 season but re-signed him after the third game. In the 1960s Manny's coach, Dick Nolan, successfully converted another basketball star from Utah into an All-Pro defensive back for the Cowboys, Utah State's Cornell Green. GAMES/STARTS: 1986 (13/0), 1987 (12/1), 1988 (16/0), 1989 (16/3). Totals — 57/4.

COLLEGE: Hendrix finished his basketball career as Utah's eighth all-time leading scorer with 1,493 points (12.1 per game). A four-year starter and senior co-captain, he was named honorable mention All-WAC his sophomore and junior years and second-team all-conference as a senior.

HENDRIX, *Cont.*

PERSONAL: Manual Hendrix starred in football, basketball and track at South Mountain High School in Phoenix. Although heavily recruited to play college football, he chose to play basketball at Utah, the only basketball program to recruit him. Manny married his high school sweetheart, Kammie Baker. They have four children - Sharee (11/18/82), Sandra (2/13/84), Crystal (6/13/85) and Manual, Jr. (7/19/88) - and live in Carrollton, TX. Manny took 18 hours at the University of North Texas in the offseason to complete his degree in communications. He is very active in the community, appearing at charity functions and speaking at schools.

HENDRIX'S COWBOYS TOTALS															
Year	Tackles			Sacks	QB Passes			For.	Fum.	Opponents' Fumbles Recovered					
	Solo	Asst.	Tot.		Press.	Def.	Year			No.	Yds.	Avg.	Long	TD	
1986	10	3	13	0	-	2	0			1986	1	0	0.0	0	0
1987	18	4	22	0	-	4	0			1989	1	0	0.0	0	0
1988	21	10	31	0	-	6	0			Interceptions					
1989	18	9	27	½	6	5	0			Year	No.	Yds.	Avg.	Long	TD
Totals	67	26	93	½	6	17	0			1988	1	0	0.0	0	0



Issiac Holt

CORNERBACK • ALCORN STATE
 HT: 6-2 • WT: 202 • BORN: 10/4/62
 TRADE, MINN., '89 • 6th YEAR



PRO: The Cowboys acquired Issiac Holt from Minnesota on Oct. 12, 1989 as part of the Herschel Walker trade. The Vikings' starting left cornerback in 29 games from 1986-88, Holt played in nine games and added quality depth to the Dallas secondary. He dislocated his left shoulder against Philadelphia and missed one game. Following offseason surgery on the shoulder, Ike hoped to fight for a starting position in 1990. The week before joining the Cowboys last year, Holt returned an interception 90 yards for a touchdown against Detroit on Oct. 8. It was the NFC's longest interception return of the year. An unusually big cornerback with excellent speed and agility, Holt was the Vikings' second-round draft choice in 1985, the 30th player selected overall. He won a starting job in '86 and tied for fourth in the NFC and fifth in the NFL with a team-leading eight interceptions. He also blocked two punts, one in each of the two Green Bay games, and recovered a blocked punt in the end zone for a touchdown against San Francisco. He had a four-game interception streak in October and intercepted two passes against the Giants on Nov. 16. In '87 Holt played in only nine games after suffering a knee injury in training camp. He intercepted a pass in the the Vikes' wild card playoff victory over the Saints. In '88 Holt started the first nine games before missing three of the next four with a bruised thigh. He played as a reserve the final three weeks of the regular season and the playoffs. During the '88 season Holt got his third career blocked punt and a last-minute game-saving interception in a win over Philadelphia. He recorded his first career safety when he tackled New England's punter in the end zone. GAMES/STARTS: 1985 (15/1-Minn.), 1986 (16/15-Minn.), 1987 (9/5-Minn.), 1988 (13/9-Minn.), 1989 (5/1-Minn.; 9/0-Dall.). Totals — 67/31 (Dallas-9/0).

COLLEGE: Holt set the NCAA Division I-AA career record with 24 interceptions in four years as a starter at Alcorn State. He was named to the Kodak


HOLT, Cont.

All-America team and the All-Southwestern Athletic Conference squad. His career totals included 38 passes defended and 319 interception yards.

PERSONAL: Issiac Holt III is a native of Birmingham, AL, where he became the Birmingham area defensive back of the year as a senior at Carver High School. Issiac and wife Furnadeen have a daughter, Brianna (5/9/88), and live in Dallas.

HOLT'S NFL TOTALS

Year	Tackles			QB Passes For.			Year	Interceptions					
	Solo	Ast.	Tot.	Sacks	Press.	Def.		Fum.	No.	Yds.	Avg.	Long	TD
1985 (Minn.)	15	10	25	0	-	2	0	1985 (Minn.)	1	0	0.0	0	0
1986 (Minn.)	44	8	52	0	-	15	1	1986 (Minn.)	8	54	6.8	27	0
1987 (Minn.)	15	3	18	0	-	4	0	1987 (Minn.)	2	7	3.5	7	0
1988 (Minn.)	31	3	34	0	-	20	0	1988 (Minn.)	2	15	7.5	15	0
1989 (Minn.)	4	1	5	0	-	2	0	1989	1	90	90.0	90	1
1989	10	5	15	0	0	2	0	Totals	14	166	33.2	90	1
Totals	119	30	149	0	0	45	1						



Ray Horton

SAFETY • WASHINGTON
 HT: 5-11 • WT: 187 • BORN: 4/12/60
 FA FOR '89 • 8th YEAR



PRO: Ray Horton and the Cowboys proved a perfect match last year. A former starting cornerback at Cincinnati, Horton had the speed Dallas wanted in its free safety. The 1989 Plan B signee also walked into a new Cowboys system that was similar to the defensive scheme used by the Bengals. He became a coach on the field. "Ray makes all of our defensive adjustments at the line of scrimmage," said defensive coordinator Dave Wannstedt. "He helps the other players with the system. He's a leader." A starter in 16 games last year, Horton led the team in forced fumbles. With 116 tackles he finished second to Eugene Lockhart on the club and almost doubled his previous career-high of 66 tackles from 1984. He also tied for third on the Cowboys in passes defended with eight. Against Washington (9/24) in his first regular-season game at Texas Stadium as a Cowboy, Horton sacked Mark Rypien at the Dallas 21 to force a fumble that Jim Jeffcoat returned for a touchdown. Horton's first interception with Dallas came against the Rams (12/3) and set up the touchdown that put Dallas ahead 24-21 in the fourth quarter. He had a season-high 15 tackles against Green Bay (10/8) then two weeks later led Dallas with 14 tackles versus Kansas City (10/22). In 1988 Horton played mainly as a nickel back on Cincinnati's AFC Championship team after he was moved from cornerback to safety. A second-round draft pick by the Bengals in 1983, Horton intercepted five passes, including one returned for a touchdown against Denver, as a rookie. The next year he replaced Ken Riley at right cornerback and returned an interception 48 yards for a touchdown against Kansas City. GAMES/STARTS:

HORTON, *Cont.*

1983 (16/0-Cinc.), 1984 (15/13-Cinc.), 1985 (16/16-Cinc.), 1986 (16/4-Cinc.), 1987 (12/8-Cinc.), 1988 (13/0-Cinc.), 1989 (16/16). Total — 104/57 (Dallas-16/16).

COLLEGE: Horton earned All-America and All-PAC 10 honors at Washington where he played in the same defensive backfield as teammate Vince Albritton. A three-year starter at cornerback, Horton played in the Hula and Senior Bowls in 1982.


PERSONAL: Raymond Anthony Horton was an All-America at Mount Tacoma High School in Tacoma, WA. He passed the firefighting exam twice but due to a full-time requirement never joined the fire department. Horton also has climbed the mountain K-2 in China and biked from Seattle to Los Angeles. He owns Long Shots, a driving range in Seattle, and organizes the Ray of Hope food drive in the Dallas area. He and wife Leslie have a daughter, Taylor (7/18/88).

HORTON'S NFL TOTALS												
Year	Tackles			Sacks	QB Press.	Passes Def.	For. Fum.					
	Solo	Asst.	Tot.									
1983 (Cinc.)	28	15	43	0	-	-	-					
1984 (Cinc.)	49	17	66	1	-	-	-					
1985 (Cinc.)	53	10	63	0	-	-	-					
1986 (Cinc.)	44	11	55	0	-	-	-					
1987 (Cinc.)	40	13	53	0	-	-	-					
1988 (Cinc.)	21	5	26	1	-	-	-					
1989	72	44	116	1	2	8	2					
Totals	307	115	422	3	2	8	2					
Interceptions												
Year	No.	Yds.	Avg.	Long	TD							
1983 (Cinc.)	5	121	24.2	55t	1							
1984 (Cinc.)	3	48	16.0	48t	1							
1985 (Cinc.)	2	3	1.5	3	0							
1986 (Cinc.)	1	4	4.0	4	0							
1988 (Cinc.)	3	13	4.3	11	0							
1989	1	0	0.0	0	0							
Totals	15	189	12.6	55t	2							
Opponents' Fumbles Recovered												
Year	No.	Yds.	Avg.	Long	TD							
1983 (Cinc.)	1	0	0.0	0	0							
1984 (Cinc.)	1	0	0.0	0	0							
1985 (Cinc.)	1	0	0.0	0	0							
Totals	3	0	0.0	0	0							
Punt Returns												
Year	No.	FC	Yds.	Avg.	Long	TD						
1983 (Cinc.)	1	1	10	10.0	10	0						
1984 (Cinc.)	2	0	-1	-1.0	-1	0						
1986 (Cinc.)	11	3	111	10.1	25	0						
1987 (Cinc.)	1	4	0	0.0	0	0						
Totals	15	4	120	8.0	25	0						
Kickoff Returns												
Year	No.	Yds.	Avg.	Long	TD							
1984 (Cinc.)	5	128	25.6	49	0							



David Howard

LINEBACKER • LONG BEACH STATE
HT: 6-2 • WT: 230 • BORN: 12/8/61
TRADE, MINN., '89 • 6th YEAR



PRO: A starter in 40 games during his first four seasons with the Minnesota Vikings, David Howard looked to become the Cowboys' starting strongside linebacker in 1990 as he prepared for his first full season with the team. Howard came to Dallas on Oct. 12, 1989 as part of the blockbuster Herschel Walker trade with the Vikings. David shared the strongside linebacker position with Jack Del Rio in the final eight games last year with Howard playing the second and fourth quarters. The Vikings' third-round selection in the 1984 supplemental draft after two seasons as a starter for the USFL's Los Angeles Ex-

HOWARD, *Cont.*

press, Howard broke into Minnesota's starting lineup for the last four games of the '85 season. In 1986 he ranked sixth on the team in tackles with 88 and tied for the club lead in forced fumbles with three despite missing nearly four games with a hyper-extended elbow. In '87 Howard missed almost four games with a sprained ankle. In the '87 season finale against Washington he got his first career interception. Howard rebounded to start every game in '88 and had a career-high three interceptions. His best game came against the Cowboys on Nov. 13 when he had two solo tackles, a nine-yard sack, a forced fumble and a fumble recovery. David started three games for Minnesota last year prior to the trade. GAMES/STARTS: 1985 (16/4- Minn.), 1986 (14/13-Minn.), 1987 (10/7-Minn.), 1988 (16/16-Minn.), 1989 (5/3-Minn.; 11/0-Dall.). Total - 72/43 (Dallas-11/0).

COLLEGE: Howard was a three-time all-conference linebacker at Long Beach State, earning second-team recognition as a sophomore and first-team notice his final two seasons. He had 242 tackles, 17 sacks and six interceptions in three seasons at Long Beach State after transferring from Oregon State.

PERSONAL: David Howard was born in Enterprise, AL, but moved with his family to California and attended Long Beach Poly High. He was the city-coplayer of the year in 1978. Last offseason he took classes at St. Thomas College in St. Paul, MN, toward his degree in education. David owns a fast-food fish restaurant, P&G Fish Fry, in Minneapolis. He enjoys working with handicapped children and supporting environmental causes. He has a daughter, Ashlie Monet (10/1/85), and lives in Irving, TX.

HOWARD'S NFL TOTALS

Year	Tackles			Sacks	QB Press.	Passes		For. Fum.
	Solo	Ast.	Tot.			Def.		
1985 (Minn.)	44	36	80	0	-	5	3	
1986 (Minn.)	55	33	88	2½	-	2	3	
1987 (Minn.)	24	9	33	0	-	2	0	
1988 (Minn.)	31	15	46	1	-	0	1	
1989 (Minn.)	11	4	15	0	-	0	0	
1989	9	9	18	0	1	0	0	
Totals	174	106	280	3½	1	9	7	

Year	Interceptions				Opponents' Fumbles Recovered				
	No.	Yds.	Avg.	Long TD	Year	No.	Yds.	Avg.	Long TD
1987 (Minn.)	1	0	0.0	0	0	0	0.0	0	0
1988 (Minn.)	3	16	5.3	10	0	0	0.0	0	0
Totals	4	16	4.0	10	0	0	0.0	0	0



Michael Irvin

WIDE RECEIVER • MIAMI
HT: 6-2 • WT: 202 • BORN: 3/5/66
D-1 FOR '88 • 3rd YEAR



PRO: In 1989 Michael Irvin was headed toward the kind of season expected of a first-round draft choice when a freakish knee injury ended his season after six games. Prior to the injury Irvin was on a pace to become the first Cowboys receiver since Tony Hill in 1985 to gain 1,000 yards. Michael's six-game totals projected to 69 catches for 1,008 yards over 16 games. He was leading the team in receiving yards and touchdown catches, and he had the club's longest reception of the season, a 65-yard TD against Atlanta when he had his se-

IRVIN, *Cont.*

cond career 100-yard receiving game (5-115). Irvin caught 12 passes for 132 yards in the two games leading to the injury. Michael was leaping for a pass in the end zone against San Francisco on Oct. 15 when he came down on the side of his foot and tore the anterior cruciate ligament in his right knee. He spent the rest of the season and all offseason working hard to rehabilitate the surgically-repaired knee and hoped to be ready for the 1990 opener. In 1988 Irvin became the first rookie wide receiver to open the season as a starter since Bob Hayes in 1965. Irvin's 20.4 yards-per-catch average was the best by a Cowboy since Tony Hill's 20.7-yard average in 1981. Michael was spectacular at Washington on Dec. 11 when he caught six passes for 149 yards and three touchdowns to lead the Cowboys to a 24-21 victory that knocked the Redskins out of the playoffs. Four of his six catches came on third down and gave Dallas either a first down or touchdown. Three of Michael's five 1988 TD catches covered 20 yards or more, including a 61-yarder against Washington that was the Cowboys' longest of the season. A sprained ankle forced him to miss two games in '88. Irvin was the 11th player selected in the '88 draft and third wide receiver chosen after Sterling Sharpe (Green Bay) and Tim Brown (Raiders). GAMES/STARTS: 1988 (14/10), 1989 (6/6). Total - 20/16.

COLLEGE: Irvin holds Miami career records for catches (143), receiving yards (2,423) and touchdown receptions (26). His 11 touchdown catches in '86 also is a Hurricanes record. In Miami's 1987 national championship season, Michael caught TD passes of 26 and 73 yards in the fourth quarter to hand No. 2-ranked Florida State its only loss, and he caught the game-winning TD in the Orange Bowl win over Oklahoma to clinch the national title.

PERSONAL: A native of Fort Lauderdale, FL, Michael Jerome Irvin earned all-state honors at St. Thomas Aquinas High School. Also a fine basketball player, Irvin won several slam dunk contests in the Florida area while in college. Michael comes from a family of 17 children and grew up within three miles of fellow NFL stars Lorenzo White and the Blades brothers, Bennie and Brian. Michael earned his degree in business management. He is one of the Cowboys' most popular players because of his engaging personality. He lives in Carrollton, TX.

IRVIN'S COWBOYS TOTALS

Receiving					Rushing						
Year	No.	Yds.	Avg.	Long	TD	Year	No.	Yds.	Avg.	Long	TD
1988	32	654	20.4	61t	5	1988	1	2	2.0	2	0
1989	26	378	14.5	65t	2	1989	1	6	6.0	6	0
Totals	58	1032	17.8	65t	7	Totals	2	8	4.0	6	0

SINGLE-GAME CAREER HIGHS

Recept. - 6 (4 times, last 10/15/89 vs. S.F.)
 Yds. Rec. - 149 (12/11/88 @ Wash.)
 Lg. Recept. - 65t (9/17/89 @ Atlanta)
 TD Recept. - 3 (12/11/88 @ Wash.)



Jim Jeffcoat

DEFENSIVE END • ARIZONA STATE
 HT: 6-5 • WT: 256 • BORN: 4/1/61
 D-1 FOR '83 • 8th YEAR



PRO: Since becoming a starter in 1984 Jim Jeffcoat has recorded 61 1/2 sacks. Only Lawrence Taylor, Reggie White, Richard Dent, Dexter Manley, Andre Tippett

JEFFCOAT, *Cont.*

and Greg Townsend, who combined have played in 20 Pro Bowls, have more over the past six seasons. Last year Jeffcoat had 10 sacks in the final nine games to finish eighth in the NFC with 11 1/2. He led Dallas in sacks, quarterback pressures and fumbles recovered in 1989. Jeffcoat was also tops among Cowboys defensive linemen and fourth on the team with a career-high 100 tackles. "If we had 11 guys on defense with Jim Jeffcoat's attitude, there would never be any worry about us playing four quarters of intense football," said Cowboys defensive coordinator Dave Wannstedt. In the 1989 season finale against Green Bay Jeffcoat tallied three sacks, the most by a Cowboys player since 1987. Versus Philadelphia (11/23) he had 12 tackles, his best since he had 13 against Washington in 1985. Earlier in the season against Washington (9/24), Jeffcoat scored his fourth career touchdown when he rambled 77 yards with a fumble recovery. Jeffcoat set up three scores with his team-high 3 1/2 forced fumbles in 1988. In 1987 he returned Phil Simms' pass that was tipped by Ed Jones 26 yards for a touchdown. Jeffcoat had a career-high 14 sacks to lead Dallas in 1986. The Simms-to-Jones-to-Jeffcoat combination worked for the first time in 1985 when Jeffcoat went 65 yards. He also set a club-record with five sacks against the Redskins at Washington in 1985. Jeffcoat's initial NFL touchdown came when he fell on a fumble in the endzone to send the game into overtime against New Orleans in 1984. Now one of the youthful Cowboys' elder statesmen, Jeffcoat has played (108) and started (91) more games for Dallas than any active player. GAMES/STARTS: 1983(16/0), 1984 (16/16), 1985 (16/16), 1986 (16/16), 1987 (12/12), 1988 (16/15), 1989 (16/16). Total — 108/91.

COLLEGE: A three-year starter at Arizona State, Jeffcoat earned All-PAC 10 and honorable mention All-America honors after anchoring the 1982 Sun Devil defense that led the nation. He was named outstanding defensive player in Arizona State's 1983 Fiesta Bowl victory over Oklahoma with 16 tackles, a forced fumble and a sack.

PERSONAL: From a family of six children, James Wilson Jeffcoat, Jr., is a Cliffwood, NJ, native who earned All-America honors at Matawan Regional High School. He also lettered in wrestling. Jeffcoat, who is the Cowboys' 1990 Man of the Year nominee, works with the Special Olympics, Make-A-Wish Foundation, the Leukemia Society and the Boys Clubs. The past four seasons Jeffcoat presented the Sickie Cell Anemia Foundation with \$100 for each of his sacks. He earned his degree in communications from Arizona State and is working towards a masters degree in business from the University of North Texas. Jim and wife Tammy have a son, Jaren.

JEFFCOAT'S COWBOYS TOTALS


Year	Tackles					Sacks	QB Press.	Passes		For. Fum.
	Solo	Ast.	Tot.	Def.	Def.					
1983	3	0	3	2	0	-	0	0	0	
1984	50	32	82	11½	-	-	2	1	1	
1985	50	27	77	12	-	-	1	1	1	
1986	46	19	65	14	-	-	2	1	1	
1987	30	14	44	5	-	-	3	1	1	
1988	52	28	80	6½	-	-	1	3½	3½	
1989	65	35	100	11½	42	42	3	0	0	
Totals	296	155	451	62½	42	42	12	7½	7½	

Year	Opponents' Fumbles Recovered					Interceptions					
	No.	Yds.	Avg.	Long	TD	Year	No.	Yds.	Avg.	Long	TD
1984	1	0	0.0	0	1	1985	1	65	65.0	65	1
1985	2	0	0.0	0	0	1987	1	26	26.0	26	1
1986	2	0	0.0	0	0	Totals	2	91	45.5	65	2
1987	2	8	4.0	8	0						
1989	3	77	25.7	77	1						
Totals	10	85	8.5	77	2						



Keith Jennings

TIGHT END • CLEMSON
HT: 6-4 • WT: 251 • BORN: 5/19/66
D5a FOR '89 • 2nd YEAR



PRO: In the age of the power forward, most athletes with the size and speed of Keith Jennings are playing in the NBA. But in Jennings the Cowboys have a sure-handed receiver with excellent blocking abilities. "He really looks like the complete tight end we're looking for," said Jimmy Johnson. A wide receiver at Clemson, Jennings has the soft hands a tight end needs and blocking skills honed in the Tigers' run-oriented offense. The Cowboys fifth-round draft pick in 1989, Jennings had a slow training camp and spent the first six weeks of the season on the developmental roster. Activated before the Kansas City game, he played mainly on special teams and as a second tight end in short yardage situations. Jennings moved into the regular formation the final two weeks of the season, recording his first career reception, a six-yard grab, against the Giants. The following week against Green Bay he caught a career-high four passes for 37 yards. GAMES/STARTS: 1989 (10/0).

COLLEGE: An honorable mention All-America wide receiver at Clemson, Jennings led the Tigers in receptions as a senior with 30. A standout in bowl games, he had a school bowl-record 110 yards receiving against Penn State in the Citrus Bowl as a junior. Jennings' best performance outside a bowl game was a six-catch, 84-yard day against North Carolina State in 1987. He finished eighth on Clemson's all-time reception list with 78 and ninth on the all-time receiving yards list with 1,117. In 1988 Jennings passed former Cowboys defensive back Charlie Waters, who is in ninth position on the Tigers' all-time catch list.

PERSONAL: Keith O'Neal Jennings caught 85 passes for 1,760 yards and 17 touchdowns in his final two seasons at Summerville, SC, High School. An All-America his senior year, Jennings led his high school team to three state titles. As an all-state first baseman, he helped the baseball team win two state titles on the diamond. He majored in administrative management at Clemson. Keith's older brother, Stanford, plays for the Cincinnati Bengals.

JENNINGS' COWBOYS TOTALS

Year	Receiving					
	No.	Yds.	Avg.	Long	TD	
1989	6	47	7.8	14	0	



Greg Johnson

GUARD/TACKLE • OKLAHOMA
HT: 6-4 • WT: 295 • BORN: 12/19/64
FA FOR '90 • 2nd YEAR




PRO: After two seasons with Miami, Greg Johnson signed as a Plan B free agent with Dallas where he will work at both guard and tackle. Johnson entered the 1989

JOHNSON, Cont.

season as a backup right tackle on the Dolphins' talented offensive line. He suffered a knee injury in the third preseason game against Washington and spent the year on injured reserve. Drafted in the fourth round by Miami in 1988, Johnson was on the Dolphins' 47-man roster for the entire year but played only against San Diego (10/16). GAMES/PLAYED: 1988 (1/0-Mia.), 1989 (IR-Mia.). Total — 1/0.

COLLEGE: A three-year starter at right tackle for Oklahoma, Johnson earned All-Big 8 and second-team All-America honors as a senior. He was a second-team All-Big 8 and honorable mention All-America pick in 1986 when the Sooners' offense averaged 499.7 yards per game. During Johnson's four years, Oklahoma posted a 42-5-1 record, including a national championship in 1985. He began his collegiate career as a defensive end but was moved to offensive tackle in 1984 due to a neck injury.

PERSONAL: Gregory Kent Johnson earned All-America honors and was the state shotput champion at Moore, OK, High School. In the offseason he works for Kanakuk Kamps, Christian athletic camps for teenagers in Branson, MO. He earned his degree in business management from Oklahoma.



Steve Johnson

TIGHT END • VIRGINIA TECH
HT: 6-6 • WT: 245 • BORN: 6/22/65
FA FOR '90 • 2nd YEAR



PRO: Steve Johnson is a talented pass-catching tight end whom the Cowboys signed as a free agent in the offseason. A fine all-around athlete with excellent speed (4.65 in 40), Johnson started three games as a rookie with New England in 1988 after being the Patriot's sixth-round draft choice. His lone reception came on Sept. 25 against Houston for five yards. He also played on the Patriots' special teams. Johnson did not play last year after being released by New England prior to the season. GAMES/STARTS: 1988 (14/3-N.E.).

COLLEGE: Johnson caught 81 passes for 1,005 yards during his Virginia Tech career. He led the team in receiving as a 1987 senior with 35 catches for 422 yards and three touchdowns. He was named an AP honorable mention All-America after his junior year when he caught 33 passes for 391 yards.

PERSONAL: Born in Huntsville, AL, Steven Emil Johnson was a two-time all-state pick in both football and basketball at Oneonta, AL, High School. He was also captain of the track team. Steve received his degree from Virginia Tech in sports management. His hobbies include water skiing and golf (nine handicap). Steve's wife Kim is a former Miss Virginia USA.

JOHNSON'S NFL TOTALS

Year	Receiving				
	No.	Yds.	Avg.	Long	TD
1988 (N.E.)	1	5	5.0	5	0



Walter Johnson

DEFENSIVE END • LOUISIANA TECH
HT: 6-0 • WT: 260 • BORN: 11/13/63
FA FOR '90 • 4th YEAR



PRO: The Cowboys signed Plan B free agent linebacker Walter Johnson in the offseason and immediately converted him to defensive end, a position he played for three years in college. Johnson's superior speed and strength at 260 pounds could make him an effective pass-rushing specialist at end. A second-round draft choice (46th player selected overall) by Houston in 1987, Johnson spent two years with the Oilers as a reserve outside linebacker and key special teams player. New Orleans signed Johnson as a Plan B free agent in '89. He backed up Pat Swilling at outside linebacker and again was a top special teams performer, including a blocked extra point. **GAMES/STARTS:** 1987 (10/1-Hou.), 1988 (16/0-Hou.), 1989 (15/0-N.O.). Total - 41/1.

COLLEGE: Johnson had 39 quarterback sacks in four seasons at Louisiana Tech. He played his first three years at defensive end before switching to outside linebacker as a senior. He was named All-Southland Conference in each of his last three years and conference defensive player of the year and Division I-AA All-America his senior year. He played in the East-West Shrine Game.

PERSONAL: Walter Ulysses Johnson, Jr., was born in Monroe, LA. He attended Ferriday, LA, High School and lettered in football, basketball and track. Walter received his degree from Louisiana Tech in physical education. He and wife Tangelia reside in the offseason in Ruston, LA, where Walter owns a convenience store (B&B Quick Stop). Walter's hobbies include fishing and deer hunting.

JOHNSON'S NFL TOTALS

Year	Tackles			Sacks	Passes Def.	For. Fum.
	Solo	Asst.	Tot.			
1987 (Hou.)	4	0	4	0	0	0
1988 (Hou.)	2	1	3	0	0	0
1989 (N.O.)	2	1	3	0	0	0
Totals	8	3	19	0	0	0



Daryl Johnston

FULLBACK • SYRACUSE
HT: 6-2 • WT: 234 • BORN: 2/10/66
D-2 FOR '89 • 2nd YEAR



PRO: Few were more disappointed than Daryl Johnston when there wasn't a 17th game in 1989. His biggest day as a pro came against Green Bay in the season finale when he led the club in rushing with a season-high 60 yards. He also was successful in gaining a first down each of the three times he carried the ball on third down against the Packers. Over the final six weeks of the season, Johnston gained 194 yards on 56 carries and caught a team-high three touchdown passes. He also proved himself as a hard-nosed blocker. Many

JOHNSTON, Cont.

times in passing situations Johnston was the lone back and helped the Cowboys offensive line hold opponents to a club-record low 30 sacks. "Daryl is a power-running fullback," said Coach Jimmy Johnson. "He does a great job on pass protection, is very intelligent and a good receiver." Against Green Bay (10/8) Johnston became the first Cowboys rookie to start at fullback since Timmy Newsome in 1980. He started 10 of the final 12 games. His first pro touchdown came against Miami (11/19). He also averaged 4.5 yards rushing against the Dolphins. Four days later against Philadelphia, Johnston rushed for 6.5 yards per carry. Selected by Dallas in the second round in 1989, Johnston was drafted higher than any Syracuse running back since Larry Csonka was taken in the first round by Miami in 1968. GAMES/STARTS: 1989 (16/10).

COLLEGE: An All-America and All-East pick at Syracuse in 1988, Johnston rushed for 1,830 yards and caught 46 passes during his collegiate career. Against Boston College in 1988 the senior co-captain gained a career-high 138 yards rushing, the most by a Syracuse back since Csonka rushed for 154 yards in 1967. The Orangemen won 21 games during Johnston's final two seasons.

PERSONAL: Daryl Peter Johnston was named Western New York player of the year in 1983 while playing for Lewiston-Porter High School in Youngstown, NY. Daryl graduated first in his class of 290 students with a 4.0 grade-point average. His sister JoAnn played goaltender for the University of Rochester soccer team, which won two national championships. He earned his degree in economics from Syracuse.

JOHNSTON'S COWBOYS TOTALS

Year	Rushing				
	No.	Yds.	Avg.	Long	TD
1989	67	212	3.2	13	0

Year	Receiving				
	No.	Yds.	Avg.	Long	TD
1989	16	133	8.3	28	3

SINGLE-GAME BESTS	
Rush Yards	— 60 vs. GBay, 12/24/89
Rush Att.	— 16 vs. GBay, 12/24/89
Long Rush	— 13 vs. Phil., 11/23/89
Recepts.	— 3 vs. Mia. 11/19/89; @ Phil., 12/10/89
Rec. Yards	— 28 @ KC, 10/22/89
Long Rec.	— 28 @ KC, 10/22/89



Keith Jones

RUNNING BACK • NEBRASKA
HT: 5-10 • WT: 182 • BORN: 2/5/66
FA FOR '90 • 2nd YEAR



PRO: Keith Jones is a multi-talented running back looking for a chance to play. So far the opportunity has eluded him. A sixth-round draft choice (147th overall) of the Los Angeles Rams in 1988, Jones did not see any regular-season action as a rookie backing up Charles White, Greg Bell and Gaston Green. He spent the final 12 games on injured reserve with an ankle injury. He was left unprotected in the Plan B free agent market and became one of the most highly sought players available. Jones signed with Cleveland and impressed his coaches in minicamps, training camp and preseason games. He rushed for 133 yards on 15 carries in the second half of a preseason victory over Detroit. But Keith got stuck behind the electrifying first-round draft choice Eric Metcalf once the regular season began and saw little action. Jones started the first

JONES, Cont.

two games before moving behind Metcalf and Kevin Mack. Against the Jets in his second start Keith had 104 yards rushing and receiving, scored on a nine-yard run, averaged 5.4 yards per carry (9 for 49) and caught three passes for 55 yards, including a 36-yard reception. Keith was one of the Browns' top special teams performers. He tied for second on the club with 21 special teams tackles and blocked a punt against Indianapolis that was recovered for a touchdown. Following the season Jones once again was left unprotected and the Cowboys, who rated him the top running back available in Plan B, moved quickly to sign him. The Cowboys got their first look at Jones in 1988 in Thousand Oaks, CA, when the Rams rookie starred against them in a training camp scrimmage. GAMES/STARTS: 1988 (0/0-Rams), 1989 (16/2-Clev.). Total - 16/2.

COLLEGE: As a 1987 senior Jones was the Big Eight's second leading rusher behind Oklahoma State's Thurman Thomas. Jones rushed for 1,232 yards on 170 carries (7.2 average) and scored 13 touchdowns. He averaged 123 yards rushing per game, including six 100-yard games and two 200-yard games. In his final regular-season collegiate game Keith rushed for 248 yards against Colorado. He was named first-team All-Big Eight and honorable mention AP All-America (in both his junior and senior seasons). In his career he rushed for 2,488 yards on 398 carries (6.2 average) and scored 32 touchdowns. He returned a kickoff 98 yards for a touchdown in his junior year. Keith also ran track at Nebraska.

PERSONAL: Omaha, NE, native Keith Jones, the youngest in a family of seven children, broke Hall of Famer Gale Sayers' single-season state high school rushing record by gaining 1,710 yards and scoring 18 touchdowns at Omaha Central High School. Keith, whose nickname is "End Zone," and wife Bobbi Jo have re-located to the Dallas area.

JONES' NFL TOTALS											
Rushing					Receiving						
Year	No.	Yds.	Avg.	Long	TD	Year	No.	Yds.	Avg.	Long	TD
1989 (Clev.)	43	160	3.7	15	1	1989 (Clev.)	15	126	8.4	36	0
Kickoff Returns											
Year	No.	Yds.	Avg.	Long	TD						
1989 (Clev.)	4	42	10.5	25	0						



Crawford Ker

GUARD • FLORIDA
HT: 6-3 • WT: 285 • BORN: 5/5/62
D-3 FOR '85 • 6th YEAR



PRO: Although not the elder statesman on the Cowboys' offensive line, Crawford Ker is considered its senior citizen because of his longevity. He has started a team-high 42 straight games after finishing his fourth season as the starting right guard. An extremely strong, mobile athlete as well as a workout-aholic, Ker emerged as a team leader in the offseason by setting an example in workouts for the rest of his teammates to follow. "I've never not worked hard," Ker said. "No one can establish a leader, because it's not a rah-rah guy. It's behind the scenes. I am just trying to help the team." Nicknamed "Big Daddy,"

KER, Cont.

Ker has not missed a game since his rookie year of 1985 when he missed 11 due to a back injury. He won a starting job the following season in training camp. Ironically, his first start came in the 1986 preseason opener in London, where Crawford's parents lived and his father served as a royal guard at Buckingham Palace before coming to the United States. GAMES/STARTS: 1985 (5/0), 1986 (16/16), 1987 (12/12), 1988 (16/16), 1989 (16/16). Total - 65/60.

COLLEGE: Ker was a walk-on at Western Arizona Junior College, earned a scholarship and became a JC All-America. He transferred to Florida and started 13 games at tackle, earning second-team All-Southeastern Conference and honorable mention All-America honors from the Associated Press. He was a teammate of Cowboys guard Jeff Zimmerman at Florida where they formed part of the Gators' "Great Wall" of 1984.

PERSONAL: Crawford Francis Ker was born in Philadelphia, but moved with his parents to Florida where he became an all-conference football star at Dunedin, FL, High School. Crawford's parents, Anne and George Ker, are natives of Scotland who moved to the United States in 1956. He and teammate Kevin Gogan did a movie review for a local radio show in 1989. A lover of animals, Crawford lives with Atlas, his attack-trained Rottweiler.



Babe Laufenberg

QUARTERBACK • INDIANA
HT: 6-3 • WT: 203 • BORN: 12/5/59
FA FOR '89 • 6th YEAR



PRO: Despite not seeing any action at quarterback last season, Babe Laufenberg proved to be a valuable addition to the Cowboys. Signed as a free agent in the spring of 1989 after being released by San Diego, the well-traveled Laufenberg was the only Cowboys QB with NFL experience. He signaled plays from the sideline, counseled the quarterbacks between series, became a confidant to Troy Aikman and held for field goals and extra points the final month of the season. Jimmy Johnson believes Laufenberg has a great future as a coach. Meanwhile, Babe remains a proven NFL quarterback. A sixth-round draft choice by Washington in 1983, Laufenberg made the Redskins' roster but did not get in a game his rookie year. He spent '84 on injured reserve with a strained shoulder. He was released by the Redskins prior to the '85 season and signed with San Diego after the fourth game. The Chargers let him go two weeks later. In November Babe was vacationing in Mexico when the Redskins called seeking his services after Joe Theismann broke his leg on Monday Night Football. In 1986 Laufenberg spent five games with New Orleans and finally got to play in his first regular-season game. He was signed by Washington again for one game in 1987. He finally threw his first regular-season pass in '88 when he started the first six games for San Diego. While suffering through 16 sacks, Babe completed 61-of-126 passes for 703 yards, four touchdowns and five interceptions as a starter. In preseason that year he sparked the Chargers to three fourth-quarter touchdowns to rally past the Cowboys 24-21. In Washington Babe was known for these dramatic preseason performances. Laufenberg last threw a pass in regular-season play on Nov. 27, 1988 for San Diego against San Francisco. GAMES/STARTS: 1983 (0/0-Wash.), 1984 (1R-Wash.), 1985 (0/0-S.D., Wash.), 1986 (1/0-N.O.), 1987 (0/0-Wash.), 1988 (8/6-S.D.), 1989 (3/0). Total - 12/6 (Dallas-3/0).

LAUFENBERG, *Cont.*

COLLEGE: In two seasons at Indiana Laufenberg set school records for passing yards in a season (2,482) and completions in a career (361), season (217) and game (34). Laufenberg transferred to Indiana after playing at Pierce Junior College in Los Angeles in 1980 and Stanford in 1978-79. At Stanford he played behind Steve Dils and John Elway.

PERSONAL: Born and raised in Canoga Park, CA, Brandon Hugh Laufenberg earned All-America honors at Crespi High School in Encino. He also starred in baseball and was drafted by the San Francisco Giants. He was dubbed Babe by his older brother Jeff, a Los Angeles attorney who serves as Babe's agent. Babe has a degree in business from Indiana, a real estate license in Virginia and an interest in journalism. He wrote a popular column from training camp in 1987 and two columns before the two Cowboys-Redskins games in 1989 for the Washington Times. Last year he served as a reporter of the offbeat for the regionally-syndicated "Cowboys Special Edition" television show.


LAUFENBERG'S NFL TOTALS

Year		Rushing									
1988 (S.D.)		No.		Yds.		Avg.		Long		TD	
		31		120		3.9		23		0	
Year		Att.		Comp.		Yards		Pct.		TD.	
1988 (S.D.)		144		69		778		47.9		4	
		Int.		Long		Sks./Yards		Rating			
		5		471		18/155		59.3			



Greg Lee

DEFENSIVE BACK • ARKANSAS STATE
 HT: 6-1 • WT: 204 • BORN: 1/15/65
 FA FOR '90 • 2nd YEAR



PRO: A newcomer to the defensive backfield, Greg Lee provides top-notch coverage ability and excellent special teams play. Signed by the Cowboys as a free agent in the offseason, Lee was the only free agent rookie to make the Steelers opening-day roster in 1988. He saw action in all 16 games both as a backup cornerback and on special teams, finishing seventh on the team in special teams tackles with five. Lee opened the 1989 preseason backing up Thomas Everett at free safety but was released on Aug. 28. GAMES/STARTS: 1988 (16/0-Pitt.).

COLLEGE: Lee was a two-time All-Southland Conference pick at Arkansas State where he recorded 10 career interceptions. In his final three seasons he did not miss a start.

PERSONAL: Gregory Lamont Lee, a native of Pine Bluff, AR, earned all-conference honors in football, basketball and track at Dollar Way High School where he was a teammate of Jackie Harris, a fourth-round draft pick of Green Bay in 1990. Greg attended college with Andrew Lang of the Phoenix Suns. A criminal justice major at Arkansas State, Greg was a member of the Phi Beta Sigma fraternity. In the offseason Greg lives in Pine Bluff where he is a Grand Mason. He has a son Brandon (11/3/84).

LEE'S NFL TOTALS

Year	Tackles			Sacks	QB Press.	Passes Def.	For. Fum.
	Solo	Ast.	Tot.				
1988 (Pitt)	1	2	3	0	-	1	0



Eugene Lockhart

LINEBACKER • HOUSTON
HT: 6-2 • WT: 233 • BORN: 3/8/61
D-6A FOR '84 • 7th YEAR



PRO: The unquestioned star of the Cowboys in 1989 was Eugene Lockhart, who set a host of club records en route to becoming the first Cowboys player to earn All-Pro recognition since 1985. "The Hitting Machine" thrived in Jimmy Johnson's attacking style of defense, leading the NFL with an incredible 222 tackles and setting Cowboys records for solo tackles in a season (154), combined tackles in a season (222) and solo tackles in a game (16 vs. Phoenix on Oct. 29). In truth, he more than set team records. He smashed them. Lockhart's 222 total tackles were 55 more than Bob Breunig's previous 1979 team mark of 167, and his 154 solo tackles were 54 more than Lee Roy Jordan's 1975 record of 100. Eugene had at least 10 tackles in every game last year. He also led the team in interceptions and the linebackers in passes defensed. His 40-yard return of a fumble at Green Bay was his second career touchdown. The Cowboys' 1-15 record probably was responsible for Lockhart being left off the NFC Pro Bowl team, although he was the first alternate at inside linebacker. But he did earn first-team All-Pro honors from *The Sporting News* and second-team All-Pro recognition from AP. Lockhart has been a solid contributor since his rookie year of 1984 when a back injury to Breunig allowed Eugene to become the first rookie ever to start at middle linebacker for the Cowboys. He is only the fourth starting middle linebacker in the 30-year history of the club, following Jerry Tubbs, Jordan and Breunig. In his first full season as a starter in 1985, Lockhart led the Cowboys in tackles, fumble recoveries and forced fumbles. He also returned an interception 19 yards for a touchdown against Pittsburgh for his first career score. In '86 he led the team again in tackles and had a career-high five sacks. "The Hitting Machine" was enjoying his best season in '87 when he suffered a broken bone in his leg against Atlanta on Dec. 6. Returning in '88 under the personal motto "No Pity," Lockhart turned in another outstanding season. GAMES/STARTS: 1984 (15/8), 1985 (16/15), 1986 (16/16), 1987 (9/9), 1988 (16/16), 1989 (16/16). Total — 88/80.

COLLEGE: A two-year starting outside linebacker and senior tri-captain at Houston, Lockhart earned All-Southwest Conference honors and his team's most valuable player award as a 1983 senior when he had a team-leading 134 tackles.

PERSONAL: Crockett, TX, native Eugene Lockhart, Jr., starred in football, basketball and baseball at Crockett High School. He also ran the mile for the track team and was a National Honor Society member. He earned his degree in marketing at Houston where he was also a member of the Fellowship of Christian Athletes. Eugene is active in numerous civic activities, including a program which provides glasses to needy Dallas children. He is donating \$5 for every tackle he makes this year to the National Paralysis Foundation. Eugene and former Houston teammate and Phoenix Cardinals running back Randy Love own Lockhart-Love One-Hour Photo in Dallas. Lockhart also is a partner with former teammates Tony Dorsett, Everson Walls and Michael Downs in Cowboys Sports Cafe in Irving. Eugene and wife Sharon live in Carrollton, TX, with sons Bryan (10/3/86) and Brandon (3/17/89).

LOCKHART, *Cont.*

LOCKHART'S COWBOYS TOTALS

Year	Tackles			Sacks	QB Press.	Passes		For. Fum.
	Solo	Ast.	Tot.			Def.	Fum.	
1984	49	37	86	2½	-	0	0	
1985	69	59	128	3½	-	3	3	
1986	77	44	121	5	-	1	1	
1987	52	28	80	2	-	5	0	
1988	72	49	121	0	-	3	2	
1989	154	68	222	2	5	8	1	
Totals	473	285	758	15	5	20	7	

Year	Opponents' Fumbles Recovered				
	No.	Yds.	Avg.	Long	TD
1984	1	0	0.0	0	0
1985	4	17	4.3	17	0
1986	1	0	0.0	0	0
1987	1	0	0.0	0	0
1989	2	40	20.0	40t	1
Totals	9	57	6.3	40t	1

Year	Pass Interceptions				
	No.	Yds.	Avg.	Long	TD
1984	1	32	32.0	32	0
1985	1	19	19.0	19t	1
1986	1	5	5.0	5	0
1987	1	13	13.0	13	0
1989	2	14	7.0	12	0
Totals	6	83	13.8	32	1



Kelvin Martin

WIDE RECEIVER • BOSTON COLLEGE
 HT: 5-9 • WT: 162 • BORN: 5/14/65
 D-4 FOR '87 • 4th YEAR



PRO: As Kelvin Martin worked hard to rehabilitate his left knee after surgery to repair a torn anterior cruciate ligament, he was hoping to get back into the groove he was in before suffering the injury against Miami (11/19) last year. In his last four games before getting hurt, Martin caught 24 passes for 315 yards. Over a 16-game season that projects out to 96 catches for 1,260 yards. Even though he missed five games, Martin still led the team in catches with 46 and receiving yards with a career-high 644. After 11 games in 1989 he was 10th in the NFC in both catches and receiving yards. K-Mart also was the Cowboys' clutch receiver, catching a team-high 11 passes on third-or-fourth down that gave Dallas a first down. Against the Giants (10/1) Martin caught a career-long 46-yarder to set up a field goal. The Giants game was also the last time he returned punts in 1989. Martin, the Cowboys' leading active receiver with 100 career catches, established himself as a top NFL wide receiver in 1988. He caught a career-high eight passes for 95 yards and two touchdowns in a Monday night game at New Orleans (10/3). Three weeks later he had another eight-catch game, this time for a career-high 97 yards against Philadelphia (10/23). He finished the season with a career-high 49 receptions. In 1987 Martin averaged 9.8 yards per punt return, the best by a Cowboy since James Jones' 10.1 average in 1980. He nearly broke a couple for touchdowns, including a career-long 38-yard effort against Minnesota (11/26). Due to injuries, Martin did not play until the ninth game of his rookie season. GAMES/STARTS: 1987 (7/0), 1988 (16/7), 1989 (11/11). Total — 34/18.

COLLEGE: Martin finished among the nation's top 10 punt returners in each of his final three seasons at Boston College, including a 15.3 yards per return average his last two years. Martin also led the nation's receivers in yards per catch with a 19.6 average in 1985. He caught a school-record 10 touchdown passes in 1984. Martin also set Boston College career marks for receptions (133), receiving yards (2,377) and touchdown catches (28).

MARTIN, *Cont.*

PERSONAL: Kelvin Brian Martin earned all-city and all-conference honors at Ribault High School in Jacksonville, FL. Kelvin and wife Lynn live in Coppell, TX, with their Akita dog Roscoe. Kelvin majored in speech communications at Boston College.

MARTIN'S COWBOYS TOTALS											
Receiving					Kickoff Returns						
Year	No.	Yds.	Avg.	Long	TD	Year	No.	Yds.	Avg.	Long	TD
1987	5	103	20.6	33	0	1987	12	237	19.8	38	0
1988	49	622	12.7	35	3	1988	12	210	17.5	31	0
1989	46	644	14.0	46	2	Totals	24	447	18.6	38	0
Totals	100	1369	13.7	46	5						
Punt Returns					SINGLE-GAME BESTS						
Year	No.	FC	Yds.	Avg.	Long	TD	Recepts. — 8 @ N.O., 10/3/88; @ Phil., 10/23/88				
1987	22	2	216	9.8	38	0	Rec. Yards — 97 @ Phil., 10/23/88				
1988	44	15	360	8.2	21	0	Long Rec. — 35t vs. Wash., 10/9/88				
1989	4	5	32	8.0	12	0	TD Rec. — 2 @ N.O., 10/3/88				
Totals	70	22	608	8.7	38	0	Long Punt Ret. — 38 vs. Minn., 11/28/87				



Dennis McKinnon

WIDE RECEIVER • FLORIDA STATE
 HT: 6-1 • WT: 185 • BORN: 8/22/61
 FA FOR '90 • 7th YEAR



PRO: Looking for an experienced receiver to solidify their young offense, the Cowboys made Dennis McKinnon their No. 1 target in the Plan B free agent market.

McKinnon is a proven veteran pass-catcher and punt returner from a playoff team. In six years with the Chicago Bears McKinnon started 53 games at wide receiver. He caught 182 passes for 2,753 yards and 21 touchdowns and was known as an outstanding blocker. He also returned 127 punts for 1,171 yards and three touchdowns. Given a fresh start in Dallas, McKinnon immediately made a big impression on his new coaching staff with his hard work and hustle in spring minicamps. Dennis developed into a starting wide receiver for the Bears in 1983 soon after joining the team as a free agent rookie. He also led the team in punt returns, including a 59-yard TD return at Green Bay. He started the first 12 games in '84 before arthroscopic left knee surgery sidelined him for four games. He returned to catch four passes for 72 yards and a touchdown in a playoff victory over Washington. McKinnon was a key part of the Bears' offense in their 1985 Super Bowl championship season. He led the team in touchdown catches with seven and finished second in receiving yards with 555. In the second half of a comeback win at Minnesota Dennis caught four passes for 133 yards and two touchdowns (9/19). He caught two TD passes in a playoff win over the Giants (1/5/86). McKinnon missed the '86 season following arthroscopic left knee surgery on Feb. 11, 1986. He returned in '87 to split time at flanker with Ron Morris and become the only player to return two punts for touchdowns that season, going 94 yards against the Giants (9/14) and 65 yards against Tampa Bay (10/25). The 94-yarder was the NFL's longest of the

MCKINNON, Cont.

year and longest in Bears' history. Dennis rebounded strongly in '88 as a receiver with his best season, leading the Bears in receptions with 45 and receiving yards with 704. His 45 catches were the most by a Bears wide receiver since James Scott's 50 in '77. He had 15 third-down catches, converting 12 into first downs. He had a 108-yard receiving game, including a 64-yard TD, in a playoff victory over the Eagles (12/31). Last year Dennis started the first 10 games before giving way to Dennis Gentry. In eight playoff games with the Bears McKinnon caught 20 passes for 345 yards and four touchdowns. GAMES/STARTS: 1983 (16/3-Chic.), 1984 (12/12-Chic.), 1985 (14/13-Chic.), 1986 (1R-Chic.), 1987 (12/0-Chic.), 1988 (15/15-Chic.), 1989 (16/10-Chic.). Total — 85/53.

COLLEGE: McKinnon caught 53 passes for 888 yards and eight touchdowns in his career as a part-time starter at Florida State. He played in the '79 and '80 Orange Bowls. In the '82 Gator Bowl he caught two passes for 36 yards and a touchdown and rushed one time for 65 yards.

PERSONAL: Born in Quitman, GA, Dennis Lewis McKinnon played his high school football at South Miami, FL, High School where he patterned himself after Paul Warfield. Dennis has his degree in criminology from Florida State. His hobbies include video games, bowling and photography. He and wife Joanie, who were married in June, reside in Olympia Fields, IL, in the offseason. Dennis was very active in community affairs in Chicago, including working with the Chicago school system and organizing a camp for children with former Bears teammate Dave Duerson.

MCKINNON'S NFL TOTALS

Year	Receiving				
	No.	Yds.	Avg.	Long	TD
1983 (Chic.)	21	236	11.2	49	4
1984 (Chic.)	30	434	14.5	32	3
1985 (Chic.)	31	555	17.9	48	7
1987 (Chic.)	27	406	15.0	33	1
1988 (Chic.)	45	704	15.6	76†	3
1989 (Chic.)	28	418	14.9	41	3
Totals	182	2753	15.1	76†	21

Year	Rushing				
	No.	Yds.	Avg.	Long	TD
1984 (Chic.)	2	12	6.0	21	0
1985 (Chic.)	1	0	0.0	0	0
1988 (Chic.)	3	25	8.3	12	1
1989 (Chic.)	3	5	1.7	3	0
Totals	9	42	4.7	21	1


Year	Punt Returns				
	No.	Yds.	Avg.	Long	TD
1983 (Chic.)	34	316	9.3	59	1
1984 (Chic.)	5	62	12.4	18	0
1985 (Chic.)	4	44	11.0	11	0
1987 (Chic.)	40	405	10.1	94†	2
1988 (Chic.)	34	277	8.1	23	0
1989 (Chic.)	10	67	6.7	17	0
Totals	127	1171	9.2	94†	3

SINGLE-GAME CAREER HIGHS
 Recept. — 7 (10/2/88 vs. Buff.)
 Yds. Rec. — 133 (9/19/85 @ Minn.)
 Lg. Recept. — 76† (12/19/88 @ Minn.)
 TD Rec. — 2 (9/19/85 @ Minn., 1/5/86 vs. Giants in playoffs)
 Punt Ret. — 7 (12/4/83 @ Green Bay)
 Yds. PR — 134 (9/14/87 vs. Giants)
 Lg. PR — 94† (9/14/87 vs. Giants)



Nate Newton

GUARD • FLORIDA A&M
 HT: 6-3 • WT: 318 • BORN: 12/20/61
 FA FOR '86 • 5th YEAR



PRO: He may not look it at first glance, but Nate Newton is an extraordinary athlete. At 300-plus pounds, he has a 33-inch vertical leap, can dunk a basketball,

NEWTON, Cont.

bench press 500 pounds and move with amazing quickness for a man nicknamed "The Kitchen." His coaches believe Newton would be a perennial All-Pro if he got himself in excellent condition. One man who already believes Newton has reached a special plateau is John Madden, who named Nate to the 1989 All-Madden Team. Newton began the 1990 season looking to be the Cowboys' starting left guard for the fourth consecutive year, although Jimmy Johnson was considering trying Newton at tackle this year. Newton joined the Cowboys during 1986 training camp after two years with the USFL's Tampa Bay Bandits. He signed with the Washington Redskins out of college as a free agent rookie in '83, but was released on the final cut. Newton served as a backup guard for Dallas in '86 before winning the starting left guard position in '87. He has started 40 of the past 41 Cowboys games at left guard. GAMES/STARTS: 1986 (11/0), 1987 (11/11), 1988 (15/15), 1989 (16/16). Total — 53/42.

COLLEGE: Newton played on both the offensive and defensive lines while winning four letters at Florida A&M. He was a team captain as a senior when he was named all-conference.

PERSONAL: Nathaniel Newton, Jr., was an all-around athlete in his native Orlando, FL, where he played football, basketball, wrestling and track (shot put). Nate's younger brother Tim is a defensive tackle for the Tampa Bay Buccaneers. Nate served as a spokesman for the 1989 GTE/Cowboys Food Drive and he enjoys teaching at youth football camps. He and wife Dorothy live in Coppell, TX, with their children, Jessica (12/9/83) and Nathaniel III (10/15/89), and their pit bull terrier Riley.



Danny Noonan

DEFENSIVE LINEMAN • NEBRASKA
HT: 6-4 • WT: 270 • BORN: 7/14/65
D-1 FOR '87 • 4th YEAR



PRO: It was only May and it was only a quarterback school, but the sight of a healthy Danny Noonan performing well was a bright spot of the session. "This is the hardest we've ever seen Danny work," said Cowboys Coach Jimmy Johnson. "It was a pleasure to see him move around like that. He was never able to work like this last season." It was a step in the right direction for the fourth-year defensive lineman, but he wants to remain fit and play well during the regular season. "I want to hear the coaches say that I had a great year in January of 1991," said Noonan. "I'd rather hear that than hear that I had a good day of minicamp in May." Even at less than full strength the past two seasons, Noonan has played well. After missing most of the first 10 weeks of 1989 with a strained groin suffered in training camp, Noonan showed his versatility by playing every defensive line position in his first game back against Miami (11/19). Following his return to the starting lineup, first at right tackle against the Rams (12/3) and then at left end the final three weeks, Noonan was a part of the Cowboys' dramatic improvement on defense. Dallas held

NOONAN, Cont.

opponents to 301.6 total yards, including 95.8 yards rushing and 205.8 passing, the final four weeks after allowing an average of 365.6 yards, 129.7 rushing and 235.9 passing, the first 12 games. In 1988 Noonan led all defensive linemen in tackles and tied for the team lead in sacks despite injuries to his left knee and hip. Against Atlanta (9/25) he intercepted a tipped pass and returned it 17 yards for a touchdown and sacked Chris Miller in the endzone for a safety. In Philadelphia (10/23) Noonan established career highs for sacks with three and tackles with nine. After beginning his rookie season as a reserve defensive end, Noonan was moved to right tackle where he shared the position with Randy White the second half of the year. Noonan was the 12th player selected in the 1987 draft. GAMES/STARTS: 1987 (11/0), 1988 (16/16), 1989 (7/5). Totals — 34/21.

COLLEGE: Noonan was a consensus All-America at nose tackle in 1986 after anchoring a Nebraska defense that ranked second in the nation, allowing just 235.5 yards per game and 2.4 yards per rush. Noonan had 53 tackles and a team-high seven sacks as a senior. In 1985 he earned honorable mention All-America and second-team All-Big Eight honors. Noonan weighed 220 pounds when he arrived at Nebraska but built himself up by spending long hours in the weightroom. He was lifting weights when the Cowboys drafted him.

PERSONAL: A native of Lincoln, Noonan was born six miles from the University of Nebraska campus. He led his Lincoln Northeast High School team to the state championship in 1982 while earning All-America honors. Noonan, who is working towards his degree in criminal justice from Nebraska, donates his time to the Make-A-Wish Foundation in Dallas. Danny and wife Penny live in Coppell, TX.

NOONAN'S COWBOYS TOTALS


Year	Tackles			Sacks	QB	Passes		Saf.
	Solo	Ast.	Tot.		Press.	Def.		
1987	19	8	27	1	-	0	0	
1988	49	35	84	7½	-	0	1	
1989	17	6	23	1	9	1	0	
Totals	85	49	134	9½	9	1	1	

Year	Interceptions				
	No.	Yds.	Avg.	Long	TD
1988	1	17	17.0	17l	1



Ken Norton

LINEBACKER • UCLA
 HT: 6-2 • WT: 234 • BORN: 9/29/66
 D-2 FOR '88 • 3rd YEAR



PRO: One of the most anticipated performers for the Cowboys in 1990 is Ken Norton. He displayed top speed and skill his first two seasons in the NFL, but this past offseason he took another step towards stardom. "I think the big thing Ken did is he committed himself mentally," said defensive coordinator Dave Wannstedt. "He had the physical ability from day one to run fast enough and be


NORTON, Cont.

strong enough. I think he is committing himself totally and it's showing on the field." For the first time since joining the Cowboys, Norton stayed in the Dallas area during the offseason and lifted weights and ran at the team's practice facility. This new dedication came from his playing well in 1989. "Once the season was over my confidence was so high, there was no reason to take time off," said Norton. "I wanted to keep building and building." Because he missed three games with an injured knee and played only the first and third quarters the last half of the season, Norton played the equivalent of nine games in 1989. He still finished sixth on the team in tackles and led all linebackers in sacks, however his 87 tackles last year would project out to over 150 tackles if he played four quarters for 16 games. Norton had 12 tackles in his first NFL start in the season opener against New Orleans and two sacks the next week in Atlanta then sprained his left knee against Washington (9/24). After returning to the lineup in Kansas City (10/22), Norton, who started 13 games at weakside linebacker in 1989, recorded a career-high 13 tackles the next week against Phoenix (10/29). Norton spent most of his rookie season on injured reserve after breaking a thumb in a preseason game. While playing in the final three games of 1988, Norton recovered a fumble and batted down a pass. **GAMES/STARTS:** 1988 (3/0), 1989 (13/13). Total — 16/13.

COLLEGE: An All-America inside linebacker at UCLA, Norton led the Bruins in tackles each of his final two seasons. Norton, who was the only West Coast nominee for the Butkus Award in 1987, also broke up 18 passes in his Bruin career. He was drafted with the highest pick used on a UCLA linebacker since Jerry Robinson was taken in the first round by Philadelphia in 1979.

PERSONAL: Ken Norton, Jr., averaged 8.8 yards per carry as a senior tailback at Westchester High School in Los Angeles. He did not play football until his junior year. His father Ken, Sr., is the former heavyweight boxing champion and played football at Northeast Missouri State. Ken, Jr., is working toward his degree in political science from UCLA. He contributes his time to the Big Brothers and to Entertainers and Athletes for kids in Los Angeles.

NORTON'S COWBOYS TOTALS										
Year	Solo	Tackles			Sacks	QB Press.	Passes Def.	For. Fum.	Opponents' Fumbles Recovered	
		Ast.	Tot.	No.					Yds.	Avg.
1988	0	0	0	0	0	-	1	0		
1989	56	31	87	2½	5	0	1	1		
Totals	56	31	87	2½	5	1	1	1		
Year	No.		Yds.	Avg.	Long	TD				
1988	1		11	11.0	11	0				



Jay Novacek

TIGHT END • WYOMING
HT: 6-4 • WT: 235 • BORN: 10/24/62
FA FOR '90 • 6th YEAR



PRO: In Jay Novacek the Cowboys found the receiving threat they sought at tight end. Signed as a Plan B free agent from Phoenix, Novacek caught 81 passes for

NOVACEK, *Cont.*

1,048 yards and eight touchdowns the past three seasons with the Cardinals. "Without question Novacek is an outstanding pass-receiving tight end," said Coach Jimmy Johnson. "We had him rated as the No. 1 tight end available, so we were very pleased to get him." Last year Novacek finished fifth on the Cardinals in catches with 23, including a season-high four at Washington (10/8) and against Tampa Bay (11/26). Novacek caught a career-high 38 passes for 569 yards and four touchdowns in 1988. He led NFC tight ends with 26 catches after seven weeks before a hamstring injury limited him the rest of the year. In the season's third game against Tampa Bay he tallied a career-high 102 receiving yards on five catches, including a career-long 42-yard score late in the fourth quarter to win the game. Two weeks later against the Rams, Novacek caught a career-high nine passes. He opened the 1987 season as the starting tight end and caught seven passes for 102 yards, the most by a Cardinals' tight end since 1974, against San Diego (9/20). However, a broken bone in his elbow in the sixth game forced him to miss five weeks. In 1986 he sat out the first six games of the year with a broken thumb and the final two games with a strained knee. A sixth-round draft pick by the Cardinals in 1985, Novacek played mainly on special teams as a rookie. In five games at Texas Stadium, Novacek caught six passes for 68 yards, including four catches for 42 yards in his only start there in 1988. GAMES/STARTS: 1985 (16/0-Card.), 1986 (8/0-Card.), 1987 (7/4-Card.), 1988 (16/1-Card.), 1989 (16/1-Card.). Total — 63/6.

COLLEGE: An All-America at Wyoming, Novacek averaged 22.5 yards per catch on 33 receptions as a senior in 1984. He finished his collegiate career with 83 catches for 1,536 yards and four touchdowns, including an 83-yarder.

PERSONAL: Jay McKinley Novacek was an all-state quarterback at Gothenburg, NE, High School where he was coached by his father Jerry. The University of Wyoming record holder in the decathlon and the pole vault, Novacek won the Western Athletic Conference championship in the decathlon in 1984. He also finished fifth in the decathlon at the 1984 U.S. Olympic Trials. He and wife Yvette live on a ranch in Denton, TX with their yellow labrador dogs, Marlo and Teal. He also owns a ranch in North Platte, NE. Jay donates his time to help the Drug Abuse Resistance Education program. His brother Jason played tight end at Fresno State and was signed as a free agent by Cincinnati.

NOVACEK'S NFL TOTALS

Receiving					Rushing				
Year	No.	Yds.	Avg.	Long TD	Year	No.	Yds.	Avg.	Long TD
1985 (Card.)	1	4	4.0	4 0	1985 (Card.)	1	10	10.0	10 0
1986 (Card.)	1	2	2.0	2 0					
1987 (Card.)	20	254	12.7	25 3					
1988 (Card.)	38	569	15.0	42t 4					
1989 (Card.)	23	225	9.8	30 1					
Totals	83	1,054	12.7	42t 8					

SINGLE-GAME BESTS

Recepts. — 9 @ Rams, 10/2/88
 Rec. Yards — 102 @ TBay, 9/18/88
 Long Rec. — 42t @ TBay, 9/18/88
 TD Rec. — 1, 7 times, last @ Raid., 12/10/89



Lybrant Robinson


DEFENSIVE END • DELAWARE STATE
HT: 6-5 • WT: 250 • BORN: 8/31/64
FA FOR '90 • 2nd YEAR



PRO: Lybrant Robinson has the size and quickness to become a successful NFL defensive end. Signed as a Plan B free agent from Washington, Robinson was drafted by the Redskins in the fifth round in 1989. Robinson opened the season on Washington's developmental roster and remained there until being activated Nov. 25. Lining up behind Pro Bowler Charles Mann limited Robinson's playing time, but he did see action in five games. GAMES/STARTS: 1989 (5/0-Wash.).

COLLEGE: Eligibility problems stemming from a redshirt season in 1984 cost Robinson what he thought was his senior year in 1988, but in 1987, in what proved to be his final year, he recorded 10 sacks and 12 tackles for losses, earning him Black College All-America honors. A three year starter at Delaware State, Robinson was a two-time All-Mid-Eastern Athletic Conference pick.

PERSONAL: Lybrant Robinson was born and raised in Salisbury, MD, and starred in football, basketball and track at James M. Bennett High School. Lybrant earned his marketing degree from Delaware State and is only two classes short of finishing his business degree. In his spare time he enjoys hunting, fishing and hiking. Lybrant and wife Stacey live in Dallas.



Broderick Sargent

FULLBACK • BAYLOR
HT: 5-11 • WT: 220 • BORN: 9/16/62
FA FOR '89 • 4th YEAR



PRO: Broderick Sargent enjoyed his finest season last year, contributing as a running back, receiver and on special teams. The Cowboys signed "Sarge" as a free agent in March 1989 after he spent two seasons with the Cardinals. Sargent saw plenty of action early in the season, starting three of the first four games at fullback. Against Green Bay (12/24) he recorded a career-long 21-yard reception and had three receptions for the game, also a career-high. His one-yard scoring plunge against Miami (11/19) was the first touchdown of his NFL career. The following week Sargent recorded a career-long 43-yard run against Philadelphia and led the team in rushing. A clutch performer, Sargent was successful on 3-of-4 attempts to gain a first down on third down in 1989. He was released by the Cardinals prior to the start of the 1988 season. A free agent signee out college in 1986, Sargent played mainly on special teams as a rookie. However, he was also the Cardinals' emergency kicker. Sargent's first pro start came against Washington (10/4) in 1987 when he rushed for a single-game career-high 78 yards, 70 in the first half. GAMES/STARTS: 1986 (16/0-StL.), 1987 (15/1-StL.), 1989 (14/5). Total - 45/6 (Dallas-14/5).

SARGENT, Cont.

COLLEGE: Sargent rushed for 286 yards on 70 carries and caught eight passes for 138 yards for Baylor in 1985. As a junior he rushed for 170 yards on 62 carries. He played in the same backfield at Baylor with current Cowboys teammates Robert Williams and Ron Francis, who briefly played running back.

PERSONAL: Broderick Lawrence Sargent starred at Waxahachie, TX, High School near Dallas. He also excelled at basketball and track, where he competed in the high jump. Broderick enjoys working with the Waxahachie Special Olympics and has taken up gardening in his spare time. Broderick majored in education at Baylor. His uncle, Chuck Beatty, played strong safety for St. Louis in 1972.

SARGENT'S NFL TOTALS

		Rushing					
Year		No.	Yds.	Avg.	Long	TD	
1987 (StL.)	18	90	5.0	16	0	
1989	20	87	4.4	43	1	
Totals	38	177	4.7	43	1	

		Kickoff Returns				
Year		No.	Yds.	Avg.	Long	TD
1986 (StL.)	2	27	13.5	14	0
1987 (StL.)	3	37	12.3	27	0
1989	1	0	0.0	0	0
Totals	6	64	10.7	27	0

		Receiving				
Year		No.	Yds.	Avg.	Long	TD
1986 (StL.)	1	8	8.0	8	0
1987 (StL.)	2	19	9.5	10	0
1989	6	50	8.3	21	0
Totals	9	77	8.6	21	0

**Mike Saxon**

PUNTER • SAN DIEGO STATE
HT: 6-3 • WT: 198 • BORN: 7/10/62
FA FOR '85 • 6th YEAR



PRO: Mike Saxon proved something in the face of all the changes last year in the Cowboys' locker room: the more things change, the more they stay the same. For the fifth straight season, Saxon displayed the power and consistency that have moved him to the top among NFL punters. Often the word consistent is used to describe a player who does nothing truly outstanding, but in Saxon's case consistent is the only real way to describe his annual finish near the top of the league in punting. Things started off well for Saxon as his average for the first four games hovered at 44.9 yards per kick, including a season high 45.4 average against the Giants (10/1). The week before, against the Redskins, Saxon booted a season-long 56-yard punt, one of nine games in which he had a punt over 50 yards. Again last season Saxon ranked among the league leaders in punts inside the opponent's 20 with 19. He led the NFL in that category in 1986 and 1987, including a team-record 28 in 1986. Since coming into the league Saxon has knocked more punts (111) inside the opponent's 20 than any other NFL punter. Last year Saxon became only the second Cowboys player with over 350 career punts. Danny White holds the club record with 612. In his rookie season Saxon quickly showed he could handle pressure. His first NFL punt, against Washington before a national Monday night television audience, sailed a season-long 57 yards. He wrapped up his best day as a pro with a 48.8 average, 43.3 net average and four punts inside the Redskins' 20. For his rookie season, Saxon averaged 41.9 yards per punt, highest ever by a Cowboys rookie and the best by any Cowboys player since Ron Widby's 43.3 average in 1969. Later that season Saxon set a club playoff-record by averag-

SAXON, Cont.

ing 46.9 yards on seven punts against the Rams. His 86 punts in 1986 set a Cowboys record, eclipsing Danny White's mark of 82 in 1984. An 11th-round draft choice by Detroit in 1984, Saxon was released on the final cut after averaging 43.5 yards per kick in preseason. **GAMES/STARTS:** 1985 (16/0), 1986 (16/0), 1987 (12/0), 1988 (16/0), 1989 (16/0). Total - 76/0.

COLLEGE: A walk-on at San Diego State, Saxon set school records for punting average in a game (54.8 vs. BYU in '83), season (45.5 in '83) and career (44.1). The honorable mention All-America also holds the record for the longest punt in Aztecs history with an 80-yarder against BYU in 1982. Saxon attributes much of his punting success to his collegiate coach, Gary Zauner. Mike attended Pasadena City College before transferring to San Diego State.

PERSONAL: A native of Whittier, CA, Michael Eric Saxon starred in baseball and as a wide receiver, defensive back and punter at Arcadia High School. Mike, wife Sheri Jo and their daughter Erika Leigh (1/25/90) reside in Nellie Gale Ranch, CA, where he works in the real estate business. He also works with Ben Agajanian's youth kicking camps in Long Beach. Saxon majored in business management at San Diego State.

SAXON'S COWBOYS TOTALS

Year	No.	Yds.	Punting				Blk.	Net
			Avg.	TB	In 20	Long		
1985	81	3396	41.9	10	20	57	1	35.5
1986	86	3498	40.7	10	28	58	1	34.5
1987	68	2685	39.5	5	20	63	0	34.2
1988	80	3271	40.9	15	24	55	0	34.2
1989	79	3233	40.9	6	19	56	2	34.3
Totals	394	16083	40.8	46	111	63	4	34.2

SINGLE-GAME CAREER HIGHS

Punts - 10 (11/17/85 vs. Chicago)
 Gross Average - 48.8 (9/9/85 vs. Washington)
 Inside 20 - 4 (twice, last 10/13/85 vs. Pittsburgh)
 Long - 63 (9/13/87 @ St. Louis)
 Net Average - 43.3 (9/9/85 vs. Washington)

Inside 20 Since 1985

	1985	1986	1987	1988	1989	Total
1. MIKE SAXON, DALLAS	20	28	20	24	18	111
2. Dale Hatcher, Rams	32	26	19	13	15	105
3. John Kidd, Buff.	33	14	20	13	15	97
4. Ralf Mojsienko, Wash.	15	15	14	22	21	87
5. Max Runager	30	23	13	13	5	84

NFL Inside 20 Leaders (1976-89)

1976 — John James, Atlanta (28)	1983 — Dave Jennings, N.Y. Giants (29)
1977 — Mike Bragg, Washington (29)	Jeff Hayes, Washington (29)
1978 — Glen Walker, L.A. Rams (26)	1984 — David Finzer, Chicago (26)
1979 — Bob Parsons, Chicago (26)	1985 — John Kidd, Buffalo (33)
1980 — John James, Atlanta (25)	1986 — MIKE SAXON, DALLAS (28)
1981 — Bob Parsons, Chicago (31)	1987 — MIKE SAXON, DALLAS (20)
1982 — Dave Jennings, N.Y. Giants (16)	1988 — John Teltchik, Philadelphia (28)
	1989 — Bryan Wagner, Cleveland (32)



Kevin Scott

RUNNING BACK • STANFORD
 HT: 5-9 • WT: 177 • BORN: 10/24/63
 FA FOR '89 • 3rd YEAR



PRO: After signing with the Cowboys as a 1989 Plan B free agent, Kevin Scott opened the season backing up Herschel Walker at tailback and replacing the fullback in passing situations. A quick, darting runner with excellent receiving skills, Scott was second on the team in receptions with nine when he tore the anterior

SCOTT, Cont.

cruciate ligament in his left knee in the fourth quarter of the first Washington game on Sept. 24. He had surgery two days later and spent the rest of the season on injured reserve. Scott spent all but one game of his first two years in the NFL on San Diego's injured reserve list. He signed with the Chargers as a free agent rookie in 1987. Prior to hurting a hamstring and spending the season on the injured list, Scott ran 74 yards for a touchdown against the Cowboys in a preseason game. In '88 he went on injured reserve on Aug. 22 with a toe injury. He was activated for the final regular-season game against Kansas City. GAMES/STARTS: 1987 (IR-S.D.), 1988 (1/0-S.D.), 1989 (3/1). Total — 4/1 (Dallas-3/1).

COLLEGE: Scott finished his career as Stanford's third all-time leading kick returner with a 24.1-yard average. A part-time starter at tailback for three years Scott finished his career with 796 yards rushing on 191 carries and 78 catches for 600 yards. He rushed for 174 yards against Washington State in 1984. He earned honorable mention All-PAC 10 and Academic All-PAC 10 honors in 1986, the year he returned a kickoff 74 yards for a TD against Arizona.

PERSONAL: Born in Fort Bragg, NC, Kevin Bernard Scott starred at Gov. John R. Rogers High School in Payallup, WA. He earned his degree in engineering from Stanford. Two offseasons ago he took graduate classes in microwave amplification design and three-stage amplifiers. Last offseason he took graduate classes in accounting and business management at the University of North Texas.

SCOTT'S COWBOYS TOTALS

Year	Rushing					Year	Receiving				
	No.	Yds.	Avg.	Long	TD		No.	Yds.	Avg.	Long	TD
1989	2	-4	-2.0	-1	0	1989	9	63	7.0	12	0

**Randy Shannon**

LINEBACKER • MIAMI
HT: 6-1 • WT: 221 • BORN: 2/24/66
D-11 FOR '89 • 2nd YEAR



PRO: It's not often an 11th-round draft pick makes the roster of an NFL team much less cracks the starting lineup as a rookie, but that is what Randy Shannon did in 1989. Against the Redskins, in the third week of the season Shannon earned his first NFL start, becoming the first rookie to start at outside linebacker for Dallas since Dave Edwards in 1963. Making the most of that start, Shannon recorded a personal season high of 11 tackles. Proving it was no fluke, he tied that total two weeks later against Green Bay (10/8). He had 38 tackles in his four starts. For the season Shannon lined up at all three linebacker spots, starting at both outside positions and playing middle linebacker in some pass defenses. Shannon also finished second on the team in special teams tackles with 14. GAMES/STARTS: 1989 (16/4).

COLLEGE: A two-year starter at strongside linebacker at Miami, Shannon led the 1988 Hurricanes, ranked second in the nation in total defense, in passes defensed with eight and in forced fumbles with three. He also finished fourth

SHANNON, Cont.

on the team in tackles with 83, including a career-high 14 against Michigan, and earned honorable mention All-America honors. Of the 25 games Shannon started, the Hurricanes won 24. As a reserve in 1986 Shannon finished fifth in tackles with 82. Redshirted as a defensive back in 1984, he moved to linebacker in spring drills in 1985.

PERSONAL: Randy L. Shannon was born and raised in Miami, FL, where he was an all-state defensive back at Norland High School and also played on the basketball team. Randy earned his degree in criminal justice at Miami. In his spare time he likes to play basketball and listen to music.

SHANNON'S COWBOYS TOTALS

Year	Tackles			Sacks	QB Press.	Passes Def.	For. Fum.
	Solo	Ast.	Tot.				
1989	38	12	50	0	3	1	1



Derrick Shepard

WIDE RECEIVER • OKLAHOMA
 HT: 5-10 • WT: 187 • BORN: 1/22/64
 WAIV. FOR '89 • 3rd YEAR



PRO: For Derrick Shepard 1989 was a year of ups and downs. After making the Saints roster, he opened the season with a 56-yard punt return for a touchdown against the Cowboys, a return Dallas would soon remember. By the fourth week of the season his good fortune had run out in New Orleans and he was released on Oct. 4. Dallas, with first-hand knowledge of his punt-return abilities, immediately claimed him off waivers. The next week, against Green Bay (10/8), he assumed the punt return duties for the Cowboys. Two weeks later against Kansas City, he started his first NFL game at wide receiver after Michael Irvin was lost for the season to a knee injury. Shepard became a fixture in the lineup, starting eight of the final 10 games of the season. He missed only the second Eagles game with a knee injury suffered against the Rams (12/3). Against Phoenix (10/29) Shepard had his finest day as a receiver, grabbing four receptions for 92 yards and a touchdown. The scoring catch, a career-long 37-yarder, was the first of his career. A clutch performer, six of Shepard's 18 receptions gave Dallas a first down or touchdown on third-or-fourth down. He joined the Saints in 1989 as a Plan B signee from Washington where he spent 1987 and '88. He was limited to five games with the Redskins in 1988 due to a hip injury and a concussion that forced him to spend time on injured reserve. Originally signed as a free agent by Washington in 1987, Shepard was released before the start of the regular season, re-signed by the Redskins following the second game and released again following the season's 11th week. He returned a punt 73 yards against St. Louis as a rookie. Washington re-signed Shepard the following spring. GAMES/STARTS: 1987 (2/0-Wash.), 1988 (5/0-Wash.), 1989 (4/0-N.O.; 11/8-Dall.). Total - 22/8 (Dallas-11/8).

COLLEGE: Shepard finished his collegiate career tied for second on Oklahoma's all-time receiving list with 70 catches. He caught a career-long 77-yard touchdown pass against Iowa State in 1985. Against a Jimmy Johnson coached Oklahoma State team in 1983, Shepard scored on a 73-yard grab

SHEPARD, Cont.

in the fourth quarter with Oklahoma down 20-6 in a game they came back to win 21-20. His best season came as a sophomore when he caught 24 passes for 305 yards. In 1984-85 Shepard was a teammate of current Cowboys quarterback Troy Aikman.

PERSONAL: Derrick Lathell Shepard attended Odessa, TX, High School. He majored in communications at Oklahoma and enjoys bowling. Derrick and wife Cheri have a daughter, Ashleigh (1/10/90).

SHEPARD'S NFL TOTALS												
Rushing					Receiving							
Year	No.	Yds.	Avg.	Long	TD	Year	No.	Yds.	Avg.	Long	TD	
1989	3	12	4.0	12	0	1989 (N.O.)	2	36	18.0	23	0	
						1989	18	268	14.9	37	1	
						Totals	20	304	15.2	37	1	
Punt Returns					Kickoff Returns							
Year	No.	FC	Yds.	Avg.	Long	TD	Year	No.	Yds.	Avg.	Long	TD
1987 (Wash.)	6	0	146	24.3	73	0	1987 (Wash.)	1	0	20.0	20	0
1988 (Wash.)	12	2	104	8.7	23	0	1988 (Wash.)	16	329	20.6	44	0
1989 (N.O.)	7	1	91	13.0	56	1	1989 (N.O.)	8	135	16.9	24	0
1989	24	1	160	6.7	17	0	1989	19	394	20.7	32	0
Totals	49	4	501	10.2	73	1	Totals	44	878	20.0	44	0



Tony Slaton

CENTER/GUARD • SOUTHERN CALIFORNIA
 HT: 6-3 • WT: 280 • BORN: 4/12/61
 FA FOR '90 • 7th YEAR



PRO: Tony Slaton comes to the Cowboys with an impressive set of credentials. A six-year veteran and member of five playoff teams, he has been a key part of the Rams' powerful running attack, which produced three of the last six NFL rushing leaders. A hard worker, who is known for his excellent blocking technique, Slaton started 15 games at right guard for the Rams in 1989 but spent most of his NFL career at center. In 1988 he played in 15 games, starting one game at right guard in place of the injured Duval Love. In 1986 and 1987 he played in 24 games, including starts against New Orleans and Detroit in 1986 when he replaced injured guard Dennis Harrah. Slaton played a vital role in the Rams 1985 divisional championship team, starting for injured center Doug Smith in the final three regular-season games and both postseason games. Slaton was released after training camp in 1985 but was re-signed on Sept. 19 after several players were injured. Originally drafted by Buffalo in the sixth round in 1984, he was released during training camp and signed by the Rams. On the active roster the first three games of the 1984 season, Slaton did not see any action and spent the remainder of the season on injured reserve with an abdominal strain. GAMES/STARTS: 1984 (0/0-Rams), 1985 (13/5-Rams), 1986 (13/0-Rams), 1987 (11/0-Rams), 1988 (15/1-Rams), 1989 (15/15-Rams). Total - 67/21.

COLLEGE: An All-America center and three-time All-Pac 10 selection at Southern California, Slaton led the way for Marcus Allen during his Heisman Trophy winning season. A team captain as a senior, Slaton played in both the Hula Bowl and the Japan Bowl. He played for John Robinson, his former coach with the Rams, and was a teammate of Jack Del Rio at USC.

SLATON, Cont.

PERSONAL: Tony Tyrone Slaton was born and raised in Merced, CA, where he earned All-Northern California honors and was named top lineman in the conference at Merced High School. He also participated in baseball and track. Tony raises tropical fish and enjoys deep sea fishing. In his spare time he has worked with peewee football leagues in Orange County. He and wife Julliette live in Anaheim, CA.



Timmy Smith

RUNNING BACK • TEXAS TECH
HT: 5-11 • WT: 222 • BORN: 1/21/64
FA FOR '90 • 3rd YEAR



PRO: Over 200 yards rushing in any game is a remarkable performance, but Timmy Smith did it in front of millions of people in a Super Bowl as a rookie making his first NFL start. Playing for Washington in Super Bowl XXII against Denver, Smith galloped for a record 204 yards and two touchdowns on 22 carries. In the second quarter alone he rushed for 122 yards on five attempts, including a 58-yard touchdown. Smith continued to play well the next season for the Redskins when he rushed for over 100 yards in two of the first three games. Against Philadelphia (9/18) he carried a career-high 31 times for 107 yards. After starting eight games and gaining 470 yards rushing in 1988, Smith signed with San Diego as a Plan B free agent. Smith's 24-yard run was the Chargers' longest in preseason last year, but he was released before the regular-season began. He was drafted in the fifth round by Washington in 1987. GAMES/STARTS: 1987 (7/0-Wash.), 1988 (14/8-Wash.). Total — 21/8.

COLLEGE: After gaining 711 yards on 164 carries as a sophomore at Texas Tech, Smith was plagued by injuries his final two seasons. A knee injury limited him to five games in 1985 and a broken ankle after seven carries ended his senior year.

PERSONAL: Timothy LaRay Smith starred at Hobbs, NM, High School where he caught the eye of the Texas Tech recruiters after rushing for 312 yards and five touchdowns against Monterey High School in Lubbock, TX. Timmy is working towards his degree in physical education at Texas Tech. His brother Mike is an assistant football coach at Hobbs, NM, High School.

SMITH'S NFL TOTALS

Year	Rushing					Year	Receiving			
	No.	Yds.	Avg.	Long	TD		No.	Yds.	Avg.	Long
1987 (Wash.)	29	126	4.3	15	0	1	-2	-2.0	-2	0
1988 (Wash.)	155	470	3.0	29	3	8	53	6.6	16	0
Totals	184	596	3.2	29	3	9	51	5.7	16	0



Vinson Smith

LINEBACKER • EAST CAROLINA
HT: 6-2 • WT: 230 • BORN: 7/3/65
FA FOR '90 • 2nd YEAR



PRO: A versatile linebacker who can play both inside and outside, Vinson Smith provides excellent depth both at linebacker and on special teams. An extremely physical player, he gained a reputation as a fierce hitter the past two seasons. Smith joined the Cowboys as a Plan B signee from Pittsburgh, where he missed the 1989 season due to a foot injury. He joined the Steelers in 1989 as a Plan B free agent from Atlanta. After making the Falcons squad as a rookie free agent in 1988, Smith opened the season on injured reserve with an elbow injury but was activated at midseason and saw action in three games on special teams. GAMES/STARTS: 1988 (3/0-Atl.), 1989 (IR-Pitt.). Total - 3/0.

COLLEGE: A two-year starter at inside linebacker, Smith led East Carolina in tackles each of his last two seasons, including 118 as a senior. Smith, who spent his first two seasons as a defensive lineman, finished his collegiate career with 294 tackles, four interceptions and two fumble recoveries.

PERSONAL: Vinson Robert Smith earned all-state honors in both football and baseball at Statesville, NC, High School. He received his degree in communications at East Carolina. Vinson enjoys reading and working with mentally handicapped children in North Carolina. He has a daughter Jayme (12/23/84).



Jesse Solomon

LINEBACKER • FLORIDA STATE
HT: 6-0 • WT: 235 • BORN: 11/4/63
Trade, Min., '89 • 5th YEAR



PRO: A starter with Minnesota since 1987, Jesse Solomon looks to challenge for a starting spot in his first full season with the Cowboys. Solomon, who joined the Cowboys on Oct. 12, 1989 as part of the Herschel Walker trade with the Vikings, split time with Ken Norton at weakside linebacker the second half of the season. His lone start as a Cowboy came at outside linebacker when Dallas went to a 3-4 defense against Miami (11/19). The following week against Philadelphia he recorded a season-high seven tackles. Solomon also stood out on special teams in 1989 by forcing a fumble on a kickoff return against the Rams to set up a Dallas touchdown. Solomon led the Vikings in solo tackles in 1987 and '88. He was playing well toward the end of 1988, until a knee injury in the final game against Chicago knocked him out of the playoffs and forced surgery in January. Against New Orleans (12/4) he recorded 10 tackles, a sack and returned an interception 78 yards for a touchdown. The next week

SOLOMON, Cont.

against Green Bay, Solomon tallied a career-high 17 tackles. Solomon earned the starting weakside linebacker job in training camp in 1987. The Vikings' 12th-round draft choice (318th player overall) in 1986, Solomon finished third on the Vikings in tackles his rookie season, despite missing three games due to injury and starting only four others. He also led the Vikings in special teams tackles with 17. One of Solomon's 1986 starts came as a middle linebacker. GAMES/STARTS: 1986 (13/4-Minn.), 1987 (12/12-Minn.), 1988 (16/16-Minn.), 1989 (4/2-Minn.; 11/1-Dall.). Total - 56/35 (Dallas-11/1).

COLLEGE: Solomon played two seasons, mostly as a reserve, as a walk-on at Florida State after transferring from North Madison, FL, Junior College where he did not play football. He finished his collegiate career with 99 tackles, an interception and recovered two fumbles. Against Tulane in 1984, Solomon blocked a punt and recovered it in the endzone for a touchdown.

PERSONAL: Jesse William Solomon attended Madison, FL, High School where he starred in both football and track. As a junior he was named the team's most valuable defensive lineman. In 1988 he was selected as the "Outstanding Citizen" in Madison where he started a scholarship program to benefit two student-athletes each year. Jesse earned his degree in political science from Florida State. He is also working toward a graduate degree in counseling.

SOLOMON'S NFL TOTALS																				
Year	Tackles			Sacks	QB Press.	Passes		For. Fum.	Opponents' Fumbles Recovered											
	Solo	Ast.	Tot.			Def.	Recover.		No.	Yds.	Avg.	Long	TD							
1986 (Minn.)	70	26	96	0	-	1	1	3	2	34	17.0	18	0	1986 (Minn.)	2	0	0.0	0	0	
1987 (Minn.)	96	30	126	2	-	3	3	1	1	30	30.0	30	0	1987 (Minn.)	1	33	33.0	33	0	
1988 (Minn.)	96	28	124	2½	-	1	1	0	4	84	21.0	78½	1	1988 (Minn.)	2	3	1.5	3	0	
1989 (Minn.)	6	2	8	0	-	0	0	0	Totals	7	148	21.1	78½	1	Totals	4	36	9.0	33	0
1989	28	15	43	0	1	0	1	1												
Totals	296	101	397	4½	1	5	5	6												



Mark Stepnoski

CENTER/GUARD • PITTSBURGH
HT: 6-2 • WT: 269 • BORN: 1/20/67
D-3A FOR '89 • 2nd YEAR



PRO: There's no question Mark Stepnoski has a bright future with the Cowboys. "He's a Pittsburgh ball guy," says Jimmy Johnson, meaning he was born and raised to play football. The only question concerns the position Mark will play, guard or center? The Cowboys believe he could be a star at either. Stepnoski finished his rookie season last year by starting the final four games at center and grading out as the team's best offensive lineman during that stretch. He was the first rookie to start at center for Dallas since Robert Shaw in 1979. With the Plan B signing of Tony Slaton from the Rams, the Cowboys were looking at putting Slaton at center and Stepnoski at guard, where he played in college. Stepnoski saw lots of work at both guard positions last year, including appearances at guard in three games. GAMES/STARTS: 1989 (16/4).

COLLEGE: Stepnoski became a starting guard for Pitt in the third game of


STEPNOSKI, Cont.

his freshman year. As a sophomore in 1986 he earned third-team All-America notice and made the Football News Sophomore All-America team. He was slowed by an ankle injury in '87 that forced him to miss his only college game, but he rebounded to win first-team All-America honors in '88. He also was named an Outland Trophy finalist and Lombardi Award semifinalist that year. Stepnoski was a two-time Academic All-America and in '88 was one of 11 National Football Foundation and Hall of Fame scholar-athletes.

PERSONAL: Mark Matthew Stepnoski attended Cathedral Prep High School in his native Erie, PA, where he was a star football player and member of the National Honor Society. In 1984 Mark was named a high school football All-America by USA TODAY and PARADE Magazine. His father Marty was a teammate of Hall of Fame receiver Fred Biletnikoff on the 1960 Erie Tech High School team. In the offseason Mark took six hours at Pittsburgh toward his degree in communications. He also completed in an NFL arm-wrestling competition.

**Daniel Stubbs**

DEFENSIVE END • MIAMI
HT: 6-4 • WT: 260 • BORN: 1/3/65
Trade, S.F.O., '90 • 3rd YEAR



PRO: A pre-draft trade with the Super Bowl champion 49ers brought Dallas Daniel Stubbs, a proven pass rush specialist. An excellent pressure defender, he mixes strong up-field movement with lateral quickness. Stubbs came to Dallas with 49ers teammate Terrence Flagler for a second-round and third-round draft choice in 1990. Stubbs saw limited action at defensive end in 1989, lining up behind Kevin Fagan and Pierce Holt. He did register 4 1/2 sacks as a pass rushing specialist in the nickel defense. In the 49ers' Super Bowl XXIV victory over Denver he had two sacks and returned a fumble recovery to the one-yard line to set up a San Francisco touchdown. A second-round draft choice by the 49ers in 1988, Stubbs played mostly as a situation pass rusher, recording six sacks. His first NFL start came against Seattle (9/25) in 1988. Stubbs had an impressive postseason showing in the 49ers march to the Super Bowl XXIII title, recording two sacks, a fumble recovery and a pass deflection in three playoff games. GAMES/STARTS: 1988 (16/1-S.F.), 1989 (16/0-S.F.). Total - 32/1.


COLLEGE: An All-America selection as a senior, Stubbs is the Hurricanes' career sack leader with 39 1/2 sacks, including 9 1/2 his senior year. He also recorded 75 tackles as a senior. As a junior he had a career-high 17 sacks and 97 tackles, earning him second team All-America honors. Stubbs did not become a starter until midway through his sophomore year but still lead the team with 12 sacks. He played linebacker as a freshman.

PERSONAL: Daniel Stubbs was born in Red Bank, NJ, and played football and basketball for Red Bank Regional High School, where he was a three-year starter in football and athlete-of-the-year as a senior. He also led the basketball team to a state championship his junior year. Daniel earned his degree in criminal justice from Miami. He works with Camp Sunburst, a foundation for children with AIDS, in the offseason.

THE PLAYERS

STUBBS, Cont.

STUBBS' NFL TOTALS										
Year	Tackles			Sacks	QB Press.	Passes Def.	For. Fum.	Opponents' Fumbles Recovered		
	Solo	Asst.	Tot.					No.	Yds.	Avg.
1988 (S.F.)	20	5	25	6	-	1	1			
1989 (S.F.)	12	1	13	4½	-	2	1			
Totals	32	6	38	10½	-	3	2			
Year				No.	Yds.	Avg.	Long	TD		
1988 (S.F.)				1	0	0.0	0	0		



Junior Tautalatasi

RUNNING BACK • WASHINGTON STATE
 HT: 5-11 • WT: 208 • BORN: 3/24/62
 FA FOR '89 • 4th YEAR



PRO: After three seasons with the Philadelphia Eagles, Junior Tautalatasi found a home in Dallas last year as a situation substitute. Signed as a free agent in the offseason, Tautalatasi was used by the Cowboys as a third-down receiver out of the backfield after Kevin Scott was sidelined for the season with a knee injury. Tautalatasi had been released on the Sept. 4 final cutdown but was re-signed on Sept. 26 following Scott's injury. A 10th-round draft pick by Philadelphia in 1986, Tautalatasi became a surprise rookie star. His 41 catches made him the team's second-leading receiver and were the most by an Eagles rookie since Charles Young caught 55 balls in 1973. Junior caught a club season-high 11 passes against the Giants (11/9). His 50-yard dash against Dallas (10/19) was Philadelphia's longest run from scrimmage in '86. He also had Philadelphia's longest kickoff return (51 yards vs. Denver), and he had a 56-yard reception against Atlanta. Tautalatasi was a key performer in the two-minute offense in Philadelphia. He was released by the Eagles after 10 games in 1988. GAMES/STARTS: 1986 (16/2-Phil.), 1987 (12/1-Phil.), 1988 (10/0-Phil.), 1989 (13/0-Dall.). Total — 51/3 (Dallas-13/0).

COLLEGE: After transferring from Chabot Junior College in Hayward, CA, Tautalatasi backed up Rueben Mayes for two seasons at Washington State. Mayes was the NFC's 1986 rookie of the year for New Orleans. As a senior Tautalatasi rushed for 115 yards on 15 carries against Montana State.


PERSONAL: Born in Oakland, CA, Taivale Tautalatasi, Jr., (TIE-volley TAU-tah-la-TOSS-ee) earned all-league honors in football and track at Encinal High School in Alameda, CA. He also ran track in junior college. He resides in Oakland in the offseason.

TAUTALATASI'S NFL TOTALS											
Year	Rushing					Year	Receiving				
	No.	Yds.	Avg.	Long	TD		No.	Yds.	Avg.	Long	TD
1986 (Phil.)	51	163	3.2	50	0	1986 (Phil.)	41	325	7.9	56	2
1987 (Phil.)	26	69	2.7	17	0	1987 (Phil.)	25	176	7.0	22	0
1988 (Phil.)	14	28	2.0	9	0	1988 (Phil.)	5	48	9.6	21	0
1989	6	15	2.5	6	0	1989	17	157	9.2	23	0
Totals	97	275	2.8	50	0	Totals	88	706	8.0	56	0
Kickoff Returns											
Year	No.	Yds.	Avg.	Long	TD						
1986 (Phil.)	18	344	19.1	51	0						
1987 (Phil.)	3	53	17.7	32	0						
1989	1	9	9.0	9	0						
Totals	22	406	18.5	51	0						



Tony Tolbert

DEFENSIVE END • TEXAS-EL PASO
HT: 6-6 • WT: 250 • BORN: 12/29/67
D-4 FOR '89 • 2nd YEAR



PRO: An outside linebacker in college, Tony Tolbert was supposed to use his first NFL season to gain experience at defensive end and add some bulk to his sleek frame. However, Tolbert was a big hit in training camp, started five regular-season games and led all defensive linemen in passes knocked down with five. "I think Tony has enough quickness and pass-rushing skills that, as he gains experience, he could be as good as any of them rushing the quarterback," said defensive coordinator Dave Wannstedt. "He plays as hard as any defensive player we have. You talk about a guy chasing the ball, we have films where he runs by two players getting to the ball." When Tolbert started his first NFL game against San Francisco (10/15), it was the first time a Cowboys rookie started at defensive end since Randy White in 1975. The following week in Kansas City, Tolbert had his best pro day with 10 tackles, a pass defensed and a forced fumble. Drafted in the fourth round by Dallas, Tolbert is the highest draft pick from Texas-El Paso since Fred Carr was selected in the first round by Green Bay in 1968. GAMES/STARTS: 1989 (16/5).

COLLEGE: A team captain his senior year, Tolbert led Texas-El Paso to a 10-2 record, their best since 1931, and their first bowl appearance since 1967. He earned All-Western Athletic Conference and honorable mention All-America honors after leading the Miners in sacks with 11 and tackles for a loss with 15 in 1988.

PERSONAL: Tony Lewis Tolbert earned all-conference recognition at Dwight Morrow High School in Englewood, NJ, where he grew up a big fan of the New York Giants. He is working towards his degree in criminal justice at Texas-El Paso.

TOLBERT'S COWBOYS TOTALS

Year	Solo	Tackles		Sacks	QB Press.	Passes Def.	For. Fum.
		Asst.	Tot.				
1989	33	19	52	2	18	6	1



Mark Tuinei

TACKLE • HAWAII
HT: 6-5 • WT: 286 • BORN: 3/31/60
FA FOR '83 • 8th YEAR



PRO: After missing time due to an injured left knee in 1987 and 1988, Mark Tuinei was the iron horse of the offense last year when he didn't miss a play in a game or practice. Because he is such a good athlete, Tuinei is suited well to the left tackle spot. Working mostly against All-Pro Lawrence Taylor, Tuinei was named player of the game after Dallas held the Giants without a sack October 1. Tuinei originally injured his knee in the 1987 Thanksgiving Day game against Minnesota and missed the rest of the year. He re-injured the knee after five

TUINEI, *Cont.*

games in 1988 and again sat out the remaining games. It took a few years before Tuinei settled at the left tackle position. He made the club in 1983 as a free agent defensive tackle where he played for two years. After moving to the offensive line in 1985, he backed up Tom Rafferty at center. In 1986 Tuinei worked at all three offensive line positions in training camp until injuries in the defensive line forced him to split practice time between offensive and defensive tackle. Against Denver in 1986 he led the Cowboys defensive linemen with six tackles while playing for injured Randy White. The next week against Washington he became the starting left offensive tackle. GAMES/STARTS: 1983 (10/0), 1984 (16/0), 1985 (16/0), 1986 (16/11), 1987 (8/8), 1988 (5/4), 1989 (16/16). Total — 87/39.

COLLEGE: Tuinei played his first two collegiate seasons at UCLA where he started at defensive tackle as a sophomore, finishing fifth in tackles. He transferred to Hawaii but was nagged by injuries his senior year and played only seven games.

PERSONAL: Mark Pulemau Tuinei (TOO-ee-nay) was born in Oceanside, CA, and raised in Honolulu, where he starred at Punahou High School. He was Hawaii prep lineman of the year as a senior, a state shotput champion and an all-star basketball player. His brother Tom was an All-Western Athletic Conference defensive tackle at Hawaii and played for the Detroit Lions and the CFL's Edmonton Eskimos. Mark and wife Ponolani live in Carrollton, TX with their Rottweiler, Shaku Zulu, and Lhasa apso, Lil' Mama.



Mark Walen

DEFENSIVE TACKLE • UCLA
HT: 6-5 • WT: 267 • BORN: 3/10/63
D-3 FOR '86 • 3rd YEAR



PRO: Mark Walen's 1989 season ended just as it was looking to be his best as a professional. After earning the starting job at left tackle in training camp, Walen had a sack and a tackle for a loss in the first five minutes of the Cowboys' second preseason game against the Raiders (8/19) then suffered a season-ending injury to his left knee. Once again Walen, who missed his rookie year after breaking an ankle in a rookie orientation run, was faced with a year of rehabilitation. Still his outlook remained positive. "Through it all, the fact remains, I can excel in this league," he said. In 1988 Walen recorded a career-high four sacks. Against Phoenix (10/30) while starting in place of injured Kevin Brooks, Walen had his best game as a pro with nine tackles and two sacks. He also blocked a Cardinals' extra point attempt. His first NFL start came earlier in the year against the Giants (9/18). He also played both tackle and end in passing situations. Walen recorded his first sack in his first NFL game, the season opener against the Cardinals in 1987. GAMES/STARTS: 1986 (IR), 1987 (9/0), 1988 (15/2), 1989 (IR). Total — 24/2.

COLLEGE: The 1985 PAC 10 defensive player of the year, Walen led UCLA

WALEN, *Cont.*

in sacks with nine and was third on the team in tackles with 74. He also earned All-West Coast and honorable mention All-America honors as a senior.

PERSONAL: Mark Hartley Walen was All-San Mateo County at Burlingame, CA, High School. He also starred in soccer and basketball. Walen earned his degree in history from UCLA. His hobbies include restoring cars — he owns a 1967 Shelby GT500 — and mountain biking. Mark and wife Maggie live in Carrollton, TX.

WALEN'S COWBOYS TOTALS

Year	Solo	Tackles		Sacks	QB Press.	Passes Def.	For. Fum.
		Ast.	Tot.				
1987	2	0	2	1	-	0	0
1988	19	6	25	4	-	0	0
Totals	21	6	27	5	-	0	0



Steve Walsh

QUARTERBACK • MIAMI
HT: 6-2 • WT: 200 • BORN: 12/1/66
D-S1 FOR '89 • 2nd YEAR



PRO: Jimmy Johnson believes so strongly in Steve Walsh because he knows first-hand the intangible qualities that make Walsh a unique talent. "He's something special," is the way the Cowboys' head coach puts it. "He's a bottom-line quarterback. He knows how to win." Johnson had his opinion about Walsh confirmed by someone who knows a little something about quarterbacks and Super Bowls, former 49ers Coach Bill Walsh (no relation). "Be very careful what you do with Steve," Walsh told Johnson and Jerry Jones. "He does so many things you just can't coach." The Cowboys pulled a major surprise when they selected Walsh in the first-round (second choice overall) of the 1989 supplemental draft barely two months after picking quarterback Troy Aikman with the first pick of the regular draft. But Johnson, who coached Walsh at the University of Miami, believed he was too talented to pass up. Only the third quarterback ever chosen by the Cowboys with a first-round draft choice (Craig Morton in 1965 and Aikman being the others), Walsh played in eight games as a rookie, including five starts while Aikman was sidelined with a broken finger. In those five starts Walsh completed 86-of-173 passes for 1,059 yards, four touchdowns and five interceptions playing with a very inexperienced supporting cast. Steve directed the Cowboys' only victory of the season with a turnover-free game that resulted in a 13-3 win at Washington. It was another victory in a hostile environment, a Walsh trademark in college, where he won at Ann Arbor, Baton Rouge, South Bend and Tallahassee. Steve threw his first NFL touchdown pass to Herschel Walker, a 27-yarder against the Giants on Oct. 1. He tied a team record for pass attempts in a game with 49 against Phoenix on Oct. 29. His best outing came at Kansas City on Oct. 22 when he completed 23-of-36 passes for 294 yards and one touchdown. For the season Walsh had 19 completions for 20-or-more yards, seven of 30-or-more and two of 40-or-more. Walsh entered the '90 season having thrown 49 straight passes without


WALSH, Cont.

an interception. He last played in the fourth quarter of the Thanksgiving game against Philadelphia (11/23). GAMES/STARTS: 1989 (8/5).

COLLEGE: With Walsh as the starting quarterback in 1987 and '88, Miami was 23-1, including a 12-0 national championship season in '87. Walsh added to the Miami legacy of outstanding quarterbacks by following more than capably in the footsteps of Jim Kelly, Bernie Kosar, and Vinny Testaverde. In his career Steve completed 410-of-690 passes for 5,369 yards and 48 touchdowns. He was sacked only 14 times and threw at least one touchdown pass in 18 of his last 20 games. Two of his more memorable performances came on the road in 1988. He produced 17 straight points in the final 7:16 to beat Michigan 31-30 and he threw for more yards against Notre Dame, 424, than any player in Notre Dame history. Walsh was named the 1988 first-team All-America quarterback by The Associated Press, ESPN and the Football Writers Association. He was runnerup to Aikman for the 1988 Davey O'Brien Award, which goes to the nation's top college quarterback.

PERSONAL: Steven John Walsh was raised in St. Paul, MN, where he excelled in football, basketball and academics. Steve was named a USA TODAY prep Academic All-America and the Minneapolis-St. Paul Metro football player of the year in 1984 when he threw for 25 touchdowns and more than 2,000 yards. He was also a member of the National Honor Society. Steve received his degree in finance from Miami. He is an avid golfer.

WALSH'S COWBOYS TOTALS										
		Rushing								
Year		No.	Yds.	Avg.	Long	TD				
1989		6	16	2.7	14	0				
		Passing					Sks./			
Year	Att.	Comp.	Yds.	Pct.	TD	Int.	Long	Yards	Rating	
1989	219	110	1371	52.9	5	9	46	11/84	60.5	



James Washington

SAFETY • UCLA
 HT: 6-1 • WT: 196 • BORN: 1/10/65
 FA FOR '90 • 3rd YEAR



PRO: In the spring minicamps, James Washington showed the speed and ability that will give him a chance at the starting free safety position. After two seasons with the Los Angeles Rams, Washington signed with Dallas as a Plan B free agent. In 1989 he played behind Vince Newsome at free safety before suffering a thigh injury that forced him to miss the final half of the year. Drafted in the fifth round by the Rams in 1988, Washington finished second on the team in special teams tackles as a rookie. His first NFL interception came against Seattle (10/23). GAMES/STARTS: 1988 (16/0-Rams), 1989 (8/0-Rams). Total — 24/0.

COLLEGE: A four-year starter at UCLA, Washington led the Bruins in tackles his first two years. He also led the team in interceptions his freshman year.

WASHINGTON, *Cont.*

Washington earned honorable mention All-America honors as a freshman and was a second-team All-America his sophomore year. His UCLA teammates included current Cowboys Troy Aikman, Ken Norton and Mark Walen.

PERSONAL: James McArthur Washington earned All-America honors at Jordan High School in Los Angeles, CA, where he caught 31 touchdown passes and had 12 interceptions. He also set a city record with a 95-yard interception return. He organized a student outreach program in Los Angeles to motivate youngsters to stay in school and away from drugs. Washington, who earned his degree in history from UCLA, owns Summation Financial in Los Angeles. He and wife Dana have a daughter, Shanel (8/14/84).

WASHINGTON'S NFL TOTALS							
Year		Tackles			Sacks	Passes Def.	For. Fum.
		Solo	Asst.	Tot.			
1988 (Rams)	14	3	17	0	1	0
1989 (Rams)	12	2	14	0	0	0
Totals	26	5	31	0	1	0
Interceptions							
Year		No.	Yds.	Avg.	Long	TD	
1988 (Rams)	1	7	7.0	7	0	



Dave Widell

TACKLE • BOSTON COLLEGE
 HT: 6-6 • WT: 292 • BORN: 5/14/65
 D-4 FOR '88 • 3rd YEAR




PRO: With the numerous injuries at tackle the past two seasons, Dave Widell has been valuable to the Cowboys. A solid blocker, he has provided the Cowboys depth at offensive line stepping in for his injured teammates. Over the past two seasons he started 11 games, including starts at right tackle in place of injured Kevin Gogan against Phoenix (10/29) and Washington (11/5) last year. He also split time with Gogan weeks 10-14. A sprained right knee kept him out of the lineup in the season finale against Green Bay (12/24). Injuries to a number of starters also opened the way for Widell to start nine games as a rookie. He started the season-opener at right tackle, the first rookie offensive lineman to start a season-opener for the Cowboys since Burton Lawless in 1975. Widell moved to backup status the next week when Gogan returned to action, but injuries to Mark Tuinei and Daryle Smith a few weeks later moved him back into the starting lineup at left tackle for eight games. Widell also served as the Cowboys long snapper for punts in 1989. GAMES/STARTS: 1988 (14/9), 1989 (15/2). Total - 29/11.

COLLEGE: A two-year starter at right tackle for Boston College, Widell was an All-East Coast and honorable mention All-America selection his senior year. A versatile athlete, Dave backed up left tackle his freshman year, shared the center position his sophomore season and handled the long-snapping duties for 3 1/2 years.

PERSONAL: David Harold Widell, Jr., was an all-state tight end and nose

WIDELL, Cont.

tackle for South Catholic High School in Hartford, CT. Dave and his younger brother Doug were teammates in the offensive line at Boston College and now work together in the offseason speaking to schools in the Hartford area. Doug was a member of the AFC Champion Denver Broncos last season. Dave earned his degree in finance from Boston College. His wife's name is Shawn.



Robert Williams

CORNERBACK • BAYLOR
HT: 5-10 • WT: 184 • BORN: 10/2/62
FA FOR '87 • 4th YEAR



PRO: The past two seasons Robert Williams knocked down more passes (29) than any Cowboys defensive back. In 1989 he tied for the team lead with 10 passes defended even though he missed three games with a sprained left knee. He tied a career-high with 10 tackles in the season opener in New Orleans (9/10). Two weeks later against Washington (9/24) he suffered the knee injury. After returning to the lineup at Kansas City (10/22), Williams knocked down four passes against Phoenix (10/29) and three more against Washington (11/5). In his first season as a starter in 1988, Williams tied for the team lead in interceptions and finished second in passes defended with 19. He had a big day in the Cowboys' victory over Washington late in the year, knocking down four passes and setting up the winning touchdown with an interception. A running back in college, Williams went to training camp as a wide receiver after signing with Washington as a free agent in 1986. He was released before the season began. Dallas moved Williams to cornerback after signing him in 1987. The Cowboys released Williams on the final cut then re-signed him after two games. GAMES/STARTS: 1987 (11/3), 1988 (16/14), 1989 (13/11). Total — 40/28.

COLLEGE: Williams was used mainly as a receiver in passing situations at Baylor. In 1985 he rushed for 409 yards on 119 carries and caught 19 passes for 210 yards. He backed up Alfred Anderson, now with the Vikings, his first two seasons and current Cowboys teammate Ron Francis to begin his junior year in 1984.

PERSONAL: Robert Cole Williams was the football and track MVP at Ball High School in Galveston, TX, where he won the district high hurdles title as a senior. A business management major at Baylor, Robert donates his time to the March of Dimes in Dallas, speaks against drug abuse in Dallas and Galveston schools, and works with the Clown Ministries, which visit children's hospitals in the Dallas area. He has a son, Brandon (12/13/86).

WILLIAMS' COWBOYS TOTALS

Year	Tackles				Sacks	QB Press.	Passes Def.	For. Fum.
	Solo	Ast.	Tot.					
1987	21	5	26	0	-	2	0	
1988	50	10	60	0	-	19	0	
1989	50	20	70	0	1	10	0	
Totals	121	35	156	0	1	31	0	

Year	Opponents' Fumbles Recovered					Year	Interceptions				
	No.	Yds.	Avg.	Long	TD		No.	Yds.	Avg.	Long	TD
1987	1	0	0.0	0	0	1988	2	18	9.0	12	0



Mitch Willis

DEFENSIVE LINE • SMU
 HT: 6-8 • WT: 285 • BORN: 3/16/82
 FA FOR '90 • 5th YEAR



PRO: The Cowboys signed Mitch Willis as a free agent in the offseason to add experience to their young defensive line. Willis has been in the NFL since 1984, having played in 47 games in four active seasons. A seventh-round draft choice of the Los Angeles Raiders in 1984, Willis spent more than four years with the Raiders. A shoulder injury sidelined Mitch for his entire rookie year. In '85, after a month on injured reserve with a knee injury, he played in 11 games and had two sacks against the Rams on Dec. 23. Willis saw action in all 16 games in '86, including one start in the season finale against the Colts. He played in 10 games in '87 and was released by the Raiders after the fourth week of the '88 season. Mitch finished the year with Atlanta, playing in nine games as a reserve. He signed with the Colts as an unprotected free agent in '89 but suffered a torn muscle in his chest prior to the season. He spent half the season on the physically unable to perform list before being released. GAMES/STARTS: 1985 (11/0-Raid.), 1986 (16/1-Raid.), 1987 (10/0-Raid.), 1988 (1/0-Raid.; 9/0-Atl.). Total — 47/1.


COLLEGE: Willis was a four-year letterman at defensive tackle for SMU. As a senior he had 58 tackles, five sacks, eight tackles for losses and was selected to play in the East-West Shrine Game and Japan Bowl.

PERSONAL: Dallas native Otis Mitchell Willis attended Lamar High School in Arlington, TX. He was an all-state tight end, offensive tackle and defensive tackle as a senior. He also played basketball and threw the shot put. He received his degree from SMU in business administration and has trained with Merrill Lynch to become a stock broker. He and wife Cari live in Arlington and enjoy golfing and scuba diving.



Luis Zendejas

KICKER • ARIZONA STATE
 HT: 5-9 • WT: 179 • BORN: 10/22/61
 FA FOR '89 • 4th YEAR



PRO: Although it's not true Luis Zendejas needed binoculars to see the goal posts, the long distances from which he attempted field goals in 1989 did add a little eye strain. The average length of his field goal attempts last season was an NFC-high 38.3 yards. After making field goals of 32 and 29 yards against Phoenix (11/12) in his first game after returning to Dallas, Zendejas did not try a field goal from less than 41 yards the rest of the year. He still made three of his last four attempts, including two from 47 yards. The Cowboys re-signed Luis Zendejas on Nov. 7 after he was released by Philadelphia on Oct. 30. Against San Francisco (9/24) Zendejas tied a career-high by making all four of his field goal attempts. He was an important part of Philadelphia's NFC East championship team in 1988. After kicking in the first two games for Dallas while

ZENDEJAS, Cont.

Roger Ruzek was returning from a contract holdout, Zendejas was released and signed with the Eagles. He made eight straight field goals and 13 in a row from 40-yards or less. Against the Rams (11/6) he tied his career-long of 50 yards. The first time Zendejas made four field goals in an NFL game was against the Bears in the fog in the 1988 playoffs when he scored all of Philadelphia's points. Zendejas was originally signed as a free agent by Dallas in the spring of 1987. He was released in preseason then re-signed after the second week. In two games he made 3-of-4 field goals, including a career-long 50-yarder against Philadelphia at Texas Stadium. He was placed on injured reserve with an ankle injury following the season's sixth game and released three weeks later. Zendejas has made 77-of-78 extra point attempts, including the last 38 in a row. Zendejas played for the Arizona Outlaws of the USFL in 1985. GAMES/STARTS: 1987 (2/0), 1988 (2/0-Dall., 12/0-Phil.), 1989 (8/0-Phil., 7/0-Dall.). Total - 31/0 (Dallas-11/0).

COLLEGE: An honorable mention All-America four straight years at Arizona State, Zendejas finished his career second in NCAA history in career field goals with 72 and in career points with 368. He holds Sun Devils records for field goals (28) and points (112) in a season, setting both marks in 1983. Zendejas, who during one stretch made 75 straight extra points, kicked a career-long 55-yard field goal against Oregon State in 1982.

PERSONAL: Luis Fernando Zendejas grew up in Chino, CA, where he attended Don Lugo High School. He is the third of five brothers who are all kickers. Joaquin played for New England in 1983. Max was drafted by Dallas in 1986 and played for Green Bay and Washington. Allan kicked at Arizona State in 1989 and Alex played at Mesa College. His cousin, Tony, kicks for the Houston Oilers. Luis, who majored in Spanish education at Arizona State, served as a probation officer in Phoenix the past two springs. He also speaks against drugs in several cities in Mexico. He owns Zendejas Restaurant in Phoenix.

ZENDEJAS' USFL TOTALS							
Scoring							
Year	TD	PAT	FG	Pts.			
1985 (Ariz.)	0	36-41	24-33	108			
ZENDEJAS' NFL TOTALS							
Scoring							
Year	TD	PAT	FG	Pts.			
1987	0	10-10	3-4	19			
1988	0	4-4	1-3	7			
1988 (Phil.)	0	30-31	19-24	87			
1989 (Phil.)	0	23-23	9-15	50			
1989	0	10-10	5-9	25			
Totals	0	77-78	37-55	188			
Field Goal Accuracy							
Year	11-19	20-29	30-39	40-49	50+	Total	Pct.
1987	0-0	0-0	1-1	1-2	1-1	3-4	.750
1988	0-0	0-0	0-0	1-3	0-0	1-3	.333
1988 (Phil.)	2-2	6-6	7-9	3-4	1-3	19-24	.792
1989 (Phil.)	1-1	2-2	3-5	3-7	0-0	9-15	.600
1989	0-0	1-1	1-1	3-5	0-2	5-9	.556
Totals	3-3	9-9	12-16	11-21	2-6	37-55	.673
ZENDEJAS' SINGLE-GAME NFL HIGHS							
Regular Season				Playoffs			
Points — 14 (9/24/89 vs. SFO)				Points — 12 (12/31/88 @ Chic.)			
FGs — 4 (9/24/89 vs. SFO)				FGs — 4 (12/31/88 @ Chic.)			
Lg. — 50 (twc., 1st 11/6/88 vs. Rams)				Lg. — 42 (12/31/88 @ Chic.)			
PATs — 6 (9/24/89 @ Wash.)							



Jeff Zimmerman

GUARD • FLORIDA
 HT: 6-3 • WT: 313 • BORN: 1/10/65
 D-3 FOR '87 • 4th YEAR



PRO: After an injury-shortened 1988 season, Jeff Zimmerman bounced back into the Cowboys offensive line picture in 1989. A versatile lineman, he saw action at both guard and tackle, as well as the third tight end position in short yardage situations. Lining up at right tackle against the Giants (12/16), Zimmerman recorded his second NFL start. A shoulder injury limited his 1988 season to one game. The injury, originally suffered in training camp, sidelined Zimmerman five weeks. In the third week of the regular season he re-injured the shoulder, forcing him to undergo surgery that sidelined him for the rest of the season. Zimmerman saw a good deal of playing time at left guard his rookie year due to injuries to starter Nate Newton. He earned notice early in his career when he rendered Lawrence Taylor unconscious on a blitz in a victory at the New York Giants the second week of the season. "Zoom" registered his first NFL start at Philadelphia on Oct. 11. He possesses outstanding quickness and striking ability for a big man. GAMES/STARTS: 1987 (11/1), 1988 (1/0), 1989 (16/1). Total - 28/2.

COLLEGE: Zimmerman was a two-time All-America and the first player in University of Florida history to earn first-team All-America honors as an underclassman. He started for two years at guard before switching to tackle his senior year. He played in both the Senior Bowl and the Blue-Gray Classic in 1986. In 1984 Zimmerman was part of the Florida line billed as "The Great Wall," which included his future Cowboys teammate Crawford Ker.

PERSONAL: Jeffrey Alan Zimmerman grew up in Orlando, FL, where he was a PARADE All-America at Evans High School. He majored in physical education at Florida. Jeff enjoys fishing and boating.



Other Cowboys With Pro Experience

Lester Brinkley, a 6-6, 270-pound defensive end from Mississippi, was signed as a free agent by Pittsburgh last spring but released before the start of the regular season. A starter his final two seasons for Ole Miss, Brinkley recorded a team season-high 14 tackles against Arkansas in 1988. He attended Drew, TX, High School.

Willis Crockett, a 6-3, 221-pound linebacker from Georgia Tech, was a fifth-round draft pick by the Cowboys in 1989 but spent his rookie year on injured reserve with a knee injury suffered in training camp. An All-ACC pick, Crockett led the Yellow Jackets in quarterback pressures his senior year with 14, while leading a defense that finished 14th in the NCAA, seventh against the pass. Crockett took over the starting outside linebacker job following a 1985 season in which he had 47 tackles, two interceptions and earned freshman All-America honors. He attended Coffee County High School in Douglas, GA.

Jarrold Delaney, a 6-1, 205-pound wide receiver from TCU, spent the 1989 season on Minnesota's developmental roster. He caught four passes for 96 yards, including a 37-yarder against Washington, in preseason. A four-year starter for the Horned Frogs, Delaney earned second-team All-Southwest Conference honors in 1988. He attended James Madison High School in Houston, where he was an All-America football player and lettered in baseball, track and basketball.

Corris Ervin, a 5-11, 176-pound defensive back from Central Florida, joined the Cowboys' developmental roster on Nov. 21. He was originally drafted in the fifth round by Denver in 1988. He also went to training camp with the Broncos in 1989 and spent time on San Francisco's developmental roster before coming to Dallas. A first-team little All-America at Central Florida, Ervin was an all-state pick at Coral Springs, FL, High School.

Dave Franks, a 6-4, 290-pound guard from Connecticut, was drafted in the ninth round by Seattle in 1989. Franks earned first-team All-Yankee Conference and honorable mention All-America honors for the Huskies. Recruited out of high school as a tight end, Franks became a starting guard as a junior. He attended Sacred Heart High School in Waterbury, CT.

Charles Henry, a 6-4, 230-pound tight end from Miami, FL, spent most of last season on the Cowboys' developmental roster after signing Oct. 3. A rookie free agent with Raiders in 1988, Henry spent the year rehabilitating a college knee injury. He was released by the Raiders before 1989 season began. Henry caught 15 passes for 188 yards as a senior before suffering the knee injury in the eighth game at Miami. He starred at Northeast High School in St. Petersburg, FL.

Paul Jokisch, a 6-7, 248-pound tight end from Michigan, spent most of the 1989 season on Minnesota's developmental roster. Drafted as a wide receiver by San Francisco in 1987, Jokisch also went to training camp with the Rams in 1988. Jokisch, who started two seasons for the Wolverines basketball team, averaged 21.9 yards per catch as a senior. He earned All-America honors in basketball and football at Brother Rice High School in Birmingham, MI.

R.C. Mullin, a 6-6, 300-pound offensive tackle from Southwest Louisiana State, was a 10th-round draft pick by the L.A. Rams in 1988. Mullin injured his back in the final preseason game and spent his rookie year on injured reserve. He opened 1989 as the backup to All-Pro right tackle Jackie Slater but was slowed by an ankle injury and released on September 4. At S.W. Louisiana Mullin played a major role in an offense which averaged almost 200 yards rushing per game in 1986 and 1987. Mullin was named All-America at Lincoln High School in Port Arthur, TX.

Anthony Spears, a 6-5, 285-pound defensive tackle from Portland State, signed with Dallas as a Plan B free agent. He spent the 1989 regular season on the Houston Oilers developmental squad after joining the team as a rookie free agent. Spears was activated and played in the Oilers' wild card playoff loss to the Pittsburgh Steelers. A first-team college division All-America, Spears was chosen as the Western Football Conference defensive player of the year in 1988. He transferred from Diablo Valley Junior College in 1987. He attended Pittsburgh, CA, High School.

Mike Williams, a 5-10, 177-pound wide receiver from Northeastern, signed with Dallas as a Plan B free agent. He played in the final game of 1988 for Detroit after spending most of the season on the Lions' developmental roster. A 10th-round draft pick by the Rams last year, Williams was placed on injured reserve with a knee injury at the start of the season and later released. Williams averaged over 20 yards per catch on 82 career receptions for the Huskies. Mike attended John Jay High School in Goldens Bridge, NY.

1990 DRAFT CHOICES



Emmitt Smith

RUNNING BACK • FLORIDA

HT: 5-9 • WT: 199 • BORN: 5/15/69 • D-1 FOR '90



The Pensacola youth football team was playing a squad from Mobile in a meaningless game after the regular season was finished. The star running back was 12-year-old, 145-pound Emmitt Smith. Most of the players in the league were two years older, but now he was up against players who were 16 years old and weighed as much as 180 pounds. Smith was knocked around in the first half then came back and scored three touchdowns to lead his team to an 18-6 victory. Since those early days Smith has kept rolling along no matter what obstacle lies in his path.

At Escambia High School in Pensacola, FL, opponents would write his jersey number on tape and stick it to their uniform or helmet to remind them of their task that day. Smith still strung together four straight seasons of over 1,500 yards rushing to become the third all-time leading high school rusher in the country. He also led Escambia to two state titles and was named the National Player of the Year by PARADE Magazine.

He didn't break stride as he stepped onto the Florida campus. In his first start he set a school single-game rushing mark with 224 yards against conference powerhouse Alabama in Birmingham. Four games later in his seventh collegiate contest he surpassed the 1,000-yard rushing mark earlier than any player in the history of college football.

By the end of the year he was so highly regarded he became only the second freshman to finish in the top 10 in the Heisman Trophy balloting. Smith was named Freshman of the Year by UPI and The Sporting News and Most Valuable Player when Florida played Troy Aikman and the UCLA Bruins in the 1987 Aloha Bowl.

Smith missed only two games during his career at Florida. Late in the 1988 season a knee injury kept him out. He came back strong, and on his first carry against Illinois in the All-American Bowl he galloped 55 yards for a touchdown.

Last season may have been his steepest challenge. First he was playing behind an offensive line made up mostly of underclassmen who were first-year starters, then Florida's head coach resigned. The final blow came when the Gators' starting quarterback was suspended for the season the Monday before the New Mexico game. Once again Smith focused on his task and rushed for a school-record 316 yards and three touchdowns to carry Florida to a 27-21 win over the Lobos.

"You've got to remember that the university he played at had some problems late in his career," said Cowboys running backs coach Joe Brodsky. "They were not able to bring in enough talent on the offensive front so in his last year he was playing with a small deficiency up front and he didn't back down."

He finished the season with a school-record 1,599 yards rushing to become only the second Florida player to earn consensus All-America honors. In only three seasons he became the fifth leading all-time rusher in the Southeastern Conference and gained over 100 yards rushing in 24 of the 30 games he started. Smith finished his collegiate career with 58 school records and was the only

SMITH, Cont.

Florida player to earn first-team All-SEC honors his first three seasons. He had touchdown runs of over 65 yards in each of his collegiate seasons, including a 96-yarder against Mississippi State in 1988 that stands as the fourth longest run in SEC history.

Smith also led the Gators in receiving in two of the past three years and is only the second player in SEC history to rush for over 3,600 yards and catch over 50 passes.

The first running back taken in the first round by Dallas since Tony Dorsett was selected with the second pick overall in 1977, Smith admits to having Walter Payton as an idol but says his running style is not patterned after anybody.

"I run smart," Smith said. "I try not to run over anything. If I can avoid it, I will try to avoid it. I feel like the less contact I get the longer I'll last in this league."

One way he is similar to Dorsett is his ability to see every player on the field. "I can usually look at a defense and predict where the hole will be," said Smith, "regardless of where the play is called." In high school he'd share his insights with the fullback immediately before the ball was snapped.

Perhaps Smith's most valuable asset is his unselfishness. In high school when he went to meet the media after postseason games, he would bring along several teammates to share the spotlight.

"What pleased us most is that he's such a team player," said Gary Darnell, who served as Florida's head coach for the final seven games of 1989. "All his goals which have been accomplished have been through the team scheme."

Smith also showed top character off the field. While he was in high school he spoke against drugs at shopping malls in the Pensacola area. In 1986 he represented the nation's prep football players at the White House as part of the "Just Say No" anti-drug campaign. Most of his values come from his parents, Mary and Emmitt, Jr., who are active in the Pensacola community. His mother recently helped the city recognize and take action again drug problems in an area where the Smiths lived over a decade ago.

In the past eight NFL drafts, 12 Florida players have been selected in the first-round, including five running backs. Since 1983 Dallas has picked eight former Gators. Smith is the highest pick from Florida ever taken by the Cowboys, and he joins former Cowboys All-Pros Bob Lilly (1960s) and Duane Thomas (1970s) as the first pick of a new decade.

Emmitt J. Smith III has three brothers - Erik, Emory and Emil - and two sisters - Marsha and Connie. Erik is a freshman at Northwest Mississippi Junior College where he was redshirted in 1989, Emory is a sophomore running back at Escambia High School and Emil is involved in track.

SMITH'S FLORIDA TOTALS

Year	Rushing					Year	Receiving				
	No.	Yds.	Avg.	Long	TD		No.	Yds.	Avg.	Long	TD
1987	229	1341	5.9	661	13	1987	25	184	7.4	19	0
1988	187	988	5.3	961	9	1988	10	72	7.2	19	0
1989	284	1599	5.6	721	14	1989	21	207	9.9	29	1
Totals	700	3928	5.6	961	36	Totals	56	463	8.3	29	1

SMITH'S SINGLE-GAME HIGHS

Yards Rushing	— 316 vs. New Mexico, 10/21/89
Rushing Attempts	— 39@Alabama, 9/19/87
Long Rush	— 96t vs. Mississippi State, 9/24/88
TD's Rushing	— 3, 3 times, last vs. New Mexico, 10/21/89



Alex Wright

WIDE RECEIVER • AUBURN

HT: 5-11 • WT: 184 • BORN: 7/19/67 • D-2 FOR '90



Auburn Head Coach Pat Dye was watching high school tape of Alex Wright, not yet convinced he should offer the youngster a scholarship. Mainly a track athlete, Wright played only one season of football at Albany, GA, High School. Even though all three of Wright's catches in high school went for touchdowns, Dye needed something else to help his decision.

Then on the screen he saw Wright miss a tackle on the 11-yard line, get up and chase down the ball carrier at the opposite 11-yard line. This display of speed and effort tilted the balance and Wright achieved his goal of going to college. Suddenly the nights of studying and the seven-mile walks to football practice the summer before were worth it.

It was also worth it for Auburn as "Ace" Wright became the most dynamic wide receiver in school history and the first wide receiver taken in the 1990 NFL draft. One-out-of-five of his 56 collegiate catches went for touchdowns with an average distance of over 57 yards per score. Of his 11 touchdown catches, six were longer than 50 yards. While playing on teams that went 39-7-2 and played in four bowl games during his career, Wright set a school record for yards per catch in a career with a 23.6 average. He also scored four of the 12 times he handled the ball on reverses.

"He is a great athlete," said Auburn receivers coach Larry Blakeney. "But there is no telling how good he could be if he had played two or three years at wide receiver in high school."

In the season opener against Pacific last year, Wright set school single-game records with 263 yards receiving and an average of 52.6 yards per catch on five catches, including touchdowns grabs of 78, 73, 60 and 41 yards. Auburn's leading receiver in 1989, Wright also caught four passes for 129 yards and a touchdown against Tennessee and a career-high seven passes for 141 yards in the regular-season finale against Alabama.

Wright was a backup to Lawyer Tillman, who was drafted in the second round by Cleveland in 1989, prior to last season. In his first collegiate start Wright caught three passes for 108 yards, including a 75-yard touchdown, against Tennessee in 1988. He averaged 24.3 yards per reception in 13 collegiate starts.

Because he was deemed more valuable going forward than backward, Auburn coaches switched Wright to wide receiver after he spent a red-shirt season as a defensive back in 1985. His first catch as a collegian went for 33 yards against East Carolina in 1986.

Wright also excelled in track. In 1988 he won the Southeastern Conference title in both the 55-meter and the 200-meter dash and became only the second athlete in SEC history to be named All-America in three events (55-meters, 200 meters, 4 x 100 relay). His time of 6.18 in the 55-meter dash tied him with Bo Jackson as the sixth fastest sprinter in Auburn history.

The highest Auburn player ever drafted by the Cowboys, Wright is the highest wide receiver selected by the NFL from Auburn since Terry Beasley was taken with the 19th pick by San Francisco in 1972. Michael Irvin (11th pick, 1988), Mike Sherrard (21st, 1986) and Dennis Homan (3rd, 1968) are the only wide receivers ever selected higher by Dallas than Wright, who was taken with the

WRIGHT, *Cont.*

26th overall pick in the draft.

Wright earned his degree in adult education from Auburn.

WRIGHT'S AUBURN TOTALS											
Receiving						Rushing					
Year	No.	Yds.	Avg.	Long	TD	Year	No.	Yds.	Avg.	Long	TD
1986	5	78	15.6	33	0	1986	2	13	6.5	10	0
1987	9	249	27.7	511	3	1987	4	79	19.8	30	2
1988	12	279	23.3	75t	2	1988	3	23	7.7	13	1
1989	30	714	23.8	83t	6	1989	3	16	5.3	14	1
Totals	56	1320	23.6	83t	11	Totals	12	131	10.9	30	4


WRIGHT'S SINGLE-GAME HIGHS	
Receptions	— 7 vs. Alabama, 12/2/89
Receiving Yards	— 263 vs. Pacific, 9/9/89
Long Reception	— 83t @ Tennessee, 9/30/89
TDs Receiving	— 4 vs. Pacific, 9/9/89
Long Rush	— 30 vs. Mississippi State, 10/24/87



Jimmie Jones

DEFENSIVE TACKLE • MIAMI, FLA

HT: 6-4 • WT: 282 • BORN: 1/9/66 • D-3 FOR '90



For the first time since his early high school days, Jimmie Jones doesn't have to worry about taking time off from playing football to support his family. Twice in the past six seasons, Jones has had to jeopardize his future as a football player in order to earn money for the present.

In 1989 he missed spring workouts in order to valet park cars at a restaurant, which gave Cortez Kennedy, who was selected by Seattle with the third overall pick in the draft, the edge to start at right defensive tackle for the Hurricanes. Jones followed Kennedy as the second of nine players to be selected from Miami's national championship squad in this year's draft.

"When both (Kennedy and Jones) are playing at their best, they're comparable," said Cowboys Coach Jimmy Johnson, who coached both at Miami. "Had things worked out differently, it might have been Jimmie who was drafted third."

In fact, Jones started the final four games of 1988 ahead of Kennedy at right tackle and made eight tackles and two sacks in Miami's 23-3 win over Nebraska in the 1989 Orange Bowl, Johnson's final game as the Hurricanes' coach.

Even though he missed the spring workouts, Jones was listed as the starter when fall practices began in 1989. He fought back and despite sitting out three games due to a knee injury, by the final few games of the year he was rotating with Kennedy and Miami's outstanding junior defensive tackle Russell Maryland. They formed the core of a Hurricanes' unit that led the nation in scoring defense and total defense.

Jones missed his entire senior season at Okeechobee High School due to financial responsibilities. He worked during the off-season at a local pharmacy, eventually becoming assistant manager. His original high school coach allowed him to miss summer workouts. However, a new coach came in before his

JONES, *Cont.*

final season and implemented a new policy that forced Jones to miss his senior year. Wide receiver Reggie Rembert, who was drafted in the second round by the New York Jets this year, also had to sit out a season at Okeechobee due to the rule.

Cowboys defensive line coach Butch Davis, an assistant at Miami from 1984-88, was told about the standout defensive lineman and brought him to the Hurricanes after watching a film from Jones' junior season.

A red-shirt freshman in 1985, Jones tempted the Miami coaches to play him after he sacked Vinny Testaverde several times and made many tackles while working against the first offense as part of the scout team. "The first team just couldn't block him," said Davis.

After playing defensive end in 1986, Jones started the 1987 season opener at right tackle against Florida. The next week in practice he broke his hand but still managed to finish second on the Hurricanes in quarterback pressures to Daniel Stubbs, now his teammate at Dallas. He recorded a career-high 12 tackles against East Carolina his sophomore year. For the next three seasons Jones was a key part of a Miami team that went 34-2 and captured two national titles.

Including Jones, 17 Miami defensive linemen have been taken in the past eight NFL drafts, including nine in the first three rounds. In 1990 four Hurricanes defensive linemen were selected in the top 80 picks.

Jimmie majored in business at Miami. He and wife Regana have a daughter, Jimmeria.

JONES' MIAMI TOTALS

Year	Tackles			Tps.	Tackles		Quarterback Pressures	For. Fum.	Fum. Rec.
	Solo	Ast.	Tot.		For Loss				
1985	Redshirt-Freshman								
1986	19	20	— 39	4	6	N/A	0	0	
1987	21	43	— 64	4½	8	25	1	1	
1988	19	31	— 50	4	5	16	0	1	
1989	9	11	— 20	4	6	7	1	1	
Totals	105	68	— 173	16½	25	48	2	3	



Stan Smagala

CORNERBACK • NOTRE DAME
HT: 5-10 • WT: 184 • BORN: 4/6/68 • D-5 FOR '90



Early in his high school career Stan Smagala entertained little thought of receiving a scholarship to play football at a major college. Although a star running back at St. Laurence High School in the Chicago suburb of Burbank, IL, Smagala was small for a football player. Then his father enrolled him in a football camp held by Notre Dame the summer before his senior year. Stan tied the camp record for the fastest 40-yard dash and was eventually offered a scholarship to play cornerback for the Fighting Irish. His speed had overcome his size.

But due to his small size, few gave Smagala a chance to be a star at Notre Dame. He rushed for 300 yards and three touchdowns in a playoff game follow-

SMAGALA, Cont.

ing his senior year in high school but had never played defensive back, his new position.

As a freshman Smagala earned the Notre Dame coaches' attention when he leveled then-starting quarterback Steve Beuerlein during practice. The next year his 40-yard times rivalled those of former teammate and current L.A. Raiders speedster Tim Brown. Smagala earned a starting job and spent the next three seasons covering some of the nation's top receivers.

Because Notre Dame played one of the country's toughest schedules the past few years, Smagala was covering the likes of Andre Rison at Michigan State; Brian Blades, Michael Irvin and Brett Perriman at Miami; Reggie Rember at West Virginia; and Greg McMurtry at Michigan. Practices were no picnic either as he worked against Brown early in his career and Raghib "Rocket" Ismail more recently.

"I'm not intimidated by the NFL," said Smagala. "I've covered all the best receivers in college."

During his three seasons as a starter, Notre Dame went 31-5 and captured the national championship in 1988.

"He's gotten better every year," said Notre Dame defensive backs coach Chuck Heater. "He's a very physical player who plays with reckless abandon."

The second of three defensive backs drafted from Notre Dame in 1990, Smagala earned honorable mention All-America honors in 1988 and '89.

The highlight of his collegiate career came when the No. 1-ranked Irish dueled No. 2 Southern California in 1988. Late in the first half Smagala intercepted a pass at the Notre Dame 36 and returned it for a touchdown as the Irish won 27-10. Earlier that year against Pittsburgh, Smagala recovered a fumble in the Notre Dame endzone after Panthers' quarterback Darnell Dickerson fumbled on his way to a touchdown.

Smagala is the Cowboys' highest draft pick ever out of Notre Dame. Dallas selected him after trading five choices that were acquired from five different teams - Minnesota, Detroit, Seattle, Indianapolis and San Francisco.

Stanley Adam Smagala majored in business management at Notre Dame.

SMAGALA'S NOTRE DAME TOTALS


Year	Tackles			Passes		For. Fum.	Fum. Rec.
	Solo	Asst.	Tot.	Defensed	Interceptions		
1986	8	1	9	0	0	0	0
1987	23	12	35	3	1	0	2
1988	26	13	39	4	1	1	1
1989	30	15	45	6	0	0	1
Totals	87	41	128	13	2	1	4



Kenneth Gant

CORNERBACK • ALBANY STATE

HT: 5-11 • WT: 178 • BORN: 4/18/67 • D-9 FOR '90



Playing at tiny Albany State College in Georgia, Kenneth Gant received little recognition. Few could ignore his outstanding speed, however, and when it came time for the NFL draft, highly-touted Shannon Sharpe of Savannah State was the only Southern Intercollegiate Athletic Conference player taken ahead of Gant.

GANT, Cont.

In fact, Gant played one of his best games in 1989 with six tackles and an interception against Sharpe and the Tigers.

A four-year starter for the Golden Rams, Gant recorded 158 tackles, 14 interceptions, 17 passes defended and recovered four fumbles during his collegiate career. He also missed only one game in his stint at Albany State.

Gant not only picked off five passes to finish third in the conference in 1989, he averaged 23.2 yards per interception return, including one returned 46 yards for a touchdown against Morris Brown College. Gant also blocked a punt for a safety vs. West Virginia State. As a senior he earned second-team All-SIAC honors.

In 1988 he tallied a career-high seven tackles against Fort Valley State and was an honorable-mention All-SIAC pick.

The third player ever drafted by Dallas from Albany State, Gant is the highest selection from the school by the Cowboys since defensive end Frank Brown was picked in the eighth round in 1968. One of the most successful NFL players from the Southern Intercollegiate Athletic Conference is Rayfield Wright, a four-time All-Pro offensive tackle whom Dallas drafted in the seventh round from Fort Valley State in 1967.

Kenneth Gant majored in criminal justice at Albany State. He starred at Kathleen High School in Lakeland, FL.

GANT'S ALBANY STATE TOTALS

Year	Tackles			Passes		Interceptions	Fum. Rec.
	Solo	Ast.	Tot.	Defensed			
1986	9	6	15	1		3	0
1987	17	16	33	6		3	2
1988	28	27	55	4		3	1
1989	26	29	55	6		5	1
Totals	80	78	158	17		14	4



Dave Harper

LINEBACKER • HUMBOLDT STATE
HT: 6-1 • WT: 220 • BORN: 5/5/66 • D-11 FOR '90



Dave Harper established a couple of Humboldt State firsts the past year. In January he became the first player ever from the school to play in the East-West Shrine game. Now he is the first player Dallas has drafted from the NCAA Division II university located 275 miles north of San Francisco.

In addition, Harper became the first Humboldt State player to be drafted since wide receiver Mike Bettiga was taken in the 15th round by San Francisco in 1973. Harper is the highest draft pick from the school since offensive tackle Len Gotshalk was selected in the eighth round by Philadelphia in 1971.

"Dave was probably the best all-around athlete on the team," said Humboldt State Coach Mike Dolby. "He could play any position on both sides of the ball. He has exceptional speed and plays with great intensity."

Last season Harper set a school season-record with 125 tackles while playing full time at inside linebacker. A first-team All-Northern California Athletic Conference and third-team Division II All-America pick, Harper also led the Lumberjacks in tackles for a loss in 1989 with seven and was third on the club

HARPER, Cont.

in sacks with five.

As a junior Harper excelled as a running back and linebacker. On his way to second-team All-NCAC recognition, he rushed for a team season-high 114 yards, including a 44-yarder, against the University of California-Davis and recorded 20 tackles and an interception against Azusa Pacific. For good measure he averaged 23.5 yards on four kickoff returns.

Harper sat out the 1987 season after transferring from Weber State. He played two seasons at the College of the Redwoods, earning All-Golden Valley Conference honors in 1986.

David Douglas Harper was a standout running back at Eureka, CA, High School. He majored in physical education at Humboldt State.

HARPER'S HUMBOLDT STATE TOTALS

Year	Tackles			Tps.	Tackles For Loss		Interceptions
	Solo	Asst.	Tot.				
1988	39	35	74	0	2	2	
1989	56	69	125	5	7	0	
Totals	95	104	199	5	9	2	



Rookie Free Agents

Tom Huebner, a 6-6, 250-pound guard from Pittsburgh, is an outstanding blocker who started three games for the Panthers in 1989. Huebner, who recovered two fumbles on punt coverage in 1988, played tight end in college but was moved to guard after joining the Cowboys. Huebner also earned rave reviews as Pitt's long snapper the past three seasons. He attended North Hills High School in West View, PA.

Fred "Air" McNair, a 6-1, 220-pound quarterback from Alcorn State, finished fifth in NCAA Division I-AA in passing efficiency after completing 119-of-214 pass attempts for 1,898 yards, 14 touchdowns and five interceptions in 1989. The second-team All-Southwestern Athletic Conference pick led the league in total offense with 259.6 yards per game last year. McNair split time between wide receiver and quarterback in 1988 after catching 32 passes as a full-time wide receiver his freshman year. He attended Mt. Olive, MS, High School.

Curt Mull, a 6-5, 282-pound offensive tackle from Georgia, started the past three seasons at right tackle, helping clear the way for future NFL first-round draft picks Rodney Hampton and Tim Worley. In 1989 Mull was a second-team All-Southeastern Conference pick. He was rated as one of the top prospects in the nation after playing at Brantley High School in Longwood, FL.

Mark Warner, a 6-7, 290-pound offensive tackle from Canisius, earned third-team Division III All-America honors and was named to the ECAC upstate all-star team in 1989. Behind Warner, who started at left tackle the past two seasons, Canisius averaged 195.9 rushing yards per game last year, their best output in seven seasons. Warner started two seasons at Iowa Wesleyan before transferring to Canisius. He attended Meridian High School in Cato, NY.

Ken Willis, a 5-11, 190-pound placekicker from Kentucky, made 17-of-22 field goal attempts in 1989, including a career-long 50-yarder against North Carolina. The Wildcats' leading scorer the past two seasons, Willis made 5-of-6 field goal attempts from 40-yards or more last year. In four years at Kentucky he made 29-of-41 (70.8%) field goal attempts and 34-of-38 extra point attempts. Over 30 percent of Willis' kickoffs the past three years resulted in touchbacks. He starred as a placekicker and punter at Owensboro, KY, High School.



1990 Rookie and First-Year Roster

NAME	POS.	HGT.	WGT.	BIRTHDATE	NFL EXP.	COLLEGE	HOW ACQ.
Brinkley, Lester	DE	6-6	270	5/13/65	1	Mississippi	FA-'90
Burnice, Karl	T	6-8	317	12/16/67	1	Oregon Tech	FA-'90
Crockett, Willis	LB	6-3	221	8/25/66	1	Georgia Tech	D5b-'89
Delaney, Jarrod	WR	6-1	205	12/1/66	1	TCU	FA-'90
Ervin, Corris	DB	5-11	176	8/30/66	1	Central Fla.	FA-'90
Franks, Dave	G	6-4	290	2/7/66	1	Connecticut	FA-'90
Gant, Kenneth	CB	5-11	178	4/18/67	R	Albany St.	D9-'90
Harper, Dave	LB	6-1	220	5/5/66	R	Humboldt St.	D11-'90
Henry, Charles	TE	6-4	230	4/18/64	1	Miami, Fla.	FA-'90
Huebner, Tom	G	6-6	250	10/17/66	R	Pittsburgh	FA-'90
Jokisch, Paul	TE	6-7	248	1/4/64	1	Michigan	FA-'90
Jones, Jimmie	DT	6-4	284	1/9/66	R	Miami, Fla.	D3-'90
McNair, Fred	QB	6-1	220	12/11/68	R	Alcorn St.	FA-'90
Mull, Curt	T	6-5	282	9/17/67	R	Georgia	FA-'90
Mullin, R.C.	T	6-6	300	6/28/65	1	S.W. Louisiana	FA-'90
Smagala, Stan	CB	5-10	184	4/6/68	R	Notre Dame	D5-'90
Smith, Emmitt	RB	5-9	199	5/15/69	R	Florida	D1-'90
Spears, Anthony	DT	6-5	285	11/4/65	1	Portland State	PB(Hou)-'90
Stumon, Greg	LB	6-0	236	5/26/63	1	So. Arkansas	FA-'90
Warner, Mark	T	6-7	290	12/21/67	R	Canisius	FA-'90
Williams, Mike	WR	5-10	177	10/9/66	1	Northeastern	PB(Det)-'90
Willis, Ken	K	5-11	190	10/6/66	R	Kentucky	FA-'90
Wright, Alexander	WR	6-0	187	7/19/67	R	Auburn	D2-'90

Dallas Cowboys 1990 Veterans Roster

NO.	NAME	POS.	HGT.	WGT.	BIRTHDATE	NFL EXP.	COLLEGE	HOW ACC.
	Agee, Tommie	QB	6-0	218	2/22/64	3	Auburn	PB(KC)-'90
8	Aikman, Troy	RB	6-4	216	11/21/66	2	UCLA	D1-'89
36	Albritton, Vince	S	6-2	214	7/23/62	7	Washington	FA-'84
	Ankrom, Scott	DB	6-1	194	1/4/66	2	TCU	D12-'89
40	Bates, Bill	S	6-1	199	6/6/61	8	Tennessee	FA-'83
79	Broughton, Willie	DT	6-5	275	9/9/64	4	Miami, Fla.	FA-'89
75	Carter, Jon	DT	6-4	273	3/12/65	2	Pittsburgh	FA-'89
	Cheek, Louis	T	6-6	295	10/6/64	3	Texas A&M	PB(Mia)-'90
58	Cooks, Terrence	LB	6-0	230	10/25/66	2	Nicholls State	PB(NE)-'90
55	Del Rio, Jack	LB	6-4	236	4/4/63	6	Southern Cal.	W(KC)-'89
86	Dixon, James	WR	5-10	181	2/2/67	2	Houston	W(Det)-'89
32	Flagler, Terrence	RB	6-0	200	9/24/64	4	Clemson	T(SF)-'90
89	Folsom, Steve	TE	6-5	240	3/21/58	6	Utah	FA-'87
38	Francis, Ron	CB	5-9	186	4/7/64	4	Baylor	D2-'97
21	Gibson, Antonio	S	6-3	204	7/5/62	5	Cincinnati	PB(NO)-'90
66	Gogan, Kevin	T	6-7	309	11/2/64	4	Washington	D8-'87
60	Hamel, Dean	DT	6-3	276	7/7/61	6	Tulsa	T(Was)-'89
80	Harris, Rod	WR	5-10	183	11/14/66	2	Texas A&M	PB(NO)-'90
45	Hendrix, Manny	CB	5-10	186	10/20/64	5	Utah	FA-'86
30	Holt, Issiac	CB	6-2	202	10/4/62	6	Alcorn State	T(Min)-'89
20	Horton, Ray	S	5-11	187	4/12/60	8	Washington	PB(Cin)-'89
99	Howard, David	LB	6-2	230	12/8/61	6	Long Beach St.	T(Min)-'89
88	Irvin, Michael	WR	6-2	202	3/5/66	3	Miami, Fla.	D1-'88
77	Jeffcoat, Jim	DE	6-5	256	4/1/61	8	Arizona State	D1-'83
84	Jennings, Keith	TE	6-4	251	5/19/66	2	Clemson	D5a-'89
	Johnson, Greg	G-T	6-4	295	12/19/64	2	Oklahoma	PB(Mia)-'90
	Johnson, Steve	TE	6-6	245	6/22/65	2	Virginia Tech	FA-'90
91	Johnson, Walter	DE	6-0	260	11/13/63	4	Louisiana Tech	PB(NO)-'90
48	Johnston, Daryl	FB	6-2	234	2/10/66	2	Syracuse	D2-'89
26	Jones, Keith	RB	5-10	182	2/5/66	2	Nebraska	PB(Cle)-'90
68	Ker, Crawford	G	6-3	285	5/5/62	6	Florida	D3-'85
15	Laufenberg, Babe	QB	6-3	203	12/5/59	6	Indiana	FA-'89
44	Lee, Greg	DB	6-1	204	1/15/65	2	Arkansas St.	FA-'90
56	Lockhart, Eugene	LB	6-2	233	3/8/61	7	Houston	D6a-'84
83	Martin, Kelvin	WR	5-9	162	5/14/65	4	Boston College	D4-'87
85	McKinnon, Dennis	WR	6-1	185	8/22/61	7	Florida State	PB(Chi)-'90
61	Newton, Nate	G	6-3	318	12/20/61	5	Florida A&M	FA-'86
73	Noonan, Danny	DL	6-4	270	7/14/65	4	Nebraska	D1-'87
51	Norton, Ken	LB	6-2	234	9/29/66	3	UCLA	D2-'88
82	Novacek, Jay	TE	6-4	235	10/24/62	6	Wyoming	PB(Pho)-'90
	Robinson, Lybrant	DE	6-5	250	8/31/64	2	Delaware St.	PB(Was)-'90
39	Sargent, Broderick	FB	5-11	220	9/16/62	4	Baylor	FA-'89
4	Saxon, Mike	P	6-3	198	7/10/62	6	San Diego St.	FA-'85
35	Scott, Kevin	RB	5-9	177	10/24/63	3	Stanford	PB(SD)-'90
94	Shannon, Randy	LB	6-1	221	2/24/66	2	Miami, Fla.	D11-'89
87	Shepard, Derrick	WR	5-10	187	1/22/64	3	Oklahoma	W(NO)-'89
65	Staton, Tony	C-G	6-3	280	4/12/61	7	Southern Cal.	PB(Rams)-'90
	Smith, Timmy	RB	5-11	222	1/21/64	3	Texas Tech	FA-'90
57	Smith, Vinson	LB	6-2	230	7/3/65	2	East Carolina	PB(Pit)-'90
54	Solomon, Jesse	LB	6-0	235	11/4/63	5	Florida State	T(Min)-'89
70	Stepnoski, Mark	C-G	6-2	269	1/20/67	2	Pittsburgh	D3a-'89
96	Stubbs, Daniel	DE	6-4	260	1/3/65	3	Miami, Fla.	T(SF)-'90
25	Tautalatasi, Junior	RB	5-10	208	3/24/62	5	Washington St.	FA-'89
92	Tolbert, Tony	DE	6-6	250	12/29/67	2	Texas-EI Paso	D4-'89
71	Tuinei, Mark	T	6-5	286	3/31/60	8	Hawaii	FA-'83
95	Walen, Mark	DT	6-5	267	3/10/63	3	UCLA	D3-'86
3	Walsh, Steve	QB	6-2	200	12/1/66	2	Miami, Fla.	S1-'89
37	Washington, James	S	6-1	196	1/10/65	3	UCLA	PB(Rams)-'90
78	Widell, Dave	T	6-6	292	5/14/65	3	Boston College	D4-'88
23	Williams, Robert	CB	5-10	184	10/2/62	4	Baylor	FA-'87
98	Willis, Mitch	DL	6-8	285	3/16/62	5	SMU	FA-'90
6	Zendejas, Luis	K	5-9	179	10/22/61	4	Arizona State	FA-'89
76	Zimmerman, Jeff	G	6-3	313	1/10/65	4	Florida	D3-'87

Cowboys All-Time Roster

ASSISTANT COACHES

Alexander, Hubbard, 1988
 Allen, Ermal, 1962-83
 Armstrong, Neill, 1982-89
 Berry, Raymond, 1968
 Brodsky, Joe, 1989
 Campo, Dave, 1989
 Dahms, Tom, 1960-62
 Davis, Butch, 1989
 Dimancheff, Babe 1960-62
 Ditka, Mike, 1973-81
 Ecklund, Brad, 1960-63
 Erkenbeck, Jim, 1987-88
 Franklin, Bobby, 1968-72
 Gillman, Sid, 1972
 Hackett, Paul, 1986-88
 Hickey, Red, 1964
 Hughes, Ed, 1973-76
 Lavan, Al, 1980-88
 Lowry, Alan, 1982-89
 Mackovic, John, 1981-82
 Myers, Jim, 1962-86
 Nolan, Dick, 1962-67, 1982-89
 Reeves, Dan, 1970-80
 Renfro, Ray, 1968-72
 Rhome, Jerry, 1989
 Roy, Alvin, 1973-75
 Shofner, Jim, 1983-85
 Shula, Dave, 1989
 Solari, Mike, 1987-88
 Stallings, Gene, 1972-85
 Stautner, Ernie, 1966-88
 Tubbs, Jerry, 1966-88
 Wannstedt, Dave, 1989
 Ward, Bob, 1976-89
 Wise, Tony, 1989

PLAYERS

No.

21 Adams, David, RB, Arizona, 1987
 26 Adderley, Herb, CB, Michigan State, 1970-72
 23 Adkins, Margene, WR, Henderson J.C., 1970-71
 8 Aikman, Troy, QB, UCLA, 1989
 36 Albritton, Vince, S/LB, Washington, 1984-89
 87 Alexander, Ray, WR, Florida A&M, 1988-89
 31 Allen, Gary, RB, Hawaii, 1983-84
 19 Alworth, Lance, WR, Arkansas, 1971-72
 66 Andrie, George, DE, Marquette, 1962-72
 81 Ankrom, Scott, WR, Texas Christian, 1989
 10/35 Armstrong, Jimmy, DB, Appalachian State, 1987
 64 Arneson, Jim, C/G, Arizona, 1973-74
 75 Asher, Bob, T, Vanderbilt, 1970
 76 Aughtman, Dowe, OL, Auburn, 1984
 33 Babb, Gene, LB/RB, Austin College, 1960-61
 53 Babinecz, John, LB, Villanova, 1972-73
 66 Baker, Jesse, DE, Jacksonville State, 1986
 38 Baker, Sam, P/K, Oregon State, 1962-63
 62 Baldinger, Brian, OL, Duke, 1982-84, 1986-87
 87 Banks, Gordon, WR, Stanford, 1985-87
 80 Barksdale, Rod, WR, Arizona, 1987
 31 Barnes, Benny, DB, Stanford, 1972-82
 80 Barnes, Gary, WR, Clemson, 1963
 56 Barnes, Rodrigo, LB, Rice, 1973-74
 81 Bateman, Marv, P, Utah, 1972-74

40 Bates, Bill, S, Tennessee, 1983-89
 46 Baynham, Craig, RB, Georgia Tech, 1967-69
 11 Belden, Bob, QB, Notre Dame, 1969-70
 20 Berchic, Bob, S, Michigan State, 1960-61
 76 Bethea, Larry, DL, Michigan State, 1978-83
 36 Bielski, Dick, TE, Maryland, 1960-61
 44 Bishop, Don, CB, CCLA, 1960-65
 24 Blackwell, Alois, RB, Houston, 1978-79
 28 Blount, Alvin, RB, Maryland, 1987
 68 Boeke, Jim, T, Heidelberg, 1964-67
 87 Borden, Nate, DE, Indiana, 1960-61
 84 Borresen, Rich, TE, Northwestern, 1987
 51 Braatz, Tom, LB, Marquette, 1960
 77 Bradfute, Byron, T, Southern Mississippi, 1960-61
 1 Brady, Kerry, K, Hawaii, 1987
 53 Breunig, Bob, LB, Arizona State, 1975-84
 36 Brinson, Larry, RB, Florida, 1977-79
 77 Brock, Clyde, DT, Utah State, 1962-63
 99 Brooks, Kevin, DT, Michigan, 1985-88
 62 Brotzki, Bob, T, Syracuse, 1988
 79 Broughton, Willie, DT, Miami, Fla., 1989
 33 Brown, Eric, DB, Savannah State, 1989
 59 Brown, Guy, LB, Houston, 1977-82
 31 Brown, Otto, DB, Prairie View, 1969
 22 Bullocks, Amos, RB, Southern Illinois, 1962-64
 15/89/82 Burbage, Cornell, WR, Kentucky, 1987-89
 60 Burkett, Jackie, LB, Auburn, 1968-69
 73 Burnette, Dave, T, Central Arkansas, 1987
 57 Burton, Ron, LB, North Carolina, 1987-89
 22 Butler, Bill, S, Chattanooga, 1960

60 Caffey, Lee Roy, LB, Texas A&M, 1971
 52 Cannon, Billy, LB, Texas A&M, 1984
 59 Capone, Warren, LB, Louisiana State, 1975
 18 Carano, Glenn, DB, Nevada-Las Vegas, 1977-83
 17 Carmichael, Harold, WR, Southern, 1984
 10 Carrell, Duane, P, Florida State, 1974
 75 Carter, Jon, DT, Pittsburgh, 1989
 79 Cesario, Sal, G, Cal. Poly SLO, 1987
 85/89 Chandler, Thornton, TE, Alabama, 1986-89
 77 Cisowski, Steve, T, Santa Clara, 1987
 42 Clack, Darryl, RB, Arizona State, 1986-89
 83/17 Clark, Mike, K, Texas A&M, 1968-71, 1973
 73 Clark, Monte, T, Southern California, 1962
 37 Clark, Phil, DB, Northwestern, 1967-69
 82 Clarke, Frank, TE/W/R, Colorado, 1960-67
 47 Clinkscale, Dexter, S, South Carolina State, 1980, 1982-85
 59 Cobb, Garry, LB, Southern California, 1988-89
 63 Cole, Larry, DL, Hawaii, 1968-80
 41 Coleman, Anthony, DB, Baylor, 1987
 86 Coleman, Ralph, LB, No. Carolina A&T, 1972
 10 Collier, Reggie, QB, Southern Mississippi, 1986
 77 Colvin, Jim, DT, Houston, 1964-66
 31 Cone, Fred, K, Clemson, 1960
 54/53 Connelly, Mike, C, Utah State, 1960-67
 40 Conrad, Bobby Joe, WR, Texas A&M, 1969
 61 Cooper, Jim, OL, Temple, 1977-86
 85 Cornwell, Fred, TE, Southern California, 1984-85
 84 Cosbie, Doug, TE, Santa Clara, 1979-88
 44/81 Courville, Vince, WR, Rice, 1987
 85 Cronin, Gene, LB, Pacific, 1960
 62 Cvercko, Andy, G, Northwestern, 1961-62

T H E P L A Y E R S

- 47/21 Daniels, Dick, S. Pacific, Ore., 1966-68
 89 Davis, Donnie, WR, Southern, 1962
 57 Davis, Kyle, C. Oklahoma, 1975
 88 Davis, Sonny, LB, Baylor, 1961
 55 Del Rio, Jack, LB, Southern California, 1989
 55 DeOssie, Steve, LB, Boston College, 1984-88
 21 Dennison, Doug, RB, Kutztown State, 1974-78
 83 Deters, Harold, K. No. Carolina State, 1967
 26 Dial, Buddy, WR, Rice, 1964-66
 51 Dickerson, Anthony, LB, Southern Methodist, 1980-84
 71 Dickson, Paul, T, Baylor, 1960
 76 Diehl, John, DT, Virginia, 1965
 89 Ditka, Mike, TE, Pittsburgh, 1969-72
 86 Dixon, James, WR, Houston, 1989
 34 Doelling, Fred, S. Pennsylvania, 1960
 83 Donley, Doug, WR, Ohio State, 1981-84
 62 Donohue, Leon, G. Cal. State San Jose, 1965-67
 67 Donovan, Pat, T, Stanford, 1975-83
 83 Doran, Jim, WR, Iowa State, 1960-61
 33 Dorsett, Tony, RB, Pittsburgh, 1977-87
 34 Douglas, Merrill, RB, Utah, 1961
 30 Dowdle, Mike, RB/LB, Texas, 1960-62
 26 Downs, Michael, S. Rice, 1981-88
 86 Duckett, Kenny, WR, Wake Forest, 1985
 89 Dugan, Fred, WR, Dayton, 1960
 52 Dulban, Chris, LB, Texas, 1987
 37 Dunn, Perry Lee, RB, Mississippi, 1964-65
 45 Dupre, L.G., RB, Taylor, 1960-61
 89 DuPree, Billy Joe, TE, Michigan State, 1973-83
 78 Dutton, John, DL, Nebraska, 1979-86
 71 Dwyer, Mike, DT, Massachusetts, 1987
- 42 Easmon, Ricky, DB, Florida, 1985
 79/77 East, Ron, DT, Montana State, 1967-70
 52 Edwards, Dave, LB, Auburn, 1963-75
 81/87 Edwards, Kelvin, WR, Liberty, 1987-88
 52 Eldson, Jim, G/C, Mississippi State, 1976
 53 Elam, Onzy, LB, Tennessee State, 1989
- 63 Falls, Mike, G. Minnesota, 1960-61
 27 Fellows, Ron, CB, Missouri, 1981-86
 73 Fisher, Ray, T, Eastern Illinois, 1960
 62 Fitzgerald, John, C. Boston College, 1971-80
 55 Flaherty, Harry, LB, Holy Cross, 1987
 45 Flowers, Richmond, S. Tennessee, 1969-71
 80/83 Folkins, Lee, TE, Washington, 1962-64
 85 Folsom, Steve, TE, Utah, 1987-89
 80 Ford, Bernard, WR, Central Florida, 1989
 46 Fowler, Todd, FB, Stephen F. Austin, 1985-88
 38 Francis, Ron, CB, Baylor, 1987-89
 32 Franckhauser, Tom, CB, Purdue, 1960-61
 76 Frank, Bill, T, Colorado, 1964
 71 Frederick, Andy, T, New Mexico, 1977-81
 15 Fritsch, Toni, K. Vienna, Austria, 1971-73, 1975
 79 Frost, Ken, DT, Kentucky, 1961-62
 75 Fry, Bob, T, Kentucky, 1960-64
 84 Fugett, Jean, TE, Amherst, 1972-75
- 27 Gaechter, Mike, S. Oregon, 1962-69
 32 Garrison, Walt, RB, Oklahoma State, 1966-74
 80 Gay, Everett, WR, Texas, 1988
 35 Gent, Pete, WR/TE, Michigan State, 1964-68
 11 Gibbs, Sonny, QB, Texas Christian, 1963
 66 Gogan, Kevin, T, Washington, 1987-89
 76 Gonzaga, John, DE, 1960
- 83 Gonzalez, Leon, WR, Bethune, Cookman, 1985
 44 Gowdy, Cornell, DB, Morgan State, 1986
 71 Granger, Charlie, T, Southern, 1961
 28 Granger, Norm, RB, Iowa, 1984
 29/48 Green, Alex, CB, Indiana, 1987
 61 Green, Allen, P/K, Mississippi, 1961
 34 Green, Cornell, DB, Utah State, 1962-74
 79 Gregg, Forrest, G/T, Southern Methodist, 1971
 77 Gregory, Bill, DL, Wisconsin, 1971-77
 21 Gregory, Glynn, WR/DB, Southern Methodist, 1961-62
- 64 Grottkau, Bob, G. Oregon, 1961
 60 Guy, Buzz, G. Duke, 1960
- 64 Hagen, Halvor, C/G, Weber State, 1969-70
 60 Hamel, Dean, DT, Tulsa, 1989
 52 Hansen, Wayne, LB, Texas Wesleyan, 1960
 43 Harris, Cliff, S. Ouachita, 1970-79
 86 Harris, Duriel, WR, New Mexico State, 1984
 40 Harris, Jim, S. Oklahoma, 1961
 22 Hayes, Bob, WR, Florida A&M, 1965-74
 33 Hayes, Wendell, RB, Humboldt State, 1963
 27 Haynes, Tommy, S. Southern California, 1987
 56 Hays, Harold, LB, Southern Mississippi, 1963-67
 62/78 Healy, Don, DT, Maryland, 1960-61
 58 Hegman, Mike, LB, Tennessee State, 1976-88
 11 Heinrich, Don, QB, Washington, 1960
 56 Henderson, Thomas, LB, Langston, 1975-79
 58/50 Hendrickson, Steve, LB, California, 1989
 45 Hendrix, Manny, CB, Utah, 1986-89
 85 Hendrix, Tim, TE, Tennessee, 1987
 72 Herchman, Bill, DT, Texas Tech, 1960-61
 1 Herrera, Efren, K, UCLA, 1974, 1976-77
 21 Higgs, Mark, RB, Kentucky, 1988
 31 Hill, Bill, CB, Rutgers, 1987
 35 Hill, Calvin, RB, Yale, 1969-74
 25 Hill, Rod, CB, Kentucky State, 1982-83
 80 Hill, Tony, WR, Stanford, 1977-86
 14 Hogeboom, Gary, QB, Central Michigan, 1980-85
 23 Holloway, Johnny, CB, Kansas, 1986
 30 Holt, Issiac, CB, Alcorn State, 1989
 24 Homan, Dennis, WR, Alabama, 1968-70
 9 Hoopes, Mitch, P, Arizona, 1975
 20 Horton, Ray, S. Washington, 1989
 67 Houser, John, C/G, Redlands, 1960-61
 86 Houston, Bill, WR, Jackson State, 1974
 21 Howard, Carl, CB, Rutgers, 1984
 99 Howard, David, LB, Cal. St. Long Beach, 1989
 81 Howard, Percy, WR, Austin Peay, 1975
 87 Howard, Ron, TE, Seattle, 1974-75
 54 Howley, Chuck, LB, West Virginia, 1961-73
 81 Howton, Bill, WR, Rice, 1960-63
 51 Hoyem, Lynn, C/G, Cal. St. Long Beach, 1962-63
 42 Hughes, Randy, S. Oklahoma, 1975-80
 11 Humphrey, Buddy, QB, Baylor, 1961
 79 Hunt, John, G/T, Florida, 1984
 34 Hunter, Monty, S. Salem, 1982
 52/58 Hurd, Jeff, LB, Kansas State, 1987
 40 Hurt, Eric, CB, Cal. State San Jose, 1980
 66 Husmann, Ed, DT, Nebraska, 1960
 59 Hutcherson, Ken, LB, Livingston State, 1974
 57/55 Huther, Bruce, LB, New Hampshire, 1977-80, 1983
- 88 Irvin, Michael, WR, Miami, Fla., 1988-89
 60 Isbell, Joe Bob, G. Houston, 1962-65

THE PLAYERS

- 32 Jackson, Tim, S. Nebraska, 1989
 53 Jax, Garth, LB, Florida State, 1986-88
 77 Jeffcoat, Jim, DE, Arizona State, 1983-89
 84 Jennings, Keith, TE, Clemson, 1989
 37 Jensen, Jim, RB, Iowa, 1976
 86 Johnson, Butch, WR, Calif.-Riverside, 1976-83
 23 Johnson, Mike, CB, Kansas, 1966-69
 64 Johnson, Mitch, G, UCLA, 1965
 29 Johnson, Udra, RB, West Virginia, 1989
 91 Johnson, Walter, DT, Pittsburgh, 1987
 48 Johnston, Daryl, FB, Syracuse, 1989
 51 Jones, Dale, LB, Tennessee, 1987
 39 Jones, E.J., RB, Kansas, 1987
 72 Jones, Ed, DE, Tennessee State, 1974-78, 1980-89
 23 Jones, James, RB, Mississippi State, 1980-82, 1984-85
 55 Jordan, Lee Roy, LB, Alabama, 1963-76
 57 Keller, Mike, LB, Michigan, 1972
 68 Ker, Crawford, G, Florida, 1985-89
 60 Killian, Gene, G, Tennessee, 1974
 60 Kiner, Steve, LB, Tennessee, 1970
 57 King, Angelo, LB, South Carolina State, 1981-83
 73 Kitson, Syd, G, Wake Forest, 1984
 79 Klein, Dick, T, Iowa, 1960
 35 Kowalczyk, Walt, RB, Michigan State, 1960
 67 Kupp, Jake, G, Washington, 1964-65
 25 Kyle, Aaron, CB, Wyoming, 1976-79
 35 Laidlaw, Scott, RB, Stanford, 1975-79
 15 Laufenberg, Babe, QB, Indiana, 1989
 29 Lavette, Robert, RB, Georgia Tech, 1985-87
 66 Lawless, Burton, G, Florida, 1975-79
 14 LeBaron, Eddie, QB, Pacific, 1960-63
 50 Lewis, D. L., LB, Mississippi State, 1968, 1970-81
 23 Lewis, Woodley, WR, Oregon, 1960
 64/67 Lijja, George, C, Michigan, 1987
 74 Lilly, Bob, DL, Texas Christian, 1961-74
 97 Lilly, Kevin, DT, Tulsa, 1989
 72/64 Liscio, Tony, T, Tulsa, 1963-64, 1966-71
 20 Livingston, Bruce, DB, Arkansas Tech, 1987
 41 Livingston, Warren, CB, Arizona, 1961-66
 35 Lockett, J. W., RB, Central Oklahoma, 1961-62
 56 Lockhart, Eugene, LB, Houston, 1984-89
 25 Logan, Obert, S, Trinity, Tex., 1965-66
 56 Long, Bob, LB, UCLA, 1962
 19 Longley, Clint, QB, Abilene Christian, 1974-75
 18 Lothridge, Billy, P/QB, Georgia Tech, 1964
 47 Maegle, Dick, S, Rice, 1961
 51 Manders, Dave, C, Michigan State, 1964-66, 1968-74
 27 Manning, Wade, CB, Ohio State, 1979
 31 Marsh, Amos, RB, Oregon State, 1961-64
 79 Martin, Harvey, DE, East Texas State, 1973-83
 83 Martin, Kelvin, WR, Boston College, 1987-89
 25 Mathews, Ray, WR, Clemson, 1960
 70 McCreary, Bob, T, Wake Forest, 1961
 80 McDaniels, David, WR, Mississippi Valley, 1968
 14 McDonald, Paul, QB, Southern California, 1986-87
 25 McDonald, Tommy, WR, Oklahoma, 1964
 42 McIlhenny, Don, RB, Southern Methodist, 1960-61
 52 McLean, Scott, LB, Florida State, 1983
 35 McSwain, Chuck, RB, Clemson, 1983-84
 70 Memmelaar, Dale, G, Wyoming, 1962-63
 17 Meredith, Don, QB, Southern Methodist, 1960-68
 78 Meyers, John, DT, Washington, 1962-63
 3 Miller, Jim, P, Mississippi, 1983-84
 34 Mitchell, Aaron, CB, Nevada-Las Vegas, 1979-80
 23 Montgomery, Mike, RB/WR, Kansas State, 1972-73
 24 Mooty, Jim, CB, Arkansas, 1960
 37 Morgan, Dennis, RB, Western Illinois, 1974
 14 Morton, Craig, QB, California, 1965-74
 80 Murchison, Ola Lee, WR, Pacific, 1961
 73 Neely, Ralph, G/T, Oklahoma, 1965-77
 44 Newhouse, Robert, FB, Houston, 1972-83
 30 Newsome, Timmy, RB, Winston-Salem, 1980-88
 67/61 Newton, Nate, G, Florida A&M, 1986-89
 76 Niland, John, G, Iowa, 1966-74
 25 Nolan, Dick, S, Maryland, 1962
 73 Noonan, Danny, DL, Nebraska, 1987-89
 84 Norman, Pettis, TE, J. C. Smith, 1962-70
 25 Norton, Jerry, S, Southern Methodist, 1962
 51 Norton, Ken, LB, UCLA, 1988-89
 76 Nutting, Ed, T, Georgia Tech, 1963
 61 Nye, Blaine, G, Stanford, 1968-76
 62 Oswald, Paul, G, Kansas, 1988
 76 Otto, Bob, DL, Idaho State, 1986
 20 Overton, Jerry, S, Utah, 1963
 31 Owens, Billy, DB, Pittsburgh, 1988
 26 Palmer, Paul, RB, Temple, 1989
 21 Parks, Billy, WR, Cal. St. Long Beach, 1972
 56 Patera, Jack, LB, Oregon, 1960-61
 88 Pearson, Drew, WR, Tulsa, 1973-83
 26 Pearson, Preston, RB, Illinois, 1975-80
 16 Pelluer, Steve, QB, Washington, 1984-88
 59 Penn, Jesse, LB, Virginia Tech, 1985-87
 22 Peoples, George, RB, Auburn, 1982
 33 Percival, Mac, K, Texas Tech, 1967
 43 Perkins, Don, RB, New Mexico, 1961-68
 92 Perkins, Ray, DE, Virginia, 1987
 65 Petersen, Calvin, G, Missouri, 1980-85
 56 Peterson, Kurt, LB, UCLA, 1974-75
 81 Phillips, Kirk, WR, Tulsa, 1984
 33 Pinder, Cyril, RB, Illinois, 1973
 73 Ploeger, Kurt, DL, Gustavus Adolphus, 1986
 62 Polimboeuf, Lance, K, Southwest Louisiana, 1963
 97 Ponder, David, DT, Florida State, 1985
 86 Porterfield, Garry, DE, Tulsa, 1965
 81 Powe, Karl, WR, Alabama State, 1985-86
 75 Pozderac, Phil, T, Notre Dame, 1982-87
 75 Pugh, Jethro, DT, Elizabeth City, 1965-78
 61 Putnam, Duane, G, Pacific, 1960
 64 Rafferty, Tom, G/C, Penn State, 1976-89
 60 Randall, Tom, G, Iowa State, 1978
 88 Randle, Sonny, WR, Virginia, 1968
 82 Reece, Beasley, CB/WR, North Texas, 1976
 68 Reese, Guy, DT, Southern Methodist, 1962-63
 30 Reeves, Dan, RB/QB, South Carolina, 1965-72
 20 Renfro, Mel, DB/RB, Oregon, 1964-77
 82 Renfro, Mike, WR, Texas Christian, 1984-87
 19 Rentzel, Lance, WR, Oklahoma, 1967-70
 13 Rhome, Jerry, QB, Tulsa, 1965-68
 83 Richards, Golden, WR, Hawaii, 1973-78
 70 Richards, Howard, G/T, Missouri, 1981-86
 31 Richardson, Gloster, WR, Jackson State, 1971
 88 Ridgway, Colin, P/K, Lamar Tech, 1965
 42 Ridlon, Jim, S, Syracuse, 1963-64
 12 Roach, John, QB, Southern Methodist, 1964

T H E P L A Y E R S

- 45 **Robinson, Larry**, RB, Tennessee, 1973
 56 **Roe, Bill**, LB, Colorado, 1980
 50 **Rohrer, Jeff**, LB, Yale, 1982-87
 88 **Rucker, Reggie**, WR, Boston University, 1970-71
 9 **Ruzek, Roger**, K, Weber State, 1987-89
- 87 **Saldi, Jay**, TE, South Carolina, 1976-82
 85 **Salonen, Brian**, TE/LB, Montana, 1984-85
 70 **Sandeman, Bill**, DT, Pacific, 1966
 39 **Sargent, Broderick**, FB, Baylor, 1989
 8 **Sawyer, Buzz**, P, Baylor, 1987
 4 **Saxon, Mike**, P, Cal. State San Diego, 1985-89
 7 **Schaum, Greg**, DE, Michigan State, 1976
 65 **Schoenke, Ray**, T, Southern Methodist, 1963-64
 66 **Schultz, Chris**, T, Arizona, 1983, 1985
 47 **Scott, Chuck**, WR, Vanderbilt, 1987
 68 **Scott, Herb**, G, Virginia Union, 1975-84
 7 **Scott, Kevin**, RB, Stanford, 1989
 52 **Scott, Sean**, LB, Maryland, 1988
 22 **Scott, Victor**, DB, Colorado, 1984-88
 10 **Secules, Scott**, QB, Virginia, 1988
 88 **Sellers, Ron**, WR, Florida State, 1972
 1 **Septien, Rafael**, C, Southwest Louisiana, 1978-86
 94/53 **Shannon, Randy**, LB, Miami, Fla., 1989
 52 **Shaw, Robert**, C, Tennessee, 1979-81
 67 **Shearin, Joe**, C, Texas, 1987
 87 **Shepard, Derrick**, WR, Oklahoma, 1989
 86 **Sherer, Dave**, P, Southern Methodist, 1960
 66 **Sherrard, Mike**, WR, UCLA, 1986
 63 **Shields, Joe**, OL, Portland State, 1987
 46/25 **Shy, Les**, RB, Cal. St. Long Beach, 1966-69
 82 **Simmons, Cleo**, TE, Jackson State, 1983
 52 **Simmons, Dave**, LB, Georgia Tech, 1968
 53 **Simmons, Victor**, LB, Central State, Ohio, 1987
 60 **Smerek, Don**, DL, Nevada-Reno, 1981-87
 75/79 **Smith, Daryle**, T, Tennessee, 1987-88
 24 **Smith, J. D.**, RB, No. Carolina A&T, 1965-66
 81 **Smith, Jackie**, TE, Northwest Louisiana, 1978
 64 **Smith, Jim Ray**, G/T, Baylor, 1963-64
 67 **Smith, Sean**, DT, Grambling, 1989
 85 **Smith, Tody**, DL, Southern California, 1971-72
 86 **Smith, Waddell**, WR, Kansas, 1984
 18 **Snyder, Loren**, QB, Northern Colorado, 1987
 54 **Solomon, Jesse**, LB, Florida State, 1989
 46 **Solomon, Roland**, S, Utah, 1980
 80 **Spivey, Sebron**, WR, Southern Illinois, 1987
 55 **Spradlin, Danny**, LB, Tennessee, 1981-82
 20 **Springs, Ron**, RB, Ohio State, 1979-84
 65 **Stalls, Dave**, DE, Northern Colorado, 1977-79
 12 **Staubach, Roger**, QB, Navy, 1969-79
 81/82 **Steele, Robert**, WR, Northern Alabama, 1978
 79/77 **Stephens, Larry**, DE, Texas, 1963-67
 70 **Stepnoski, Mark**, G/C, Pittsburgh, 1989
 28 **Stewart, Curtis**, RB, Auburn, 1989
 40 **Stiger, Jim**, RB, Washington, 1963-65
 56 **Stincic, Tom**, LB, Michigan, 1969-71
 31 **Stokes, Sim**, WR, Northern Colorado, 1967
 82 **Stowe, Otto**, WR, Iowa State, 1973
 40 **Strayhorn, Les**, RB, East Carolina, 1973-74
 87 **Stynchula, Andy**, DE, Penn State, 1968
 51/57 **Swan, Russ**, LB, Virginia, 1987
 19 **Sweeney, Kevin**, QB, Cal. St. Fresno, 1987-88
- 33 **Thomas, Duane**, RB, West Texas State, 1970-71
 37 **Thomas, Ike**, CB, Bishop, 1971
 67 **Thompson, Broderick**, G, Kansas, 1985
 77 **Thornton, Bruce**, DL, Illinois, 1979-81
 32 **Thurman, Dennis**, DB, Southern California, 1978-85
 59 **Timmer, Kirk**, LB, Montana State, 1987
 98 **Tippins, Ken**, LB, Middle Tennessee St., 1989
 63 **Titensor, Glen**, G, Brigham Young, 1981-86, 1988
 62/92 **Tolbert, Tony**, DL, Texas-El Paso, 1989
 67 **Toomay, Pat**, DE, Vanderbilt, 1970-74
 71 **Townes, Willie**, DE, Tulsa, 1966-68
 87 **Truax, Billy**, TE, Louisiana State, 1971-73
 50 **Tubbs, Jerry**, LB, Oklahoma, 1960-67
 71 **Tuinei, Mark**, OT/DL, Hawaii, 1983-89
 57 **Turner, Jimmie**, LB, Presbyterian, 1984
- 30 **Van Raaphorst, K**, Ohio State, 1964
 11 **Villanueva, Danny**, PK, New Mexico State, 1965-67
- 95 **Walen, Mark**, DT, UCLA, 1987-88
 67 **Walker, Gary**, OL, Boston University, 1987
 34 **Walker, Herschel**, RB, Georgia, 1986-89
 57 **Walker, Louie**, LB, Colorado State, 1974
 57 **Walker, Malcolm**, C, Rice, 1966-69
 71 **Wallace, Rodney**, G/T, New Mexico, 1971-73
 24 **Walls, Everson**, CB, Grambling, 1981-89
 3 **Walsh, Steve**, QB, Miami, Fla., 1989
 59 **Walter, Mike**, LB, Oregon, 1983
 78 **Walton, Bruce**, G, UCLA, 1973-75
 5 **Warren, John**, P, Tennessee, 1983-84
 46 **Washington, Mark**, CB, Morgan State, 1970-78
 41 **Waters, Charlie**, DB, Clemson, 1970-78, 1980-81
 94 **Watts, Randy**, DE, Catawba, 1987
 33 **Wayt, Russell**, LB, Rice, 1965
 42 **Welch, Claxton**, RB, Oregon, 1969-71
 66 **Wells, Norm**, G, Northwestern, 1980
 65 **Westberry, Gary**, C, Hampton, 1987
 65/70 **White, Bob**, OL, Rhode Island, 1987-89
 11 **White, Danny**, QB/P, Arizona State, 1976-88
 37 **White, Gerald**, FB, Michigan, 1987
 54 **White, Randy**, DT/LB, Maryland, 1975-88
 42 **Whitfield, A.D.**, RB, North Texas, 1965
 53 **Whittingham, Fred**, LB, Cal. Poly SLO, 1969
 12/10 **Widby, Ron**, P, Tennessee, 1968-71
 78 **Widell, Dave**, T, Boston College, 1988-89
 65 **Wilbur, John**, T, Stanford, 1966-69
 36 **Williams, Joe**, RB, Wyoming, 1971
 38 **Williams, John**, FB, Wisconsin, 1985
 23 **Williams, Robert**, CB, Baylor, 1987-89
 81/45 **Wilson, Steve**, WR/CB, Howard, 1979-81
 84 **Wisener, Gary**, WR, Baylor, 1960
 45 **Woolsey, Rolly**, DB, Boise State, 1975
 15 **Wright, Brad**, QB, New Mexico, 1982
 41 **Wright, Charles**, DB, Tulsa, 1988
 85/70 **Wright, Rayfield**, TE/T, Fort Valley State, 1967-79
 73 **Wright, Steve**, T, Northern Iowa, 1981-82
- 78 **Youmans, Maury**, DE, Syracuse, 1964-65
 30 **Young, Charles**, RB, No. Carolina State, 1974-76
- 6 **Zendejas, Luis**, K, Arizona State, 1987-89
 62 **Zentic, Mike**, C, Oklahoma State, 1987
 76 **Zimmerman, Jeff**, G, Florida, 1987-89

Cowboys Honors

PRO BOWL

- 1960 — Jim Doran, WR (1st appearance).
 1961 — Dick Bielski, TE (1); Don Perkins, RB (1).
 1962 — Don Bishop, CB (1); Eddie LeBaron, QB (1); Bob Lilly, DE (1); Don Perkins, RB (2); Jerry Tubbs, LB (1).
 1963 — Sam Baker, K (1); Lee Folkins, TE (1); Don Perkins, RB (3).
 1964 — Bob Lilly, DT (2); Mel Renfro, S (1).
 1965 — Cornell Green, CB (1); Mel Renfro, S (2); Chuck Howley, LB (1); George Andrie, DE (1); Bob Lilly, DT (3); Bob Hayes, WR (1).
 1966 — George Andrie, DE (2); Cornell Green, CB (2); Bob Hayes, WR (2); Chuck Howley, LB (2); Bob Lilly, DT (4); Dave Manders, C (1); Don Meredith, QB (1); Don Perkins, RB (4); Mel Renfro, S (3).
 1967 — George Andrie, DE (3); Cornell Green, CB (3); Bob Hayes, WR (3); Chuck Howley, LB (3); Lee Roy Jordan, LB (1); Bob Lilly, DT (5); Ralph Neely, T (1); Don Perkins, RB (5); Mel Renfro, S (4).
 1968 — George Andrie, DE (4); Chuck Howley, LB (4); Lee Roy Jordan, LB (2); Bob Lilly, DT (6); Don Meredith, QB (2); John Niland, G (1); Don Perkins, RB (6); Mel Renfro, S (5).
 1969 — George Andrie, DE (5); Calvin Hill, RB (1); Chuck Howley, LB (5); Lee Roy Jordan, LB (3); Bob Lilly, DT (7); Ralph Neely, T (2); John Niland, G (2); Mel Renfro, S (6).
 1970 — Bob Lilly, DT (8); John Niland, G (3); Mel Renfro, CB (7).
 1971 — Bob Lilly, DT (9); John Niland, G (4); Mel Renfro, CB (8); Cornell Green, S (4); Rayfield Wright, T (1); Roger Staubach, QB (1); Ron Widby, P (1); Chuck Howley, LB (6); Duane Thomas (1, injured).
 1972 — Bob Lilly, DT (10, injured); Mel Renfro, CB (9); Cornell Green, S (5); John Niland, G (5); Calvin Hill, RB (2); Rayfield Wright, T (2); Walt Garrison, RB (1).
 1973 — Mel Renfro, CB (10); John Niland, G (6); Rayfield Wright, T (3); Bob Lilly, DT (11, injured); Lee Roy Jordan, LB (4, injured); Calvin Hill, RB (3, injured).
 1974 — Lee Roy Jordan, LB (5); Rayfield Wright, T (4); Calvin Hill, RB (4); Cliff Harris, S (1); Blaine Nye, G (1); Drew Pearson, WR (1).
 1975 — Cliff Harris, S (2); Rayfield Wright, T (5).
 1976 — Billy Joe DuPree, TE (1); Cliff Harris, S (3); Harvey Martin, DE (1); Blaine Nye, G (2); Drew Pearson, WR (2); Roger Staubach, QB (2); Charlie Waters, S (1); Rayfield Wright, T (6).
 1977 — Billy Joe DuPree, TE (2); Cliff Harris, S (4); Efen Herrera, K (1); Harvey Martin, DE (2); Drew Pearson, WR (3); Roger Staubach, QB (3, injured); Charlie Waters, S (2); Randy White, DT (1).
 1978 — Tony Dorsett, RB (1); Billy Joe DuPree, TE (3); Cliff Harris, S (5); Thomas Henderson, LB (1); Tony Hill, WR (1); Harvey Martin, DE (3, injured); Roger Staubach, QB (4); Charlie Waters, S (3); Randy White, DT (2, injured).
 1979 — Bob Breunig, LB (1); Pat Donovan, T (1); Cliff Harris, S (6); Tony Hill WR (2); Harvey Martin, DE (4); Herbert Scott, G (1); Roger Staubach, QB (5); Randy White, DT (3).
 1980 — Bob Breunig, LB (2); Pat Donovan, T (2); Herbert Scott, G (2); Randy White, DT (4).
 1981 — Tony Dorsett, RB (2); Pat Donovan, T (3); Ed Jones, DE (1); Herbert Scott, G (3); Rafael Septien, K (1); Everson Walls, CB (1); Randy White, DT (5).
 1982 — Bob Breunig, LB (3); Pat Donovan, T (4); Tony Dorsett, RB (3); Ed Jones, DE (2); Everson Walls, CB (2); Danny White, QB (1); Randy White, DT (6).
 1983 — Doug Cosbie, TE (1); Tony Dorsett, RB (4); Ed Jones, DE (3); Everson Walls, CB (3); Randy White, DT (7).
 1984 — Bill Bates, S (1); Doug Cosbie, TE (2); Randy White, DT (8).
 1985 — Doug Cosbie, TE (3); Tony Hill, WR (3); Everson Walls, CB (4); Randy White, DT (9).
 1987 — Herschel Walker, RB (1).
 1988 — Herschel Walker, RB (2).

ALL-PRO

- 1962 — Don Perkins, RB (1), (AP, NEA); Jerry Tubbs, LB (1), (Sporting News).
 1963 — Chuck Howley, LB (1), (Sporting News).
 1964 — Frank Clarke, TE-WR (1), (AP); Bob Lilly, DT (1), (AP, UPI, NEA); Jim Ridlon, DB (1), (Sporting News).
 1965 — Bob Lilly, DT (2), (AP, UPI, NEA, Sporting News); Mel Renfro, S (1), (NEA, Sporting News); Bob Hayes, WR (1), (Sporting News).

- 1966 — Bob Hayes, WR (2), (AP, UPI, NEA, Sporting News); Bob Lilly, DT (3), (AP, UPI, NEA, Sporting News); Chuck Howley, LB (2), (AP, UPI, NEA); Cornell Green, CB (1), (AP, NEA, Sporting News); Dan Reeves, RB (1), (Sporting News); Ralph Neely, T(1), (Sporting News); Lee Roy Jordan, LB (1), (Sporting News).
- 1967 — George Andrie, DE (1), (Sporting News); Cornell Green CB (2), (NEA, UPI, AP, Sporting News); Bob Hayes, WR (3), (Sporting News); Chuck Howley, LB (3), (AP, Sporting News); Bob Lilly, DT (4), (NEA, UPI, AP, Sporting News); Ralph Neely, T (2), (UPI, AP, Sporting News); Mel Renfro, S (2), (Sporting News).
- 1968 — Cornell Green, CB (3), (NEA); Bob Hayes, WR (4), (AP); Chuck Howley, LB (4), (AP, NEA); Bob Lilly, DT (5), (AP, UPI, NEA); Ralph Neely, T (3), (AP, UPI, NEA).
- 1969 — Cornell Green, CB (4), (UPI); Calvin Hill, RB (1), (AP, UPI); Chuck Howley, LB (5), (AP, UPI, NEA); Bob Lilly, DT (6), (AP, NEA); Ralph Neely, T (4), (AP, UPI, NEA); John Niland, G (1), (AP); Mel Renfro, S (3), (NEA).
- 1970 — Chuck Howley, LB (6), (PFWA, AP).
- 1971 — Bob Lilly, DT (7), (AP, PFWA, NEA); Mel Renfro, CB (4), (NEA); John Niland, G (2), (AP, PFWA); Rayfield Wright, T (1), (AP, PFWA).
- 1972 — Rayfield Wright, T (2), (PFWA, AP, UPI, NEA); John Niland, G (3), (AP); Blaine Nye, G (1), (NEA).
- 1973 — Mel Renfro, CB (5); (NEA, PFWA); Rayfield Wright, T (3), (AP, PFWA); Lee Roy Jordan, LB (2), (NEA, PFWA); Calvin Hill, RB (2), (PFWA).
- 1974 — Drew Pearson, WR (1), (AP, PFWA).
- 1975 — Cliff Harris, S (1), (NEA); Rayfield Wright, T (4), (NEA).
- 1976 — Cliff Harris, S (2), (AP, NEA, PFWA); Drew Pearson, WR (2), (AP, PFWA).
- 1977 — Cliff Harris, S (3); (AP, NEA, PFWA); Efren Herrera, K (1), (AP, NEA, PFWA); Harvey Martin, DE (1), (AP, NEA, PFWA); Drew Pearson, WR (3), (AP, NEA, PFWA); Charlie Waters, S (1), (PFWA).
- 1978 — Cliff Harris, S (4), (AP, PFWA); Charlie Waters, S (2), (NEA, PFWA); Randy White, DT (1), (AP, NEA, PFWA).
- 1979 — Randy White, DT (2), (AP, NEA, PFWA).
- 1980 — Herbert Scott, G (1), (AP, NEA); Randy White, DT (3), (NEA, PFWA).
- 1981 — Tony Dorsett, RB (1), (AP, NEA, PFWA); Ed Jones, DT (1), (NEA); Herbert Scott, G (2), (AP); Rafael Septien, K (1), (AP, PFWA); Randy White, DT (4), (AP, NEA, PFWA).
- 1982 — Ed Jones, DE (2), (AP); Everson Walls, CB (1), (PFWA); Randy White, DT (5), (AP, PFWA, NEA).
- 1983 — Everson Walls, CB (2), (AP); Randy White, DT (6), (AP, PFWA).
- 1984 — Michael Downs, S (1), (PFWA); Randy White, DT (7), (AP, NEA, PFWA).
- 1985 — Everson Walls, CB (3), (PFWA); Randy White, DT (8), (AP, NEA).
- 1989 — Eugene Lockhart, LB (1), (Sporting News).

COWBOYS ALL-TIME COLLEGE ROSTER

Abilene Christian 1; Alabama 3; Alabama State 1; Alcorn State 1; Amherst 1; Appalachian State 1; Arizona 6; Arizona State 5; Arkansas 2; Arkansas Tech 1; Auburn 5; Austin College 1; Austin Peay 1; Baylor 10; Bethune-Cookman 1; Bishop 1; Boise State 1; Boston College 5; Boston University 2; Brigham Young 1; Cal Poly SLO 1; Cal. St. Long Beach 4; Cal. St. Fresno 1; Cal. St. San Diego 1; Cal. St. San Jose 2; Calif.-Riverside 1; California 2; Catawba 1; CCLA 1; Central Arkansas 1; Central Florida 1; Central Michigan 1; Central Oklahoma 1; Central State, Ohio 1; Chattanooga 1; Clemson 6; Colorado 4; Colorado State 1; Dayton 1; Duke 2; East Carolina 1; East Texas State 1; Eastern Illinois 1; Elizabeth City 1; Florida 6; Florida A&M 3; Florida State 6; Fort Valley State 1;

Georgia 1; Georgia Tech 5; Grambling 2; Gustavus Adolphus 1; Hampton 1; Hawaii 5; Heidelberg 1; Henderson J.C. 1; Holy Cross 1; Houston 7; Howard 1; Humboldt State 1; Idaho State 1; Illinois 3; Indiana 3; Iowa 4; Iowa State 3; J.C. Smith 1; Jackson State 3; Jacksonville State 1; Kansas 6; Kansas State 2; Kentucky 4; Kentucky State 2; Kutztown State 1; Lamar Tech 1; Langston 1; Liberty 1; Livingston State 1; Louisiana State 2; Marquette 2; Maryland 6; Massachusetts 1; Miami, Fla. 4; Michigan 5; Michigan State 8; Middle Tennessee State 1; Minnesota 1; Mississippi 3; Mississippi State 3; Mississippi Valley 1; Missouri 3; Montana 1; Montana State 2; Morgan State 2; Navy 1; Nebraska 4; Nevada-Las Vegas 2; Nevada-Reno 1; New Hampshire 1; New Mexico 4; New Mexico State 2; North Carolina 1; North Carolina A&T 2; North Carolina State 2; North Texas 2;

Northern Alabama 1; Northern Colorado 3; Northern Iowa 1; Northwest Louisiana 1; Northwestern 4; Notre Dame 2; Ohio State 4; Oklahoma 8; Oklahoma State 2; Oregon 7; Oregon State 2; Ouachita 1; Pacific 5; Pacific, Ore. 1; Penn State 2; Pennsylvania 1; Pittsburgh 6; Portland State 1; Prairie View 1; Presbyterian 1; Purdue 1; Redlands 1; Rhode Island 1; Rice 8; Rutgers 2; Salem 1; Santa Clara 2; Savannah State 1; Seattle 1; South Carolina 2; South Carolina State 2; Southern 3; Southern California 8; Southern Illinois 2; Southern Methodist 10;

Southern Mississippi 3; Southwest Louisiana 2; Stanford 8; Stephen F. Austin 1; Syracuse 4; Taylor 1; Temple 2; Tennessee 12; Tennessee State 3; Texas 6; Texas A&M 4; Texas Christian 4; Texas Tech 2; Texas Wesleyan 1; Texas-El Paso 1; Trinity, Tex. 1; Tulsa 9; UCLA 9; Utah 6; Utah State 3; Vanderbilt 3; Vienna, Austria 1; Villanova 1; Virginia 5; Virginia Tech 1; Virginia Union 1; Wake Forest 3; Washington 9; Washington State 1; Weber State 2; West Texas State 1; West Virginia 2; Western Illinois 1; Winston-Salem 1; Wisconsin 2; Wyoming 3; Yale 2.

Cowboys All-Time Draft

1961

(Drafted 2nd)

1. **(A) NO CHOICE**
Choice traded along with sixth choice to Washington for ED-DIE LeBARON.
1. **(B) BOB LILLY**
DT, TCU, 6-5, 242 - Choice from Cleveland for first round pick in 1962.
2. **E.J. HOLUB**
LB, Texas Tech, 6-4, 218 (went to AFL).
3. **STEW BARBER**
G, Penn State, 6-3, 230 (went to AFL).
4. **SONNY DAVIS**
WR, Baylor, 6-2, 210.
5. **NO CHOICE**
Choice traded to San Francisco for GENE BABB.
6. **NO CHOICE**
Choice traded, along with first choice, to Washington for LeBARON.
7. **ART GILMORE**
HB, Oregon State, 6-0, 200.
8. **DON TALBERT***
T, Texas, 6-5, 220.
9. **GLYNN GREGORY**
HB, SMU, 6-2, 195.
10. **NO CHOICE**
Choice traded to Green Bay for FRED CONE.
11. **NORRIS STEVENSON**
HB, Missouri, 6-1, 205.
12. **LOWNDES SHINGLER**
QB, Clemson, 6-1, 205.
13. **DON GOODMAN**
HB, Florida, 6-0, 200.
14. **BILL SHAW**
G, Georgia Tech, 6-3, 222 (went to AFL).
15. **JULIUS VARNADO**
T, San Francisco State, 6-4, 220, (went to AFL).
16. **JERRY STEFFEN**
HB, Colorado, 6-0, 190.
17. **EVERETT CLOUD**
HB, Maryland, 6-0, 190.
18. **RANDY WILLIAMS**
HB, Indiana, 6-3, 208.
19. **LYNN HOYEM***
C, Long Beach State, 6-4, 225.
20. **JERRY MORGAN**
QB, Iowa State, 6-3, 195.

1962

(Drafted 4th)

1. **NO CHOICE**
Choice traded to Cleveland for first round pick in 1961 when Cowboys picked BOB LILLY.
2. **SONNY GIBBS***
QB, TCU, 6-7, 225.
3. **(A) NO CHOICE**
Choice to Chicago for DON MEREDITH.
3. **(B) BOBBY PLUMMER**
G, TCU, 6-2, 235 - Choice from Cleveland for DUANE PUTNAM.
4. **NO CHOICE**
Choice to San Francisco for BILL HERCHMAN.
5. **NO CHOICE**
Choice to Los Angeles for JIMMY HARRIS.
6. **(A) DONNIE DAVIS**
TE, Southern University, 6-2, 235.
6. **(B) GEORGE ANDRIE**
DE, Marquette, 6-7, 247 - Choice and ALLEN GREEN from New York for FRED DUGAN.
7. **NO CHOICE**
Choice to Los Angeles for JOHN HOUSER.
8. **KEN TUREAUD**
RB, Michigan, 6-1, 198.
9. **NO CHOICE**
Choice to Baltimore for DON PERKINS.
10. **JOHN M. LONGMEYER**
G, Southern Illinois, 6-3, 230.
11. **LARRY HUDAS**
WR, Michigan St., 6-4, 208.
12. **NO CHOICE**
Choice to Green Bay for STEVE MEILINGER.
13. **ROBERT MOSES**
TE, Texas, 6-3, 211.
14. **HAROLD HAYS***
G, Southern Mississippi, 6-3, 218.
15. **GUY REESE**
T, SMU, 6-5, 238.
16. **ROBERT JOHNSTON**
T, Rice, 6-4, 215.
17. **RAY JACOBS**
DT, Howard Payne, 6-3, 265 (went to AFL).
18. **DAVE CLOUTIER***
RB, Maine, 6-0, 195 (went to AFL).

19. PAUL HOLMES

T, Georgia, 6-5, 220.

20. AMOS BULLOCKS

RB, Southern Illinois, 6-1, 197.

1963

(Drafted 6th)

1. **LEE ROY JORDAN**
LB, Alabama, 6-2, 210.
2. **NO CHOICE**
Choice traded, along with ninth choice, to Chicago for CHUCK HOWLEY.
3. **JIM PRICE**
LB, Auburn, 6-3, 225.
4. **WHALEY HALL***
G, Mississippi, 6-3, 230.
5. **NO CHOICE**
Choice traded to New York for DICK NOLAN.
6. **NO CHOICE**
Choice traded to Green Bay for JOHN SUTRO.
7. **MARV CLOTHIER**
G, Kansas, 6-4, 220.
8. **NO CHOICE**
Choice traded to Green Bay for LEE FOLKINS.
9. **NO CHOICE**
Choice traded to Chicago.
10. **ROD SCHEYER**
T, Washington, 6-2, 220.
11. **RAY SCHOENKE**
C, SMU, 6-3, 225.
12. **BILL PERKINS**
FB, Iowa, 6-2, 218.
13. **PAUL WICKER***
T, Fresno State, 6-5, 248.
14. **LOU CIOCI**
LB, Boston College, 6-2, 225.
15. **JERRY OVERTON**
WR, Utah, 6-2, 192.
16. **DENNIS GOLDEN**
T, Holy Cross, 6-4, 235.
17. **ERNEST PARKS***
G, McMurry, 6-4, 230 (went to AFL).
18. **BILL FRANK**
T, Colorado, 6-4, 250.
19. **JIM STIGER**
RB, Washington, 5-11, 195.
20. **TOMMY LUCAS**
TE, Texas, 6-3, 218.

1964

(Drafted 4th)

1. **SCOTT APPLETON**
DT, Texas, 6-3, 240.

2. **MEL RENFRO**
DB, Oregon, 6-0, 195.
3. **NO CHOICE**
Choice traded to Los Angeles for BOB LONG and JOHN MEYERS.
4. **PERRY LEE DUNN**
DB, Mississippi, 6-2, 205.
5. **NO CHOICE**
Choice traded to Green Bay for GARY BARNES.
6. **(A) BILLY LOTHBRIDGE**
K-QB, Georgia Tech, 6-1, 188.
6. **(B) JIM CURRY**
WR, Cincinnati, 6-4, 215 - Choice from Cleveland for ANDY CVERCKO.
6. **(C) JIMMY EVANS**
WR, Texas Western, 6-1, 194 - Choice from Green Bay for JERRY NORTON.
7. **BOB HAYES***
WR, Florida A&M, 5-11, 189.
8. **AL GEVERINK**
RB, UCLA, 6-2, 190.
9. **JAKE KUPP**
G, Washington, 6-3, 215.
10. **ROGER STAUBACH***
QB, Navy, 6-2, 190.
11. **BOBBY CRENSHAW**
G, Baylor, 6-3, 230 (went to AFL).
12. **JOHNNY NORMAN**
WR, Northwestern Louisiana, 6-1, 185.
13. **JERRY RHOME***
QB, Tulsa, 6-0, 185.
14. **JIM WORDEN**
LB, Wittenberg, 6-1, 230.
15. **BILL VAN BURKLEO**
WR, Tulsa, 5-11, 185.
16. **PAUL CERCEL**
C, Pittsburgh, 6-2, 222.
17. **HARRY ABELL***
LB, Missouri, 6-3, 212 (went to AFL).
18. **NO SELECTION**
Player chosen not eligible.
19. **H.D. MURPHY**
DB, Oregon, 6-0, 190.
20. **JOHN HUGHES**
LB, SMU, 6-2, 220.

1965**(Drafted 6th)**

1. **CRAIG MORTON**
QB, California, 6-4, 215.
2. **MALCOLM WALKER**
LB, Rice, 6-4, 245.
3. **NO CHOICE**
Choice traded to Green Bay (who traded it to New York) for JOHN ROACH.

4. **(A) JIM SIDLE**
FB, Auburn, 6-2, 215.
4. **(B) BOB SVIHUS**
T, USC, 6-4, 240 (went to AFL) - Choice from Detroit for SONNY GIBBS.
5. **ROGER PETTEE**
LB, Florida, 6-4, 230.
6. **SONNY UTZ**
RB, VPI, 5-11, 215.
7. **BRIG OWENS**
DB, Cincinnati, 5-11, 183.
8. **RUSSELL WAYT**
LB, Rice, 6-4, 235.
9. **JIM ZANIOS**
FB, Texas Tech, 6-0, 215.
10. **GAYLON McCOLLOUGH**
C, Alabama, 6-3, 215.
11. **JETHRO PUGH**
DT, Elizabeth City State, 6-6, 255.
12. **ERNIE KELLERMAN**
QB, Miami, OH, 6-0, 175.
13. **JACK SCHRAUB**
TE, California, 6-6, 210.
14. **GARRY PORTERFIELD**
DE, Tulsa, 6-3, 235.
15. **GENE FOSTER**
RB, Arizona State, 6-0, 195 (went to AFL).
16. **DOUG McDUGAL**
E, Oregon State, 6-4, 228.
17. **MITCH JOHNSON**
T, UCLA, 6-4, 245.
18. **MARTIN AMSLER**
DT, Evansville, 6-5, 250.
19. **MERV RETTENMUND**
HB, Ball State, 5-10, 195.
20. **RON BARLOW***
T, Kansas State, 6-2, 230.

1966**(Drafted 5th)**

1. **JOHN NILAND**
G, Iowa, 6-3, 245.
2. **WILLIE TOWNES***
DE, Tulsa, 6-5, 265.
3. **NO CHOICE**
Choice to San Francisco for LEON DONOHUE.
4. **NO CHOICE**
Choice to Baltimore for RALPH NEELY.
5. **(A) NO CHOICE**
Choice to San Francisco for J.D. SMITH.
5. **(B) WALT GARRISON**
RB, Oklahoma State, 6-0, 209 - Choice from Baltimore thru Detroit for AMOS MARSH.
6. **BOB DUNLEVY**
WR, West Virginia, 6-4, 195.

7. **ART ROBINSON**
TE, Florida A&M, 6-0, 208.
8. **DON KUNIT**
RB, Penn State, 6-2, 200.
9. **DARRELL ELAM**
FL, West Virginia Tech, 6-2, 189.
10. **MASON MITCHELL**
RB, Washington, 6-1, 170.
11. **AUSTIN DENNEY***
TE, Tennessee, 6-2, 225.
12. **(A) LES SHY**
RB, Long Beach State, 6-1, 200. - Choice from Pittsburgh for LEE FOLKINS.
12. **(B) CRAIG BAYNHAM***
RB, Georgia Tech, 6-1, 200.
13. **RONNIE LAMB**
RB, South Carolina, 6-2, 216.
14. **LEWIS TURNER**
RB, Norfolk State, 6-2, 183.
15. **MARK GARTUNG***
DT, Oregon State, 6-4, 255.
16. **TOM PIGGEE**
RB, San Francisco State, 5-11, 200.
17. **GEORGE ALLEN**
T, West Texas State, 6-7, 245 (went to AFL).
18. **STEVE ORR**
DT, Washington, 6-4, 230.
19. **BYRON JOHNSON**
T, Central Washington State, 6-5, 255.
20. **LOU HUDSON**
FL, Minnesota, 6-5, 220.

1967**(Drafted 23rd)**

1. **NO CHOICE**
Choice given along with second and two fifths, to Houston for RALPH NEELY.
2. **NO CHOICE**
NEELY trade.
3. **PHIL CLARK**
DB, Northwestern, 6-2, 207.
4. **CURTIS MARKER**
G, Northern Michigan, 6-2, 253.
5. **(A) NO CHOICE**
Choice and JIM STEFFEN from Washington for BRIG OWENS, MITCH JOHNSON & JAKE KUPP; NEELY trade.
5. **(B) NO CHOICE**
Choice from Cleveland for JOE BOB ISBELL; NEELY trade.
5. **(C) NO CHOICE**
Choice to Green Bay for HENRY GREMMINGER.

- 6. SIMS STOKES**
DB, Northern Arizona, 6-1, 198.
- 7. RAYFIELD WRIGHT**
DE, Ft. Valley State, 6-7, 235.
- 8. STEVE LAUB**
QB, Illinois Wesleyan, 6-1, 190.
- 9. BYRON MORGAN**
DB, Findlay (Ohio), 6-3, 212.
- 10. EUGENE BOWEN**
RB, Tennessee A&I, 5-8, 210.
- 11. PAT RILEY**
WR, Kentucky, 6-2, 205.
- 12. HAROLD DETERS**
K, North Carolina State, 6-0, 200.
- 13. AL KERKIAN**
DE, Akron, 6-6, 235.
- 14. TOM BOYD**
G, Tarleton State, 6-3, 250.
- 15. LEAVIE DAVIS**
DB, Edward Waters College, FL, 6-4, 210.
- 16. PAUL BROTHERS**
HB, Oregon State, 6-1, 195.
- 17. GEORGE ADAMS**
LB, Morehead State, KY, 6-2, 218.

1968

(Drafted Alternately 20th, 19th, 21st)

- 1. DENNIS HOMAN**
FL, Alabama, 6-1, 181.
- 2. DAVID McDANIELS**
WR, Mississippi Valley, 6-4, 200.
- 3. (A) NO CHOICE**
Choice to Minnesota for LANCE RENTZEL.
- 3. (B) ED HARMON**
LB, Louisville, 6-4, 246 - Choice from Chicago for AUSTIN DENNEY and MAC PERCIVAL.
- 4. (A) NO CHOICE**
Choice to New Orleans for LARRY STEPHENS.
- 4. (B) JOHN DOUGLAS**
LB, Missouri, 6-2, 215 - Choice from New York for JIM COLVIN.
- 5. BLAINE NYE**
G, Stanford, 6-4, 255.
- 6. D. D. LEWIS**
LB, Mississippi State, 6-1, 210.
- 7. BOB TAUCHER**
T, Nebraska, 6-4, 251.
- 8. FRANK BROWN**
DE, Albany State, GA, 6-3, 249.

- 9. KEN KMIEC**
DB, Illinois, 6-2, 187.
- 10. BEN OLISON**
FL, Kansas, 6-1, 170.
- 11. RON SHOTTS**
RB, Oklahoma, 6-0, 206.
- 12. WILSON WHITTY**
LB, Boston University, 6-3, 224.
- 13. CARTER LORD**
TE, Harvard, 6-2, 214.
- 14. RON WILLIAMS**
DB, West Virginia, 6-2, 190.
- 15. TOMMY LUNCEFORD**
P, Auburn, 6-2, 202.
- 16. LARRY COLE**
DE, Hawaii, 6-5, 250.
- 17. GEORGE NORDGREN**
RB, Houston, 6-0, 200.

1969

(Drafted Alternately 24th, 23rd, 22nd)

- 1. CALVIN HILL**
RB, Yale, 6-3, 230.
- 2. RICHMOND FLOWERS**
WR, Tennessee, 6-0, 183.
- 3. (A) TOM STINCIC**
LB, Michigan, 6-2, 226.
- 3. (B) HALVOR HAGEN**
DE, Weber State, 6-5, 250 - Choice from San Francisco for HAROLD HAYES
- 4. NO CHOICE**
Choice to New Orleans for DAVE SIMMONS.
- 5. (A) NO CHOICE**
Choice to Baltimore for ANDY STYNCHULA.
- 5. (B) CHUCK KYLE**
LB, Purdue, 6-1, 220 - Choice from Los Angeles for COY BACON.
- 6. RICH SHAW**
FL, Arizona St., 6-4, 205.
- 7. LARRY BALES**
WR, Emory & Henry, 5-11, 185.
- 8. ELMER BENHARDT**
LB, Missouri, 6-2, 200.
- 9. CLAXTON WELCH**
RB, Oregon, 5-11, 200.
- 10. STUART GOTTLIEB**
G, Weber State, 6-5, 250.
- 11. CLARENCE WILLIAMS**
DT, Prairie View A&M, 6-5, 250.
- 12. BOB BELDEN**
QB, Notre Dame, 6-2, 210.
- 13. RENE MATISON**
WR, New Mexico, 6-0, 185.

- 14. GERALD LUTRI**
T, Northern Michigan, 6-4, 256.
- 15. BILL JUSTUS**
DB, Tennessee, 6-1, 180.
- 16. FLOYD KERR**
DB, Colorado State, 6-3, 195.
- 17. BILL BAILEY**
DT, Lewis & Clark, 6-4, 260.

1970

(Drafted 23rd)

- 1. DUANE THOMAS**
RB, West Texas, 6-1, 220.
- 2. (A) BOB ASHER**
T, Vanderbilt, 6-5, 250 - Choice from Chicago for CRAIG BAYNHAM and PHIL CLARK.
- 2. (B) MARGENE ADKINS**
WR, Herderson J.C., 5-10, 183.
- 3. (A) CHARLIE WATERS**
CB, Clemson, 6-1, 193 - Choice from Houston through Cleveland for JERRY RHOME.
- 3. (B) STEVE KINER**
LB, Tennessee, 6-1, 220 - Choice from Cleveland for JERRY RHOME.
- 3. (C) DENTON FOX**
S, Texas Tech, 6-2, 205.
- 4. JOHN FITZGERALD**
T, Boston College, 6-4, 265.
- 5. NO CHOICE**
Choice to St. Louis for BOBBY JOE CONRAD.
- 6. PAT TOOMAY**
DE, Vanderbilt, 6-5, 230.
- 7. DON ABBEY**
LB, Penn State, 6-2, 252.
- 8. JERRY DOSSEY**
G, Arkansas, 6-4, 244.
- 9. ZENON ANDRUSYSHYN**
K, UCLA, 6-2, 212.
- 10. PETE ATHAS**
S, Dade J.C., 6-0, 186.
- 11. IVAN SOUTHERLAND**
DT, Clemson, 6-4, 246.
- 12. JOE WILLIAMS**
RB, Wyoming, 6-1, 193.
- 13. MARK WASHINGTON**
CB, Morgan State, 5-11, 183.
- 14. JULIAN MARTIN**
WR, North Carolina Central, 6-3, 190.
- 15. KEN DeLONG**
TE, Tennessee, 6-2, 223.
- 16. SEABERN HILL**
CB, Arizona St., 6-2, 195.
- 17. GLENN PATTERSON**
C, Nebraska, 6-3, 220.

1971

(Drafted 25th)

1. **TODY SMITH**
DE, Southern California, 6-5, 250.
2. **ISAAC THOMAS**
CB, Bishop, 6-2, 190.
3. **(A) SAM SCARBER**
RB, New Mexico, 6-2, 235 - Choice from St. Louis for JOHN WILBUR.
3. **(B) BILL GREGORY**
DE, Wisconsin, 6-5, 240.
4. **(A) JOE CARTER**
TE, Grambling, 6-3, 219 - Choice from New Orleans for WILLIE TOWNES.
4. **(B) BUDDY MITCHELL**
T, Mississippi, 6-5, 232.
5. **RON KADZIEL**
LB, Stanford, 6-3, 215.
6. **STEVE MAIER**
WR, Northern Arizona, 6-3, 192.
7. **BILL GRIFFIN**
T-G, Catawba, 6-5, 250.
8. **RON JESSIE**
WR, Kansas, 6-0, 183.
9. **HONOR JACKSON**
WR, Pacific, 6-2, 190.
10. **RODNEY WALLACE**
DT, New Mexico, 6-5, 260.
11. **ERNEST BONWELL**
LB, Lane College, 6-4, 225.
12. **STEVE GOEPEL**
QB, Colgate, 6-2, 200.
13. **JAMES FORD**
RB, Texas Southern, 6-0, 200.
14. **TYRONE COUEY**
DB, Utah State, 6-2, 194.
15. **BOB YOUNG**
TE, Delaware, 6-5, 250.
16. **JOHN BRENNAN**
T, Boston College, 6-3, 260.
17. **JOHN BOMER**
C, Memphis State, 6-3, 230.

1972

(Drafted 26th)

1. **BILL THOMAS**
RB, Boston College, 6-2, 225.
2. **(A) ROBERT NEWHOUSE**
RB, Houston, 5-10, 202 - Choice from New England for HALVOR HAGEN and HONOR JACKSON.
2. **(B) JOHN BABINECZ**
LB, Villanova, 6-1, 222 - Choice from New Orleans for MARGENE ADKINS.
2. **(C) CHARLES MCKEE**
WR, Arizona, 6-2, 199.

3. **(A) MIKE KELLER**
LB, Michigan, 6-4, 221 - Choice from New England for HALVOR HAGEN and HONOR JACKSON.
3. **(B) MARV BATEMAN**
P-K, Utah, 6-4, 213.
4. **(A) TIM KEARNEY**
LB, Northern Michigan, 6-2, 225 - Choice from New Orleans for JOE WILLIAMS.
4. **(B) ROBERT WEST**
WR, San Diego St., 6-4, 218 - Choice from New England for STEVE KINER.
4. **(C) CHARLES ZAPIEC**
LB, Penn State, 6-2, 222 - Choice from Detroit for RON JESSIE.
4. **(D) NO CHOICE**
Choice to New Orleans for DON TALBERT.
5. **NO CHOICE**
Choice to San Diego for TONY LISCIO.
6. **CHARLES BOLDEN**
DB, Iowa, 6-3, 195.
7. **NO CHOICE**
Choice to Chicago for LEE ROY CAFFEY.
8. **RALPH COLEMAN**
LB, North Carolina A&T, 6-4, 216.
9. **ROY BELL**
RB, Oklahoma, 5-10, 208.
10. **RICHARD AMMAN**
DE, Florida State, 6-5, 234.
11. **LONNIE LEONARD**
T-G, North Carolina A&T, 6-4, 244.
12. **JIMMY HARRIS**
WR, Ohio State, 5-10, 180.

13. **JEAN FUGETT**
TE, Amherst, 6-3, 219.
14. **ALAN THOMPSON**
RB, Wisconsin, 6-0, 225.
15. **CARLOS ALVAREZ**
WR, Florida, 5-10, 198.
16. **GORDON LONGMIRE**
QB, Utah, 6-1, 205.
17. **ALFONSO CAIN**
DT, Bethune-Cookman, 6-3, 271.

1973

(Drafted Alternately 20th, 22nd and 21st)

1. **BILLY JOE DuPREE**
TE, Michigan State, 6-4, 225.
2. **(A) GOLDEN RICHARDS**
WR, Hawaii, 6-0, 172 - Choice from Green Bay for RON WIDBY and IKE THOMAS.

2. **(B) NO CHOICE**
Choice to Chicago as compensation for signing JACK CONCANNON.
3. **(A) HARVEY MARTIN**
DT, East Texas State, 6-5, 262 - Choice from Houston through New Orleans for TOM STINCIC.
3. **(B) NO CHOICE**
Choice to New England for RON SELLERS.
4. **DRANE SCRIVENER**
DB, Tulsa, 6-0, 176.
5. **BRUCE WALTON**
T, UCLA, 6-6, 251.
6. **BOB LEYEN**
G, Yale, 6-4, 256.
7. **RODRIGO BARNES**
LB, Rice, 6-1, 215.
8. **DAN WERNER**
QB, Michigan State, 6-4, 195.
9. **MIKE WHITE**
CB, Minnesota, 6-0, 196.
10. **CARL JOHNSON**
LB, Tennessee, 6-1, 225.
11. **GERALD CASWELL**
G, Colorado State, 6-4, 250.
12. **JIM ARNESON**
G, Arizona, 6-3, 236.
13. **JOHN SMITH**
WR, UCLA, 6-1, 187.
14. **BOB THORNTON**
G-C, North Carolina, 6-3, 234.
15. **WALT BAISY**
LB, Grambling, 6-2, 222.
16. **JOHN CONLEY**
TE, Hawaii, 6-2, 228.
17. **LES STRAYHORN**
RB, East Carolina, 5-10, 205.

1974

(Drafted Alternately 22nd, 21st, 20th and 23rd)

1. **(A) ED JONES**
DE, Tennessee State, 6-8, 260 - Choice from Houston for TODY SMITH and BILLY PARKS.
1. **(B) CHARLES YOUNG**
RB, North Carolina State, 6-1, 215.
2. **NO CHOICE**
Choice and RON SELLERS to Miami for OTTO STOWE.
3. **(A) DANNY WHITE**
QB, Arizona State, 6-2, 180 - Choice from Houston for TODY SMITH and BILLY PARKS.
3. **(B) CALVIN PETERSON**
LB, UCLA, 6-3, 218.

4. (A) **KEN HUTCHERSON**
LB, Livingston State, 6-1, 214
- Choice from Oakland for
GLOSTER RICHARDSON.
4. (B) **ANDY ANDRADE**
RB-DB, Northern Michigan,
5-11, 193.
5. **JOHN KELSEY**
T, Missouri, 6-6, 226.
6. **JIM BRIGHT**
DB, UCLA, 6-1, 210.
7. **RAYMOND NESTER**
LB, Michigan State, 6-2, 224.
8. **MIKE HOLT**
DB, Michigan State, 5-11,
176.
9. **BILL DULIN**
T, Johnson C. Smith, 6-6,
244.
10. **DENNIS MORGAN**
DB, Western Illinois, 5-11,
203.
11. **HARVEY McGREE**
WR, Southern Mississippi, 6-
2, 209.
12. **KEITH BOBO**
QB, Southern Methodist, 6- 3,
196.
13. **FRED LIMA**
K, Colorado, 5-9, 202.
14. **DOUG RICHARDS**
DB, Brigham Young, 6-4,
185.
15. **BRUCE CRAFT**
DT, Geneva, Pa., 6-4, 232.
16. **GENE KILLIAN**
T, Tennessee, 6-4, 225.
17. **LAWRIE SKOLROOD**
T, North Dakota, 6-5, 230.

1975

(Drafted 18th)

1. (A) **RANDY WHITE**
DE, Maryland, 6-4, 250 -
Choice from N. Y. Giants for
CRAIG MORTON.
1. (B) **THOMAS HENDERSON**
LB, Langston, 6-2, 214.
2. **BURTON LAWLESS**
G, Florida, 6-4, 253.
3. **BOB BREUNIG**
LB, Arizona State, 6-2, 236.
4. (A) **PAT DONOVAN**
DE, Stanford, 6-5, 240 -
Choice from Houston for
MIKE MONTGOMERY.
4. (B) **RANDY HUGHES**
DB, Oklahoma, 6-4, 209.
5. (A) **KYLE DAVIS**
C, Oklahoma, 6-3, 240 -
Choice from Green Bay for
JACK CONCANNON.

5. (B) **NO CHOICE**
Choice to Cincinnati for CLINT
LONGLEY.
6. **ROLLY WOOLSEY**
DB, Boise State, 6-1, 175.
7. **MICHAEL HEGMAN**
LB, Tennessee State, 6-4,
220.
8. **MITCH HOOPES**
P, Arizona, 6-0, 210.
9. **ED JONES**
DB, Rutgers, 6-0, 193.
10. **DENNIS BOOKER**
RB, Millersville State, 6-1,
235.
11. **GREG KRPALEK**
C, Oregon State, 6-5, 242.
12. **CHUCK BLAND**
DB, Cincinnati, 5-11, 188.
13. **HERB SCOTT**
G, Virginia Union, 6-2, 248.
14. **SCOTT LAIDLAW**
RB, Stanford, 6-0, 206.
15. **WILLIE HAMILTON**
RB, Arizona, 5-11, 182.
16. **PETE CLARK**
TE, Colorado State, 6-4, 234.
17. **JIM TESTERMAN**
TE, Dayton, 6-5, 225.

1976

(Drafted 27th)

1. **AARON KYLE**
DB, Wyoming, 5-11, 183.
2. (A) **JIM JENSEN**
RB, Iowa, 6-4, 226 - Choice
from N.Y. Giants for CRAIG
MORTON.
2. (B) **JIM EIDSON**
G, Mississippi St., 6-4, 253.
3. (A) **DUKE FERGERSON**
WR, San Diego St., 6-1, 186
- Choice from San Francisco
for BOB HAYES.
3. (B) **JOHN SMITH**
RB, Boise State, 6-0, 191 -
Choice from Denver for OTTO
STOWE.
3. (C) **BUTCH JOHNSON**
WR, UC-Riverside, 6-1, 175.
4. **TOM RAFFERTY**
G, Penn State, 6-3, 248.
5. **WALLY PESUIT**
T, Kentucky, 6-4, 260.
6. **GREG McGUIRE**
T, Indiana, 6-3, 265.
7. (A) **GREG SCHAUM**
DT, Michigan State, 6-4, 246
- Choice from San Diego for
KEN HUTCHERSON.
7. (B) **DAVID WILLIAMS**
RB, Colorado, 6-2, 210.

8. **HENRY LAWS**
DB, South Carolina, 5-10,
171.
9. **BEASLEY REECE**
DB, North Texas, 6-1, 193.
10. **LEROY COOK**
DE, Alabama, 6-4, 212.
11. **CORNELIUS GREEN**
QB, Ohio, 5-11, 170.
12. **CHARLES McSHANE**
LB, Cal Lutheran, 6-2, 211.
13. **MARK DRISCOLL**
QB, Colorado St., 6-1, 184.
14. **LARRY MUSHINSKIE**
TE, Nebraska, 6-3, 217.
15. **DALE CURRY**
LB, UCLA, 6-2, 222.
16. **RICH COSTANZO**
T, Nebraska, 6-4, 260.
17. **STAN WOODFILL**
K, Oregon, 6-0, 190.

1977

(Drafted alternately
24th, 25th, 26th)

1. **TONY DORSETT**
RB, Pittsburgh, 5-11, 192 -
Choice from Seattle for Cow-
boys' first-round choice and
three second-round choices.
2. **GLENN CARANO**
QB, Nevada-Las Vegas, 6-3,
195 - Choice from Seattle for
DUKE FERGERSON.
3. (A) **TONY HILL**
WR, Stanford, 6-2, 196 -
Choice from Philadelphia for
JOHN NILAND.
3. (B) **VAL BELCHER**
G, Houston, 6-3, 250.
4. **GUY BROWN**
LB, Houston, 6-4, 215.
5. **ANDY FREDERICK**
OL, New Mexico, 6-6, 241.
6. **JIM COOPER**
T, Temple, 6-5, 252.
7. **DAVID STALLS**
DT, Northern Colorado, 6-4,
236.
8. (A) **AL CLEVELAND**
DL, Pacific, 6-4, 246 - Choice
from San Diego for MITCH
HOOPES.
8. (B) **FRED WILLIAMS**
RB, Arizona State, 5-10, 189.
9. **MARK CANTRELL**
C, North Carolina, 6-3, 252.
10. **STEVE DeBERG**
QB, San Jose State, 6-2,
205.
11. **DON WARDLOW**
TE, Washington, 6-6, 230.
12. **GREG PETERS**
OL, California, 6-5, 257.

1978

(Drafted 28th)

- LARRY BETHEA**
DL, Michigan State, 6-5, 258.
- TODD CHRISTENSEN**
RB-TE, Brigham Young, 6-3, 224.
- DAVID HUDGENS**
OL, Oklahoma, 6-5, 245.
- ALOIS BLACKWELL**
RB, Houston, 5-11, 194.
- RICH ROSEN**
G, Syracuse, 6-3, 242.
- HAROLD RANDOLPH**
LB, East Carolina, 6-1, 191.
- TOM RANDALL**
DT, Iowa State, 6-5, 248.
- HOMER BUTLER**
WR, UCLA, 6-1, 184.
- RUSS WILLIAMS**
DB, Tennessee, 6-1, 197.
- BARRY TOMASETTI**
OL, Iowa, 6-3, 249.
- DENNIS THURMAN**
S, Southern Cal, 5-11, 172.
- LEE WASHBURN**
OL, Montana State, 6-6, 253.

1979

(Drafted 27th)

- ROBERT SHAW**
C, Tennessee, 6-4, 252.
- AARON MITCHELL**
CB, Nevada-Las Vegas, 6-1, 196.
- DOUG COSBIE**
TE, Santa Clara, 6-6, 230.
Swapped choices with Seattle in BILL GREGORY trade.
- RALPH DeLOACH**
DE, California, 6-5, 254.
- (A) BOB HUKILL**
OL, North Carolina, 6-5, 250 -
Choice from Chicago for
GOLDEN RICHARDS.
- (B) CURTIS ANDERSON**
DE, Central State, OH, 6-6,
240 - Choice from SEATTLE
for EFREN HERRERA.
- (C) RON SPRINGS**
RB, Ohio State, 6-0, 197.
- (A) TIM LAVENDER**
CB, Southern Cal, 6-3, 187 -
Choice from Seattle for BILL
GREGORY.
- (B) MIKE SALZANO**
OL, North Carolina, 6-3, 242 -
Choice from Denver for JIM
JENSEN.
- (C) CHRIS De FRANCE**
WR, Arizona State, 6-1, 205.

- GREG FITZPATRICK**
LB, Youngstown, 6-2, 227.
- BRUCE THORNTON**
DT, Illinois, 6-5, 266.
- GARRY COBB**
LB, Southern Cal, 6-2, 209.
- MIKE CALHOUN**
DT, Notre Dame, 6-4, 228.
- NO CHOICE**
Choice to Detroit for SKIP
BUTLER.
- QUENTIN LOWRY**
LB, Youngstown, 6-2, 225.

1980

(Drafted Alternately
23rd, 24th and 25th)

- NO CHOICE**
Choice given along with se-
cond round choice to
Baltimore for JOHN DUTTON.
- NO CHOICE**
Choice given along with first
round choice to Baltimore for
JOHN DUTTON.
- (A) BILL ROE**
LB, Colorado, 6-3, 220 -
Choice from Chicago for
GOLDEN RICHARDS.
- (B) JAMES JONES**
RB, Mississippi State, 5-10,
200.
- KURT PETERSEN**
DL, Missouri, 6-5, 255.
- GARY HOGEBOOM**
QB, Central Michigan, 6-4,
195.
- TIMMY NEWSOME**
RB, Winston-Salem State, 6-
1, 228.
- LESTER BROWN**
RB, Clemson, 5-11, 176.
- LARRY SAVAGE**
LB, Michigan State, 6-3, 225.
- JACKIE FLOWERS**
WR, Florida State, 6-0, 194.
- MATTHEW TEAGUE**
DE, Prairie View A&M, 6-4,
238.
- GARY PADJEN**
LB, Arizona State, 6-1, 238.
- NORM WELLS**
DT, Northwestern, 6-5, 249.

1981

(Drafted Alternately
25th and 26th)

- HOWARD RICHARDS**
T, Missouri, 6-5, 255.
- DOUG DONLEY**
WR, Ohio State, 6-0, 180.

- GLEN TITENSOR**
DL, Brigham Young, 6-4,
250.
- (A) SCOTT PELLUER**
LB, Washington State, 6-1,
213 - Choice from San Fran-
cisco for THOMAS
HENDERSON.
- (B) DERRIE NELSON**
LB, Nebraska, 6-2, 217.
- DANNY SPRADLIN**
LB, Tennessee, 6-1, 229.
- VINCE SKILLINGS**
DB, Ohio State, 5-11, 176.
- (A) RON FELLOWS**
DB, Missouri, 5-11, 165 -
Choice from Tampa Bay for
DAVE STALLS.
- (B) KEN MILLER**
DB, East Michigan, 5-11,
180.
- PAUL PIUROWSKI**
LB, Florida State, 6-2, 219.
- MIKE WILSON**
WR, Washington State, 6-3,
202.
- PAT GRAHAM**
DT, California, 6-3, 257.
- TIM MORRISON**
G, Georgia, 6-3, 258.
- NATE LUNDY**
WR, Indiana, 6-0, 169.

1982

(Drafted 26th)

- ROD HILL**
CB, Kentucky State, 6-0, 185.
- JEFF ROHRER**
LB, Yale, 6-3, 224.
- JIM ELIOPULOS**
LB, Wyoming, 6-3, 229.
- (A) BRIAN CARPENTER**
CB, Michigan, 5-10, 166 -
Choice from Tampa Bay for
DAVE STALLS.
- (B) MONTY HUNTER**
S, Salem College, 6-0, 201.
- PHIL POZDERAC**
T, Notre Dame, 6-9, 260.
- (A) KEN HAMMOND**
G, Vanderbilt, 6-4, 270 -
Choice from Cleveland for
BRUCE HUTHER.
- (B) CHARLES DAUM**
DL, Cal Poly-SLO, 6-6 241.
- BILL PURIFOY**
DL, Tulsa, 6-7, 249.
- (A) GEORGE PEOPLES**
RB, Auburn, 6-0, 211 - Cho-
ice from Denver through Buf-
falo for WADDE MANNING.
- (B) DWIGHT SULLIVAN**
RB, North Carolina State, 6-0,
205.

9. **JOE GARY**
DL, UCLA, 6-5, 273.
10. **TODD ECKERSON**
T, North Carolina State, 6-4, 263.
11. (A) **GEORGE THOMPSON**
WR, Albany State, GA, 6-3, 209 - Choice from Tampa Bay for AARON MITCHELL.
11. (B) **MICHAEL WHITING**
RB, Florida State, 6-1, 210.
12. **RICH BURTNES**
G, Montana, 6-4, 257.

1983

(Drafted Alternately
23rd, 24th, 21st and 22nd)

1. **JIM JEFFCOAT**
DE, Arizona State, 6-5, 260.
2. **MIKE WALTER**
LB, Oregon, 6-3, 230.
3. **BRYAN CALDWELL**
DE, Arizona State, 6-4, 248.
4. **CHRIS FAULKNER**
TE, Florida, 6-4, 257.
5. **CHUCK McSWAIN**
RB, Clemson, 6-0, 190.
6. **REGGIE COLLIER**
QB, Southern Mississippi, 6-3, 207.
7. **CHRIS SCHULTZ**
T, Arizona, 6-8, 259.
8. **LAWRENCE RICKS**
RB, Michigan, 5-9, 194.
9. **AL GROSS**
S, Arizona, 6-3, 186.
10. **ERIC MORAN**
T, Washington, 6-5, 282.
11. **DAN TAYLOR**
T, Idaho State, 6-3, 258.
12. **LORENZO BOUIER**
RB, Maine, 6-0, 209.

1984

(Drafted Alternately
25th and 26th)

1. **BILLY CANNON**
LB, Texas A&M, 6-4, 235.
2. (A) **VICTOR SCOTT**
DB, Colorado, 6-0, 192 - Choice from Houston thru Minnesota for BUTCH JOHNSON.
2. (B) **NO CHOICE**
Choice to Houston for MIKE RENFRO.
3. **FRED CORNWELL**
TE, Southern Cal, 6-6, 236.
4. **STEVE DeOSSI**
LB, Boston College, 6-2, 250.

5. (A) **STEVE PELLUER**
QB, Washington, 6-4, 204 - Choice from Tampa Bay for DANNY SPRADLIN.
5. (B) **NORM GRANGER**
RB, Iowa, 5-9, 217.
6. (A) **EUGENE LOCKHART**
LB, Houston, 6-2, 228 - Choice from Chicago for JAY SALDI.
6. (B) **JOE LEVELIS**
G, Iowa, 6-3, 270.
7. **ED MARTIN**
LB, Indiana State, 6-3, 218.
8. **MIKE REVELL**
RB, Bethune-Cookman, 5-11, 197.
9. (A) **JOHN HUNT**
OL, Florida, 6-4, 262 - Choice from Indianapolis for RAUL ALLEGRE.
9. (B) **NEAL MAUNE**
OL, Notre Dame, 6-4, 249.
10. **BRIAN SALONEN**
TE, Montana, 6-3, 227.
11. **DOWE AUGHTMAN**
DL, Auburn, 6-2, 272.
12. **CARL LEWIS**
WR, Houston, 6-3, 187.

1985

(Drafted Alternately
17th, 16th, 20th,
19th, 18th)

1. **KEVIN BROOKS**
DE, Michigan, 6-7, 265.
2. **JESSE PENN**
LB, Virginia Tech, 6-3, 255.
3. **CRAWFORD KER**
G, Florida, 6-4, 290.
4. **ROBERT LAVETTE**
RB, Georgia Tech, 5-11, 195.
5. (A) **HERSCHEL WALKER**
RB, Georgia, 6-1, 224 - Choice from Houston for BUTCH JOHNSON.
5. (B) **MATT DARWIN**
C/G, Texas A&M, 6-4, 265 - Choice from Cleveland thru Buffalo for ROD HILL.
6. (A) **KURT PLOEGER**
DT, Gustavus Adolphus, 6-5, 250 - Choice from Indianapolis for STEVE WRIGHT.
6. (B) **MATT MORAN**
C/G, Stanford, 6-4, 265.
7. (A) **KARL POWE**
WR, Alabama State, 6-2, 175 - Choice from San Diego thru Kansas City for LAWRENCE RICKS.
7. (B) **JIM HERRMANN**
DE, Brigham Young, 6-6, 265.

8. **LEON GONZALEZ**
WR, Bethune-Cookman, 5-10, 160.
9. **SCOTT STRASBURGER**
LB, Nebraska, 6-1, 220.
10. **JOE JONES**
TE, Virginia Tech, 6-4, 245.
11. **NEAL DELLOCONO**
LB, UCLA, 6-1, 220.
12. **KARL JORDAN**
LB, Vanderbilt, 6-2, 245.

1986

(Drafted Alternately
21st, 20th, 19th and 18th)

1. (A) **MIKE SHERRARD**
WR, UCLA, 6-2, 185 - Choice from San Francisco for Cowboys first and fifth - round choices.
1. (B) **NO CHOICE**
Choice given to San Francisco along with fifth-round choice for San Francisco's first-round choice.
2. **DARRYL CLACK**
RB, Arizona State, 5-10, 207 - Choice from Indianapolis for GARY HOGEBOOM.
3. **MARK WALEN**
DT, UCLA, 6-5, 265.
4. **MAX ZENDEJAS**
K, Arizona, 5-11, 184.
5. **NO CHOICE**
Choice given to San Francisco along with first-round choice for San Francisco's first-round choice.
6. (A) **THORNTON CHANDLER**
TE, Alabama, 6-5, 238 - Choice from Buffalo for ROD HILL.
6. (B) **STAN GELBAUGH**
QB, Maryland, 6-3, 207 - Choice from Detroit for ANGELO KING.
6. (C) **LLOYD YANCEY**
G, Temple, 6-4, 275.
7. **JOHNNY HOLLOWAY**
DB, Kansas, 5-11, 181.
8. **TOPPER CLEMONS**
RB, Wake Forest, 5-11, 205.
9. **JOHN IONATA**
G, Florida State, 6-2, 280.
10. **BRYAN CHESTER**
G, Texas, 6-4, 260.
11. **GARTH JAX**
LB, Florida State, 6-2, 225.
12. (A) **CHRIS DULIBAN**
LB, Texas, 6-2, 216 - Choice from Buffalo for ROD HILL.
12. (B) **TONY FLACK**
DB, Georgia, 6-1, 184.

1987**(Drafted Alternately
12th and 11th)**

1. **DANNY NOONAN**
DT, Nebraska, 6-4, 282.
2. **RON FRANCIS**
CB, Baylor, 5-9, 201.
3. **JEFF ZIMMERMAN**
OL, Florida, 6-3, 310.
4. **KELVIN MARTIN**
WR, Boston College, 5-9,
161.
5. **EVERETT GAY**
WR, Texas, 6-2, 204.
6. **JOE ONOSAI**
OL, Hawaii, 6-3, 283.
7. **KEVIN SWEENEY**
QB, Fresno State, 6-0, 191.
8. **KEVIN GOGAN**
T, Washington, 6-7, 295.
9. **ALVIN BLOUNT**
RB, Maryland, 5-9, 197.
10. **DALE JONES**
LB, Tennessee, 6-1, 234.
11. **JEFF WARD**
K, Texas, 5-9, 169.
12. **SCOTT ARMSTRONG**
LB, Florida, 6-1, 230.

1988**(Drafted Alternately
11th, 14th, 13th and 12th)**

1. **MICHAEL IRVIN**
WR, Miami, Fla., 6-2, 198.
2. **KEN NORTON, JR.**
LB, UCLA, 6-2, 224.
3. **MARK HUTSON**
G, Oklahoma, 6-3, 292.
4. **DAVE WIDELL**
T, Boston College, 6-6, 297.
5. **NO CHOICE**
Choice given to Seattle for
RON ESSINK
6. **SCOTT SECULES**
QB, Virginia, 6-3, 220.
7. **OWEN HOOVEN**
T, Oregon State, 6-8, 302.
8. **MARK HIGGS**
RB, Kentucky, 5-7, 188.
9. **BRIAN BEDFORD**
WR, California, 6-4, 209.
10. **BILLY OWENS**
DB, Pittsburgh, 6-1, 198.
11. **CHAD HENNINGS**
DE, Air Force, 6-5, 251.
12. **BEN HUMMEL**
LB, UCLA, 6-4, 234.

1989**(Drafted 1st)**


1. **TROY AIKMAN**
QB, UCLA, 6-3, 220.
2. **(A) NO CHOICE**
Choice given along with sixth-
round choice to L.A. Raiders
for their second, third and
fifth-round choices.
2. **(B) DARYL JOHNSTON**
FB, Syracuse, 6-2, 237.
3. **(A) MARK STEPANSKI**
OL, Pittsburgh, 6-2, 269.
3. **(B) RHONDY WESTON**
DE, Florida, 6-5, 274 - Choice
from L.A. Raiders along with
second and fifth-round
choices for Cowboys second
and sixth-round choices.
4. **TONY TOLBERT**
DE, Texas-El Paso, 6-6, 245.
5. **(A) KEITH JENNINGS**
TE, Clemson, 6-4, 241.
5. **(B) WILLIS CROCKETT**
LB, Georgia Tech, 6-3, 221 -
Choice from L.A. Raiders
along with second and third-
round choices for Cowboys se-
cond and sixth-round choices.
5. **(C) JEFF ROTH**
DT, Florida, 6-3, 256 - Choice
from Denver for TONY
DORSETT.
6. **NO CHOICE**
Choice given to L.A. Raiders
along with second-round
choice for Raiders second,
third and fifth-round choices.
7. **KEVIN PETERSON**
LB, Northwestern, 6-2, 227.
8. **CHARVEZ FOGER**
RB, Nevada-Reno, 5-10, 211.
9. **TIM JACKSON**
DB, Nebraska, 5-11, 192.
10. **ROD CARTER**
LB, Miami, Fla., 6-1, 228.
11. **RANDY SHANNON**
LB, Miami, Fla., 6-0, 224.
12. **SCOTT ANKROM**
WR, Texas Christian, 6-1, 200.

1990**(Drafted 1st)**

1. **(A) NO CHOICE**
Choice used to select STEVE
WALSH in the 1989 sup-
plemental draft.
1. **(B) EMMITT SMITH**
RB, Florida, 5-9, 199 - Choice
from Pittsburgh for first-round
choice obtained from Min-
nesota and third-round choice
obtained from San Francisco.

2. **ALEXANDER WRIGHT**
WR, Auburn, 6-0, 187.
3. **(A) NO CHOICE**
Choice to Minnesota in
HERSCHEL WALKER trade.
3. **(B) JIMMIE JONES**
DT, Miami, Fla., 6-4, 284 -
Choice from New England
along with sixth and eighth-
round choices for third-round
choice obtained from Denver,
fifth-round choice obtained
from Miami and Cowboys
seventh-round choice.
4. **NO CHOICE**
Choice to Denver in KEVIN
BROOKS trade.
5. **(A) NO CHOICE**
Choice to Washington for
DEAN HAMEL.
5. **(B) STAN SMAGALA**
CB, Notre Dame, 5-10, 184 -
Choice from L.A. Raiders for
sixth-round choice obtained
from Minnesota, eighth-round
choice obtained from New
England, ninth-round choice
obtained from Seattle, 10th-
round choice obtained from
Indianapolis and 11th-round
choice obtained from San
Francisco.
6. **NO CHOICE**
Choice to San Diego along
with sixth-round choice ob-
tained from New England and
sixth-round choice obtained
from N.Y. Giants for San
Diego's third round choice in
1991.
7. **NO CHOICE**
Choice given to New England
along with third-round choice
obtained from Denver and
fifth-round choice obtained
from Miami for New Eng-
land's third, sixth and eighth-
round choices.
8. **NO CHOICE**
Choice to Detroit for PAUL
PALMER.
9. **KENNETH GANT**
CB, Albany State, GA, 5-11,
178.
10. **NO CHOICE**
Choice to Minnesota in HER-
SCHEL WALKER trade.
11. **DAVE HARPER**
LB, Humboldt State, 6-1,
220.
12. **NO CHOICE**
Choice used to select MIKE
LOWMAN in the 1989 sup-
plemental draft.

THE OPPONENTS



THE OPPONENTS

Atlanta Falcons
(Dallas Leads Series 9-4)

Year	Site	Winner-Score	Att.
1966	Atlanta	Dallas, 47-14	56,990
1967	Dallas	Dallas, 37-7	54,751
1969	Atlanta	Dallas, 24-17	54,833
1970	Dallas	Dallas, 13-0	53,611
1974	Atlanta	Dallas, 24-0	52,322
1976	Atlanta	Atlanta, 17-10	54,972
1978*	Dallas	Dallas, 27-20	60,388
1980*	Atlanta	Dallas, 30-27	60,022
1985	Dallas	Dallas, 24-10	57,941
1986	Dallas	Atlanta, 37-35	62,880
1987	Dallas	Atlanta, 21-10	40,103
1988	Dallas	Dallas, 26-20	39,702
1989	Atlanta	Atlanta, 27-21	55,285

1990 Dec. 30 at Atlanta

*NFC Divisional Playoffs

ATLANTA FALCONS

'89 Results (3-13)		'90 Schedule	
21	L.A. Rams	31	Sept. 9-Houston
27	DALLAS	21	Sept. 16-@Detroit
9	@Indianapolis	13	Sept. 23-@San Francisco
21	@Green Bay	23	Sept. 30-open
14	@L.A. Rams	26	Oct. 7-New Orleans
16	New England	15	Oct. 14-San Francisco
20	@Phoenix	34	Oct. 21-@L.A. Rams
13	@New Orleans	20	Oct. 28-Cincinnati
30	Buffalo	28	Nov. 4-@Pittsburgh
3	@San Francisco	45	Nov. 11-@Chicago
17	New Orleans	26	Nov. 18-Philadelphia
7	@N.Y. Jets	27	Nov. 25-@New Orleans
10	San Francisco	23	Dec. 2-@Tampa Bay
17	@Minnesota	43	Dec. 9-Phoenix
30	Washington	31	Dec. 16-@Cleveland
24	Detroit	31	Dec. 23-L.A. Rams
279		437	Dec. 30-DALLAS

Buffalo Bills
(Dallas Leads Series, 3-1)

Year	Site	Winner-Score	Att.
1971	Buffalo	Dallas, 49-37	46,206
1976	Dallas	Dallas, 17-10	51,779
1981	Dallas	Dallas, 27-14	62,583
1984	Buffalo	Buffalo, 14-3	74,391

Chicago Bears
(Dallas Leads Series, 8-6)

Year	Site	Winner-Score	Att.
1960	Chicago	Chicago, 17-7	39,951
1962	Dallas	Chicago, 34-33	12,692
1964	Chicago	Dallas, 24-10	47,527
1968	Chicago	Dallas, 34-3	46,667
1971	Chicago	Chicago, 23-19	55,049
1973	Chicago	Dallas, 20-17	55,701
1976	Dallas	Dallas, 31-21	61,346
1977*	Dallas	Dallas, 37-7	62,920

Chicago Bears Cont.

1979	Dallas	Dallas, 24-20	64,056
1981	Dallas	Dallas, 10-9	63,499
1984	Chicago	Dallas, 23-14	63,623
1985	Dallas	Chicago, 44-0	63,855
1986	Dallas	Chicago, 24-10	57,256
1988	Chicago	Chicago, 17-7	64,759

*NFC Divisional Playoffs

Cincinnati Bengals
(Series Tied, 2-2)

Year	Site	Winner-Score	Att.
1973	Dallas	Dallas, 38-10	58,802
1979	Dallas	Dallas, 38-13	63,179
1985	Cincinnati	Cincinnati, 50-24	56,936
1988	Dallas	Cincinnati, 38-24	37,865

Cleveland Browns
(Cleveland Leads Series 16-9)

Year	Site	Winner-Score	Att.
1960	Dallas	Cleve., 48-7	28,500
1961	Cleve.	Cleve., 25-7	43,638
1961	Dallas	Cleve., 38-17	23,500
1962	Cleve.	Cleve., 19-10	40,040
1962	Dallas	Dallas, 45-21	24,226
1963	Dallas	Cleve., 41-24	28,710
1963	Cleve.	Cleve., 27-17	55,096
1964	Cleve.	Cleve., 27-6	72,062
1964	Dallas	Cleve., 20-16	37,456
1965	Cleve.	Cleve., 23-17	80,451
1965	Dallas	Cleve., 24-17	76,251
1966	Cleve.	Cleve., 30-21	84,721
1966	Dallas	Dallas, 26-14	80,259
1967	Cleve.	Dallas, 21-14	81,039
1967*	Dallas	Dallas, 52-14	70,786
1968	Dallas	Dallas, 28-7	68,733
1968*	Cleve.	Cleve., 31-20	81,497
1969	Cleve.	Cleve., 42-10	84,850
1969*	Dallas	Cleve., 38-14	69,321
1970	Cleve.	Dallas, 6-2	75,458
1974	Dallas	Dallas, 41-17	48,754
1979	Cleve.	Cleve., 26-7	80,123
1982	Dallas	Dallas, 31-14	46,267
1985	Dallas	Dallas, 20-7	61,456
1988	Cleve.	Cleve., 24-21	77,683

*Eastern Conference Championship Game

Denver Broncos
(Dallas Leads Series, 3-2)

Year	Site	Winner-Score	Att.
1973	Denver	Dallas, 22-10	51,706
1977	Dallas	Dallas, 14-6	63,752
1978*	N. Orleans	Dallas, 27-10	76,400
1980	Denver	Denver, 41-20	74,919
1986	Denver	Denver, 29-14	76,082

*Super Bowl XII, Jan. 15, 1978

Detroit Lions (Dallas Leads Series 7-4)

Year	Site	Winner-Score	Att.
1960	Detroit	Detroit, 23-14	43,272
1963	Dallas	Dallas, 17-14	27,262
1968	Dallas	Dallas, 59-13	61,382
1970*	Dallas	Dallas, 5-0	73,167
1972	Dallas	Dallas, 28-24	65,378
1975	Detroit	Dallas, 36-10	79,784
1977	Dallas	Dallas, 37-0	63,160
1981	Detroit	Detroit, 27-24	79,694
1985	Detroit	Detroit, 26-21	72,985
1986	Detroit	Dallas, 31-7	73,812
1987	Detroit	Detroit, 27-17	45,325

*NFC Divisional Playoff Game

Green Bay Packers (Green Bay Leads Series 10-5)

Year	Site	Winner-Score	Att.
1960	Gr. Bay	Green Bay, 41-7	32,294
1964	Dallas	Green Bay, 45-21	44,975
1965	Milwau.	Green Bay, 13-3	48,311
1966*	Dallas	Green Bay, 34-27	75,504
1967*	Gr. Bay	Green Bay, 21-17	50,861
1968	Dallas	Green Bay, 28-17	74,604
1970	Dallas	Dallas, 16-3	67,182
1972	Milwau.	Green Bay, 16-14	47,103
1975	Dallas	Green Bay, 19-17	64,934
1978	Milwau.	Dallas, 42-14	55,256
1980	Milwau.	Dallas, 28-7	54,776
1982**	Dallas	Dallas, 37-26	63,972
1984	Dallas	Dallas, 20-6	64,222
1989	Gr. Bay	Green Bay, 31-13	56,656
1989	Dallas	Green Bay, 20-10	41,265

*NFL Championship Game

**Super Bowl Tournament

Houston Oilers (Dallas Leads Series, 4-2)

Year	Site	Winner-Score	Att.
1970	Dallas	Dallas, 52-10	50,504
1974	Houston	Dallas, 10-0	49,775
1979	Dallas	Houston, 30-24	63,897
1982	Houston	Dallas, 37-7	51,808
1985	Houston	Dallas, 17-10	49,686
1988	Dallas	Houston, 25-17	50,845

Indianapolis Colts (Dallas Leads Series, 6-3)

Year	Site	Winner-Score	Att.
1960	Dallas	Baltimore, 45-7	25,500
1967	Balt.	Baltimore, 23-17	60,238
1969	Dallas	Dallas, 27-10	63,191
1970*	Miami	Baltimore, 16-13	80,055

Continued

Indianapolis Colts Cont.

1972	Balt.	Dallas, 21-0	58,992
1976	Dallas	Dallas, 30-27	64,237
1978	Dallas	Dallas, 38-0	64,224
1981	Balt.	Dallas, 37-13	54,871
1984	Dallas	Dallas, 22-3	58,724

*Super Bowl V, Jan. 17, 1971

Kansas City Chiefs (Series Tied, 2-2)

Year	Site	Winner-Score	Att.
1970	Kan. City	Dallas, 27-16	51,158
1975	Dallas	Kansas City, 34-31	63,539
1983	Dallas	Dallas, 41-21	64,103
1989	Kan. City	Kansas City, 36-28	76,841

L.A. Raiders (Raiders Lead Series, 3-1)

Year	Site	Winner-Score	Att.
1974	Oakland	Oakland, 27-23	45,850
1980	Oakland	Dallas, 19-13	53,194
1983	Dallas	L.A., 40-38	64,991
1986	Dallas	L.A., 17-13	61,706

L.A. Rams (Rams Lead Series, 12-11)

Year	Site	Winner-Score	Att.
1960	Dallas	L.A., 38-13	16,000
1962	L.A.	Dallas, 27-17	26,907
1967	Dallas	L.A., 35-13	75,229
1969	L.A.	L.A., 24-23	79,105
1971	Dallas	Dallas, 28-21	66,595
1973	L.A.	L.A., 37-31	81,428
1973*	Dallas	Dallas, 27-16	64,291
1975	Dallas	Dallas, 18-7	49,091
1975**	L.A.	Dallas, 37-7	84,483
1976*	Dallas	L.A., 14-12	62,436
1978	L.A.	L.A., 27-14	65,749
1978**	L.A.	Dallas, 28-0	67,470
1979	Dallas	Dallas, 30-6	64,462
1979*	Dallas	L.A., 21-19	64,792
1980	L.A.	L.A., 38-14	62,548
1980\$	Dallas	Dallas, 34-13	64,533
1981	Dallas	Dallas, 29-17	64,649
1983\$	Dallas	L.A., 24-17	43,521
1984	L.A.	Dallas, 20-13	65,403
1985*	L.A.	L.A., 20-0	66,351
1986	L.A.	L.A., 29-10	64,949
1987	L.A.	Dallas, 29-21	60,700
1989	Dallas	L.A., 35-31	46,100

1990 Nov. 18 at Los Angeles

\$ NFC Wild Card Game

* NFC Divisional Playoff Game

** NFC Championship Game

LOS ANGELES RAMS

'89 Results (11-5)		'90 Schedule	
31 @Atlanta	21	Sept. 9-@Green Bay	
31 Indianapolis	17	Sept. 16-@Tampa Bay	
41 Green Bay	38	Sept. 23-Philadelphia	
13 @San Francisco	12	Sept. 30-open	
26 Atlanta	14	Oct. 7-Cincinnati	
20 @Buffalo	23	Oct. 14-@Chicago	
21 New Orleans	40	Oct. 21-Atlanta	
10 @Chicago	20	Oct. 29-@Pittsburgh	
21 @Minnesota	23	Nov. 4-Houston	
31 N.Y. Giants	10	Nov. 11-N.Y. Giants	
37 Phoenix	14	Nov. 18-DALLAS	
20 @New Orleans	17	Nov. 25-@San Francisco	
35 @DALLAS	31	Dec. 2-@Cleveland	
27 San Francisco	30	Dec. 9-New Orleans	
38 N.Y. Jets	14	Dec. 17-San Francisco	
24 @New England	20	Dec. 23-@Atlanta	
426	344	Dec. 31-@New Orleans	

Miami Dolphins
(Miami Leads Series, 5-2)

Year	Site	Winner-Score	Att.
1971*	N.Orleans	Dallas, 24-3	81,035
1973	Dallas	Miami, 14-7	64,100
1978	Miami	Miami, 23-16	69,414
1981	Dallas	Dallas, 28-27	64,221
1984	Miami	Miami, 28-21	74,139
1987	Dallas	Miami, 20-14	56,519
1989	Dallas	Miami, 17-14	56,044

*Super Bowl VI, Jan. 16, 1972

Minnesota Vikings
(Dallas Leads Series, 10-7)

Year	Site	Winner-Score	Att.
1961	Dallas	Dallas, 21-7	20,500
1961	Minn.	Dallas, 28-0	33,070
1966	Dallas	Dallas, 28-17	64,116
1968	Dallas	Dallas, 20-7	47,644
1970	Minn.	Minn., 54-13	47,900
1971*	Minn.	Dallas, 20-12	49,100
1973**	Dallas	Minn., 27-10	64,524
1974	Dallas	Minn., 23-21	57,847
1975*	Minn.	Dallas, 17-14	48,341
1977	Minn.	Dallas, 16-10(OT)	47,678
1977**	Dallas	Dallas, 23-6	61,968
1978	Dallas	Minn., 21-10	61,848
1979	Minn.	Dallas, 36-20	47,572
1982	Minn.	Minn., 31-27	60,007
1983	Minn.	Dallas, 37-24	60,774
1987	Dallas	Minn., 44-38(OT)	54,229
1988	Dallas	Minn., 43-3	57,830

*NFC Divisional Playoff Game
**NFC Championship Game

New England Patriots
(Dallas Leads Series, 6-0)

Year	Site	Winner-Score	Att.
1971	Dallas	Dallas, 44-21	65,708
1975	N. Eng.	Dallas, 34-31	60,905
1978	Dallas	Dallas, 17-10	63,263

New England Patriots Cont.

1981	N. Eng.	Dallas, 35-21	60,311
1984	Dallas	Dallas, 20-17	55,341
1987	N. Eng.	Dallas, 23-17(OT)	60,567

New Orleans Saints
(Dallas Leads Series, 11-3)

Year	Site	Winner-Score	Att.
1967	Dallas	Dallas, 14-10	52,562
1967	N.O.	Dallas, 27-10	83,437
1968	N.O.	Dallas, 17-3	84,728
1969	N.O.	Dallas, 21-17	79,567
1969	Dallas	Dallas, 33-17	68,282
1971	N.O.	N.O., 24-14	83,088
1973	Dallas	Dallas, 40-3	53,972
1976	N.O.	Dallas, 24-6	61,413
1978	Dallas	Dallas, 27-7	57,920
1982	Dallas	Dallas, 21-7	64,506
1983	Dallas	Dallas, 21-20	62,136
1984	Dallas	Dallas, 30-27(OT)	50,966
1988	N.O.	N.O., 20-17	68,474
1989	N.O.	N.O., 28-0	66,977

1990 Dec. 2 at Dallas

NEW ORLEANS SAINTS

'89 Results (9-7)		'90 Schedule	
28 DALLAS	0	Sept. 10-San Francisco	
34 @Green Bay	35	Sept. 16-@Minnesota	
10 @Tampa Bay	20	Sept. 23-Phoenix	
14 Washington	16	Sept. 30-open	
20 San Francisco	24	Oct. 7-@Atlanta	
29 N.Y. Jets	14	Oct. 14-Cleveland	
40 @L.A. Rams	21	Oct. 21-@Houston	
20 Atlanta	13	Oct. 28-Detroit	
13 @San Francisco	31	Nov. 4-@Cincinnati	
28 @New England	24	Nov. 11-Tampa Bay	
26 @Atlanta	17	Nov. 18-@Washington	
17 L.A. Rams	20	Nov. 25-Atlanta	
14 @Detroit	21	Dec. 2-@DALLAS	
22 @Buffalo	19	Dec. 9-@L.A. Rams	
30 Philadelphia	20	Dec. 16-Pittsburgh	
41 Indianapolis	6	Dec. 23-@San Francisco	
386	301	Dec. 31-L.A. Rams	

New York Giants
(Dallas Leads Series, 35-18-2)

Year	Site	Winner-Score	Att.
1960	New York	Tie, 31-31	55,033
1961	Dallas	New York, 31-10	41,500
1961	New York	Dallas, 17-16	60,254
1962	Dallas	New York, 41-10	45,668
1962	New York	New York, 41-31	62,694
1963	New York	New York, 37-21	62,889
1963	Dallas	New York, 34-27	29,635
1964	Dallas	Tie, 13-13	33,225
1964	New York	Dallas, 31-21	63,031
1965	Dallas	Dallas, 31-2	59,366
1965	New York	Dallas, 38-20	62,871
1966	Dallas	Dallas, 52-7	60,010
1966	New York	Dallas, 17-7	62,735
1967	Dallas	Dallas, 38-24	66,209
1968	Dallas	New York, 27-21	72,163
1968	New York	Dallas, 28-10	62,617

Continued

Continued

THE OPPONENTS

New York Giants Cont.

1969	Dallas	Dallas, 25-3	58,964
1970	Dallas	Dallas, 28-10	57,236
1970	New York	New York, 23-20	62,938
1971	Dallas	Dallas, 20-13	68,378
1971	New York	Dallas, 42-14	62,815
1972	New York	Dallas, 23-14	62,725
1972	Dallas	New York, 23-3	64,602
1973	Dallas	Dallas, 45-28	64,898
1973	N. Haven	Dallas, 23-10	70,128
1974	Dallas	New York, 14-6	46,353
1974	N. Haven	Dallas, 21-7	61,191
1975	New York	Dallas, 13-7	56,511
1975	Dallas	Dallas, 14-3	53,329
1976	New York	Dallas, 24-14	76,042
1976	Dallas	Dallas, 9-3	58,870
1977	Dallas	Dallas, 41-21	64,215
1977	New York	Dallas, 24-10	74,532
1978	New York	Dallas, 34-24	73,265
1978	Dallas	Dallas, 24-3	64,869
1979	New York	Dallas, 16-14	76,490
1979	Dallas	Dallas, 28-7	63,787
1980	Dallas	Dallas, 24-3	59,126
1980	New York	New York, 38-35	68,343
1981	Dallas	Dallas, 18-10	63,499
1981	New York	N.Y., 13-10(OT)	73,009
1983	Dallas	Dallas, 28-13	62,347
1983	New York	Dallas, 38-20	76,142
1984	New York	New York, 28-7	75,921
1984	Dallas	New York, 19-7	60,235
1985	New York	Dallas, 30-29	74,981
1985	Dallas	Dallas, 28-21	62,310
1986	Dallas	Dallas, 31-28	59,804
1986	New York	New York, 17-14	74,871
1987	New York	Dallas, 16-14	73,426
1987	Dallas	Dallas, 33-24	55,730
1988	Dallas	New York, 12-10	55,325
1988	New York	New York, 29-21	75,826
1989	Dallas	New York, 30-13	51,785
1989	New York	New York, 15-0	72,141

1990 Sept. 16 at Dallas

1990 Sept. 30 at New York

NEW YORK GIANTS

'89 Results (12-4)		'90 Schedule	
27	@ Washington	24	Sept. 9-Philadelphia
24	Detroit	14	Sept. 16-@DALLAS
35	Phoenix	7	Sept. 23-Miami
30	@DALLAS	13	Sept. 30-DALLAS
19	@Philadelphia	21	Oct. 7-open
20	Washington	17	Oct. 14-@Washington
20	@San Diego	13	Oct. 21-Phoenix
24	Minnesota	14	Oct. 28-Washington
20	@Phoenix	13	Nov. 5-@Indianapolis
10	@L.A. Rams	31	Nov. 11-@L.A. Rams
15	Seattle	3	Nov. 18-Detroit
24	@San Francisco	34	Nov. 25-@Philadelphia
17	Philadelphia	24	Dec. 3-@San Francisco
14	@Denver	7	Dec. 9-Minnesota
15	DALLAS	0	Dec. 15-Buffalo
34	L.A. Raiders	17	Dec. 23-@Phoenix
348		252	Dec. 30-@New England

N.Y. Jets

(Dallas Leads Series, 4-0)

Year	Site	Winner-Score	Att.
1971	Dallas	Dallas, 52-10	66,689
1975	New York	Dallas, 31-21	37,279
1978	New York	Dallas, 30-7	52,532
1987	New York	Dallas, 38-24	12,370

1990 Nov. 4 at New York

NEW YORK JETS

'89 Results (4-12)		'90 Schedule	
24	New England	27	Sept. 9-@Cincinnati
24	@Cleveland	38	Sept. 16-Cleveland
40	@Miami	33	Sept. 24-Buffalo
10	Indianapolis	17	Sept. 30-@New England
7	L.A. Raiders	14	Oct. 7-@Miami
14	@New Orleans	29	Oct. 14-San Diego
3	@Buffalo	34	Oct. 21-@Buffalo
10	San Francisco	23	Oct. 28-@Houston
27	@New England	26	Nov. 4-DALLAS
23	Miami	31	Nov. 11-Miami
10	@Indianapolis	27	Nov. 18-@Indianapolis
27	Atlanta	7	Nov. 25-Pittsburg
20	@San Diego	17	Dec. 2-@San Diego
0	Pittsburg	13	Dec. 9-open
14	@L.A. Rams	38	Dec. 16-Indianapolis
0	Buffalo	37	Dec. 23-New England
253		411	Dec. 30-@Tampa Bay

Philadelphia Eagles

(Dallas Leads Series, 36-23)

Year	Site	Winner-Score	Att.
1960	Dallas	Phil., 27-25	18,500
1961	Dallas	Phil., 43-7	25,000
1961	Phil.	Phil., 35-13	60,127
1962	Dallas	Dallas, 41-19	18,645
1962	Phil.	Phil., 28-14	58,070
1963	Phil.	Phil., 24-21	60,671
1963	Dallas	Dallas, 27-20	23,694
1964	Dallas	Phil., 17-14	55,972
1964	Phil.	Phil., 24-14	60,671
1965	Dallas	Phil., 35-24	56,249
1965	Phil.	Dallas, 21-19	54,714
1966	Dallas	Dallas, 56-7	69,372
1966	Phil.	Phil., 24-23	60,658
1967	Phil.	Phil., 21-14	60,740
1967	Dallas	Dallas, 38-17	55,834
1968	Phil.	Dallas, 45-13	60,858
1968	Dallas	Dallas, 34-14	72,083
1969	Phil.	Dallas, 38-7	60,658
1969	Dallas	Dallas, 49-14	71,509
1970	Phil.	Dallas, 17-7	59,728
1970	Dallas	Dallas, 21-17	55,736
1971	Phil.	Dallas, 42-7	65,358
1971	Dallas	Dallas, 20-7	60,178
1972	Dallas	Dallas, 28-6	55,850
1972	Phil.	Dallas, 28-7	65,720
1973	Phil.	Phil., 30-16	65,954
1973	Dallas	Dallas, 31-10	61,985
1974	Phil.	Phil., 13-10	64,088
1974	Dallas	Dallas, 31-24	43,586

Continued

THE OPPONENTS

Philadelphia Eagles Cont.

1975	Phil.	Dallas, 20-17	64,889
1975	Dallas	Dallas, 27-17	57,893
1976	Dallas	Dallas, 27-7	54,052
1976	Phil.	Dallas, 26-7	55,072
1977	Phil.	Dallas, 16-10	65,507
1977	Dallas	Dallas, 24-14	60,289
1978	Dallas	Dallas, 14-7	60,525
1978	Phil.	Dallas, 31-13	64,667
1979	Dallas	Phil., 31-21	62,417
1979	Phil.	Dallas, 24-17	71,434
1980	Phil.	Phil., 17-10	70,696
1980	Dallas	Dallas, 35-27	62,548
1981*	Phil.	Phil., 20-7	70,696
1981	Phil.	Dallas, 17-14	72,111
1981	Dallas	Dallas, 21-10	64,955
1982	Dallas	Phil., 24-20	46,199
1983	Dallas	Dallas, 37-7	63,070
1983	Phil.	Dallas, 27-20	71,236
1984	Dallas	Dallas, 23-17	64,521
1984	Phil.	Dallas, 26-10	66,322
1985	Phil.	Phil., 16-14	70,114
1985	Dallas	Dallas, 35-17	54,047
1986	Phil.	Dallas, 17-14	68,572
1986	Dallas	Phil., 23-21	46,117
1987	Dallas	Dallas, 41-22	40,622
1987	Phil.	Phil., 37-20	61,630
1988	Phil.	Phil., 24-23	66,309
1988	Dallas	Phil., 23-7	46,131
1989	Dallas	Phil., 27-0	54,444
1989	Phil.	Phil., 20-10	59,842

1990 Oct. 28 at Dallas

1990 Dec. 23 at Philadelphia

*NFC Championship Game

PHILADELPHIA EAGLES

'89 Results (11-5)		'90 Schedule	
31	Seattle	7	Sept. 9-@N.Y. Giants
42	@Washington	37	Sept. 16-Phoenix
28	San Francisco	38	Sept. 23-@L.A. Rams
13	@Chicago	27	Sept. 30-Indianapolis
21	N.Y. Giants	19	Oct. 7-open
17	@Phoenix	5	Oct. 15-Minnesota
10	L.A. Raiders	7	Oct. 21-@Washington
28	@Denver	24	Oct. 28-@DALLAS
17	@San Diego	20	Nov. 4-New England
3	Washington	10	Nov. 12-Washington
10	Minnesota	9	Nov. 18-@Atlanta
27	@DALLAS	0	Nov. 25-N.Y. Giants
24	@N.Y. Giants	17	Dec. 2-@Buffalo
20	DALLAS	10	Dec. 9-@Miami
20	@New Orleans	30	Dec. 16-Green Bay
31	Phoenix	14	Dec. 23-DALLAS
342		274	Dec. 29-@Phoenix

Phoenix Cardinals

(Dallas Leads Series, 33-21-1)

Year	Site	Winner-Score	Att.
1960	St. Louis	St. Louis, 12-10	23,128
1961	Dallas	St. Louis, 31-17	20,500
1961	St. Louis	St. Louis, 31-13	15,384

Continued

Phoenix Cardinals Cont.

1962	Dallas	St. Louis, 28-24	16,027
1962	St. Louis	St. Louis, 55-20	14,201
1963	Dallas	St. Louis, 34-7	36,432
1963	St. Louis	Dallas, 28-24	12,695
1964	Dallas	St. Louis, 16-6	36,605
1964	St. Louis	Dallas, 31-13	28,253
1965	St. Louis	St. Louis, 20-13	32,034
1965	Dallas	Dallas, 27-13	38,499
1966	St. Louis	Tie, 10-10	50,673
1966	Dallas	Dallas, 31-17	76,965
1967	Dallas	Dallas, 46-21	68,787
1968	Dallas	Dallas, 27-10	48,296
1969	Dallas	Dallas, 24-3	62,134
1970	St. Louis	St. Louis, 20-7	50,780
1970	Dallas	St. Louis, 38-0	69,323
1971	St. Louis	Dallas, 16-13	50,486
1971	Dallas	Dallas, 31-12	66,672
1972	Dallas	Dallas, 33-24	65,218
1972	St. Louis	Dallas, 27-6	49,787
1973	Dallas	Dallas, 45-10	64,729
1973	St. Louis	Dallas, 30-3	43,946
1974	St. Louis	St. Louis, 31-28	49,885
1974	Dallas	Dallas, 17-14	64,146
1975	Dallas	Dallas, 37-31	52,417
1975	St. Louis	St. Louis, 31-17	49,701
1976	St. Louis	St. Louis, 21-17	50,317
1976	Dallas	Dallas, 19-14	62,498
1977	St. Louis	Dallas, 30-24	50,129
1977	Dallas	St. Louis, 24-17	64,038
1978	Dallas	Dallas, 21-12	62,760
1978	St. Louis	Dallas, 24-21(OT)	48,991
1979	St. Louis	Dallas, 22-21	50,855
1979	Dallas	Dallas, 22-13	64,300
1980	St. Louis	Dallas, 27-24	50,701
1980	Dallas	Dallas, 31-21	52,567
1981	Dallas	Dallas, 30-17	63,602
1981	St. Louis	St. Louis, 20-17	49,777
1982	St. Louis	Dallas, 24-7	50,705
1983	St. Louis	Dallas, 34-17	48,532
1983	Dallas	Dallas, 35-17	60,764
1984	Dallas	St. Louis, 31-20	61,438
1984	St. Louis	Dallas, 24-17	48,721
1985	St. Louis	St. Louis, 21-10	49,347
1985	Dallas	Dallas, 35-17	54,125
1986	St. Louis	Dallas, 31-7	49,077
1986	Dallas	Dallas, 37-6	60,756
1987	St. Louis	St. Louis, 24-13	47,241
1987	Dallas	Dallas, 21-16	36,788
1988	Phoenix	Dallas, 17-14	67,139
1988	Dallas	Phoenix, 16-10	42,196
1989	Dallas	Phoenix, 19-10	44,431
1989	Phoenix	Phoenix, 24-20	49,657

1990 Oct. 14 at Phoenix

1990 Dec. 16 at Dallas

PHOENIX CARDINALS

'89 Results (5-11)		'90 Schedule	
16 @ Detroit	13	Sept. 9-@Washington	
34 @ Seattle	24	Sept. 16-@Philadelphia	
7 @N.Y. Giants	35	Sept. 23-@New Orleans	
13 San Diego	24	Sept. 30-Washington	
28 @Washington	30	Oct. 7-open	
5 Philadelphia	17	Oct. 14-DALLAS	
34 Atlanta	20	Oct. 21-@N.Y. Giants	
19 @DALLAS	10	Oct. 28-Chicago	
13 N.Y. Giants	20	Nov. 4-@Miami	
24 DALLAS	20	Nov. 11-@Buffalo	
14 @L.A. Rams	37	Nov. 18-Green Bay	
13 Tampa Bay	14	Nov. 25-New England	
10 Washington	29	Dec. 2-Indianapolis	
14 @L.A. Raiders	16	Dec. 9-@Atlanta	
0 Denver	37	Dec. 16-@DALLAS	
14 @Philadelphia	31	Dec. 23-N.Y. Giants	
258	377	Dec. 29-Philadelphia	

Pittsburgh Steelers

(Pittsburgh Leads Series 13-11)

Year	Site	Winner-Score	Att.
1960	Dallas	Pitts., 35-28	30,000
1961	Dallas	Dallas, 27-24	23,500
1961	Pitts.	Pitts., 37-7	17,519
1962	Dallas	Pitts., 30-28	19,478
1962	Pitts.	Dallas, 42-27	23,106
1963	Pitts.	Pitts., 27-21	19,047
1963	Dallas	Pitts., 24-19	24,136
1964	Pitts.	Pitts., 23-17	35,594
1964	Dallas	Dallas, 17-14	35,271
1965	Pitts.	Pitts., 22-13	37,804
1965	Dallas	Dallas, 24-17	57,293
1966	Dallas	Dallas, 52-21	58,453
1966	Pitts.	Dallas, 20-7	42,185
1967	Pitts.	Dallas, 24-21	39,641
1968	Dallas	Dallas, 28-7	55,069
1969	Pitts.	Dallas, 10-7	24,990
1972	Dallas	Dallas, 17-13	65,682
1975*	Miami	Pitts., 21-17	80,187
1977	Pitts.	Pitts., 28-13	49,761
1978**	Miami	Pitts., 35-31	78,656
1979	Pitts.	Pitts., 14-3	50,199
1982	Dallas	Pitts., 36-28	63,431
1985	Dallas	Dallas, 27-13	62,932
1988	Pitts.	Pitts., 24-21	56,813

*Super Bowl X, Jan. 18, 1976

**Super Bowl XIII, Jan. 21, 1979

San Diego Chargers
(Dallas Leads Series, 3-1)

Year	Site	Winner-Score	Att.
1972	San Diego	Dallas, 34-28	54,476
1980	Dallas	Dallas, 42-31	60,639
1983	San Diego	San Diego, 24-23	46,192
1986	San Diego	Dallas, 24-21	55,622

1990 Sept. 9 at Dallas

SAN DIEGO CHARGERS

'89 Results (6-10)		'90 Schedule	
14 @L.A. Raiders	40	Sept. 9-@DALLAS	
27 Houston	34	Sept. 16-Cincinnati	
21 Kansas City	6	Sept. 23-@Cleveland	
24 @Phoenix	13	Sept. 30-Houston	
10 @Denver	16	Oct. 7-@Pittsburgh	
16 Seattle	17	Oct. 14-@N.Y. Jets	
13 N.Y. Giants	20	Oct. 21-L.A. Raiders	
7 @Seattle	10	Oct. 28-Tampa Bay	
20 Philadelphia	17	Nov. 4-@Seattle	
14 L.A. Raiders	12	Nov. 11-Denver	
17 @Pittsburgh	20	Nov. 18-@Kansas City	
6 @Indianapolis	10	Nov. 25-Seattle	
17 N.Y. Jets	20	Dec. 2-N.Y. Jets	
21 @Washington	26	Dec. 9-open	
20 @Kansas City	13	Dec. 16-@Denver	
19 Denver	16	Dec. 23-Kansas City	
266	290	Dec. 30-@L.A. Raiders	

San Francisco 49ers

(San Francisco Leads Series 9-8-1)

Year	Site	Winner-Score	Att.
1960	Dallas	San Fran., 26-14	10,000
1963	San Fran.	San Fran., 31-24	29,563
1965	Dallas	Dallas, 39-31	33,677
1967	San Fran.	San Fran., 24-16	27,182
1969	Dallas	Tie, 24-24	62,348
1970*	San Fran.	Dallas, 17-10	59,625
1971**	Dallas	Dallas, 14-3	66,311
1972	Dallas	San Fran., 31-10	65,124
1972*	San Fran.	Dallas, 30-28	61,214
1974	Dallas	Dallas, 20-14	50,018
1977	San Fran.	Dallas, 42-35	55,848
1979	San Fran.	Dallas, 21-13	56,728
1980	Dallas	Dallas, 59-14	63,399
1981	San Fran.	San Fran., 45-14	57,574
1981**	San Fran.	San Fran., 28-27	60,525
1983	San Fran.	San Fran., 42-17	59,957
1985	San Fran.	San Fran., 31-16	60,114
1989	Dallas	San Fran., 31-14	61,077

1990 Nov. 11 at Dallas

*NFC Divisional Playoff Game

**NFC Championship Game

SAN FRANCISCO 49ERS

'89 Results (14-2)		'90 Schedule	
30 @Indianapolis	24	Sept. 10-@New Orleans	
20 @Tampa Bay	16	Sept. 16-Washington	
38 @Philadelphia	28	Sept. 23-Atlanta	
12 L.A. Rams	13	Sept. 30-open	
24 @New Orleans	20	Oct. 7-@Houston	
31 @DALLAS	14	Oct. 14-@Atlanta	
37 New England	20	Oct. 21-Pittsburgh	
23 @N.Y. Jets	10	Oct. 28-Cleveland	
31 New Orleans	13	Nov. 4-@Green Bay	
45 Atlanta	3	Nov. 11-@DALLAS	
17 Green Bay	21	Nov. 18-Tampa Bay	
34 N.Y. Giants	24	Nov. 25-L.A. Rams	
23 @Atlanta	10	Dec. 3-N.Y. Giants	
30 @L.A. Rams	27	Dec. 9-@Cincinnati	
21 Buffalo	10	Dec. 17-@L.A. Rams	
26 Chicago	0	Dec. 23-New Orleans	
442	253	Dec. 30-@Minnesota	

Seattle Seahawks
(Dallas Leads Series, 3-1)

Year	Site	Winner-Score	Att.
1976	Seattle	Dallas, 28-13	62,027
1980	Dallas	Dallas, 51-7	57,540
1983	Seattle	Dallas, 35-10	63,352
1986	Dallas	Seattle, 31-14	58,023

Tampa Bay Buccaneers
(Dallas Leads Series, 6-0)

Year	Site	Winner-Score	Att.
1977	Dallas	Dallas, 23-7	55,316
1980	Dallas	Dallas, 28-17	62,750
1981*	Dallas	Dallas, 38-0	64,848
1982	Dallas	Dallas, 14-9	49,578
1982**	Dallas	Dallas, 30-17	65,042
1983	Dallas	Dallas, 27-24(OT)	63,308

1990 Oct. 7 at Dallas
1990 Oct. 21 at Tampa Bay
*NFC Divisional Playoff
**Super Bowl Tournament

TAMPA BAY BUCCANEERS

'89 Results (5-11)		'90 Schedule	
23 @Green Bay	21	Sept. 9-@Detroit	
16 San Francisco	20	Sept. 16-L.A. Rams	
20 New Orleans	10	Sept. 23-Detroit	
3 @Minnesota	17	Sept. 30-@Minnesota	
42 Chicago	35	Oct. 7-@DALLAS	
16 Detroit	17	Oct. 14-Green Bay	
28 @Washington	32	Oct. 21-DALLAS	
23 @Cincinnati	56	Oct. 28-@San Diego	
31 Cleveland	42	Nov. 4-Chicago	
10 Minnesota	24	Nov. 11-@New Orleans	
32 @Chicago	31	Nov. 18-@San Francisco	
14 @Phoenix	13	Nov. 25-Green Bay	
16 Green Bay	17	Dec. 2-Atlanta	
17 @Houston	20	Dec. 9-open	
7 @Detroit	33	Dec. 16-Minnesota	
22 Pittsburgh	31	Dec. 23-@Chicago	
320	419	Dec. 30-N.Y. Jets	

Washington Redskins
(Dallas Leads Series, 33-25-2)

Year	Site	Winner-Score	Att.
1960	Wash.	Wash., 26-14	21,142
1961	Dallas	Tie, 28-28	17,500
1961	Wash.	Wash., 34-24	21,451
1962	Dallas	Tie, 35-35	15,730
1962	Wash.	Dallas, 38-10	49,888
1963	Wash.	Wash., 21-17	40,101
1963	Dallas	Dallas, 35-20	18,838
1964	Dallas	Dallas, 24-18	25,158
1964	Wash.	Wash., 28-16	49,219
1965	Dallas	Dallas, 27-7	61,577
1965	Wash.	Wash., 34-31	50,205
1966	Wash.	Dallas, 31-30	50,927
1966	Dallas	Wash., 34-31	64,198
1967	Wash.	Dallas, 17-14	50,566
1967	Dallas	Wash., 27-20	75,538
1968	Dallas	Dallas, 29-20	66,076
1968	Wash.	Dallas, 44-24	50,816

Continued

Washington Redskins Cont.

1969	Wash.	Dallas, 41-28	50,474
1969	Dallas	Dallas, 20-10	56,924
1970	Wash.	Dallas, 45-21	50,415
1970	Dallas	Dallas, 34-0	57,936
1971	Dallas	Wash., 20-16	72,000
1971	Wash.	Dallas, 13-0	53,041
1972	Wash.	Wash., 24-20	53,039
1972	Dallas	Dallas, 34-24	65,136
1972*	Wash.	Wash., 26-3	53,129
1973	Wash.	Wash., 14-7	54,314
1973	Dallas	Dallas, 27-7	64,458
1974	Wash.	Wash., 28-21	54,395
1974	Dallas	Dallas, 24-23	63,243
1975	Wash.	Wash., 30-24(OT)	55,004
1975	Dallas	Dallas, 31-10	61,091
1976	Wash.	Dallas, 20-7	55,004
1976	Dallas	Wash., 27-14	59,916
1977	Dallas	Dallas, 34-16	62,115
1977	Wash.	Dallas, 14-7	55,031
1978	Wash.	Wash., 9-5	55,031
1978	Dallas	Dallas, 37-10	64,905
1979	Wash.	Wash., 34-20	55,031
1979	Dallas	Dallas, 35-34	62,867
1980	Wash.	Dallas, 17-3	55,045
1980	Dallas	Dallas, 14-10	58,809
1981	Wash.	Dallas, 26-10	55,045
1981	Dallas	Dallas, 24-10	64,583
1982	Wash.	Dallas, 24-10	54,633
1982*	Wash.	Wash., 31-17	55,045
1983	Wash.	Dallas, 31-30	55,045
1983	Dallas	Wash., 31-10	65,074
1984	Wash.	Wash., 34-14	55,431
1984	Dallas	Wash., 30-28	64,286
1985	Dallas	Dallas, 44-14	62,292
1985	Wash.	Dallas, 13-7	55,750
1986	Dallas	Dallas, 30-6	63,264
1986	Wash.	Wash., 41-14	55,642
1987	Dallas	Wash., 13-7	60,415
1987	Wash.	Wash., 24-20	54,882
1988	Dallas	Wash., 35-17	63,235
1988	Wash.	Dallas, 24-17	51,526
1989	Dallas	Wash., 30-7	63,200
1989	Wash.	Dallas, 13-3	53,187

Sept. 23 at Washington


Nov. 22 at Dallas

*NFC Championship Game

WASHINGTON REDSKINS

'89 Results (10-6)		'90 Schedule	
24	N.Y. Giants	27	Sept. 9-Phoenix
37	Philadelphia	42	Sept. 16-@San Francisco
30	@DALLAS	7	Sept. 23-DALLAS
16	@New Orleans	14	Sept. 30-@Phoenix
30	Phoenix	28	Oct. 7-open
17	@N.Y. Giants	20	Oct. 14-N.Y. Giants
32	Tampa Bay	28	Oct. 21-Philadelphia
24	@L.A. Raiders	37	Oct. 28-@N.Y. Giants
3	DALLAS	13	Nov. 4-@Detroit
10	@Philadelphia	3	Nov. 12-@Philadelphia
10	Denver	14	Nov. 18-New Orleans
38	Chicago	14	Nov. 22-@DALLAS
29	@Phoenix	10	Dec. 2-Miami
26	San Diego	21	Dec. 9-Chicago
31	@Atlanta	30	Dec. 15-@New England
29	@Seattle	0	Dec. 22-@Indianapolis
386		308	Dec. 30-Buffalo

1989 SEASON



The 1989 Season At A Glance

New Orleans 28, Dallas 0
At New Orleans, Sept. 10, 1989

DALLAS	0	0	0	0-0
NEW ORLEANS	7	14	0	7-28

Saints — Hilliard 4 run (Andersen kick)
 Saints — Heyward 1 run (Andersen kick)
 Saints — Shepard 56 punt return (Andersen kick)
 Saints — Frazier 1 run (Andersen kick)
 Attendance — 68,562

	Cowboys	Saints
First Downs	10	26
Total Net Yards	174	344
Net Yards Rushing	20	199
Net Yards Passing	154	145
Passes	36-18	19-16
Sacked/Yards	2/30	1/8
Passes Intercepted By	0	2
Punts-Average	6-45.2	3-30.0
Fumbles-Lost	2-0	3-1
Penalties-Yards	10-91	7-40

Rushing

Cowboys — Aikman, 1 for 13; Walker, 8 for 10; Scott, 1 for -3.

Saints — Hilliard, 22 for 83, 1 touchdown; Frazier, 12 for 83, 1 touchdown; Heyward, 7 for 26, 1 touchdown; Hebert, 2 for 11; Jordan, 1 for 3; Hill, 1 for -7.

Passing

Cowboys — Aikman, 17 of 35 for 180 yards, 2 interceptions; Saxon, 1 of 1 for 4 yards.

Saints — Hebert, 16 of 19 for 153 yards.

Receiving

Cowboys — Irvin, 4 for 53; Martin, 4 for 47; Walker, 4 for 36; Scott, 4 for 30; Folsom, 1 for 14; Ruzek, 1 for 4.

Saints — Hill, 5 for 47; Martin, 5 for 46; Turner, 2 for 23; Shepard, 1 for 13; Brenner, 1 for 10; Hilliard, 1 for 9; Scales, 1 for 5.

Atlanta 27, Dallas 21
At Atlanta, Sept. 17, 1989

DALLAS	14	7	0	0-21
ATLANTA	7	3	10	7-27

Cowboys — Irvin 65 pass from Aikman (Ruzek kick)
 Falcons — Butler 29 fumble return (McFadden kick)

Cowboys — Walker 4 run (Ruzek kick)

Falcons — FG McFadden 28

Cowboys — Walker 20 run (Ruzek kick)

Falcons — FG McFadden 38

Falcons — Flowers 1 run (McFadden kick)

Falcons — Settle 4 run (McFadden kick)

Attendance — 55,285

	Cowboys	Falcons
First Downs	18	23
Total Net Yards	349	333
Net Yards Rushing	108	90
Net Yards Passing	241	243
Passes	23-13	29-21
Sacked/Yards	0/0	2/12
Passes Intercepted By	0	2
Punts-Average	4-44.3	4-34.5
Fumbles-Lost	2-1	0-0
Penalties-Yards	8-85	3-17

Rushing

Cowboys — Walker, 23 for 85, 2 touchdowns; Aikman, 5 for 13; Irvin, 1 for 6; Sargent, 1 for 4.

Falcons — Settle, 23 for 82, 1 touchdown; Lang, 3 for 8; Flowers, 1 for 1, 1 touchdown; Haynes, 1 for 0; Miller, 2 for -1.

Passing

Cowboys — Aikman, 13 of 23 for 241 yards, 1 touchdown, 2 interceptions.

Falcons — Miller, 21 of 29 for 255 yards.

Receiving

Cowboys — Irvin, 5 for 115, 1 touchdown; Walker, 2 for 60; Folsom, 2 for 26; Scott, 2 for 17; Martin, 1 for 19; Johnston, 1 for 4.

Falcons — Collins, 5 for 95; Haynes, 5 for 57; Heller, 5 for 51; Lang, 3 for 27; Beckman, 2 for 15; Settle, 1 for 10.

Washington 30, Dallas 7
At Dallas, Sept. 24, 1989

WASHINGTON	14	3	3	10-30
DALLAS	7	0	0	0-7

Redskins — Walton 29 interception return (Lohmiller kick)

Cowboys — Jeffcoat 77 fumble return (Ruzek kick)

Redskins — Byner 12 run (Lohmiller kick)

Redskins — FG Lohmiller 26

Redskins — FG Lohmiller 37

Redskins — Morris 12 run (Lohmiller kick)

Redskins — FG Lohmiller 33

Attendance — 63,200

	Redskins	Cowboys
First Downs	21	10
Total Net Yards	373	190
Net Yards Rushing	165	34
Net Yards Passing	208	156
Passes	37-15	39-15
Sacked/Yards	1/8	4/27
Passes Intercepted By	4	0
Punts-Average	7-38.6	7-42.1
Fumbles-Lost	1-1	0-0
Penalties-Yards	6-40	9-52

Rushing

Redskins — Morris, 26 for 100, 1 touchdown; Byner, 3 for 30, 1 touchdown; Riggs, 10 for 26; Rypien, 1 for 9.

Cowboys — Walker, 11 for 33; Aikman, 1 for 3; Saxon, 1 for 1; Scott, 1 for -1; Sargent, 1 for -2.

Passing

Redskins — Rypien, 15 of 37 for 216 yards.

Cowboys — Walsh, 9 of 18 for 100 yards, 2 interceptions; Aikman, 6 of 21 for 83 yards, 2 interceptions.

Receiving

Redskins — Monk, 6 for 114; Sanders, 4 for 35; Clark, 2 for 40; Morris, 2 for 16; Byner, 1 for 11.

Cowboys — Irvin, 5 for 78; Walker, 3 for 35; Scott, 3 for 16; Martin, 2 for 30; Alexander, 1 for 16; Sargent, 1 for 8.

N. Y. Giants 30, Dallas 13 At Dallas, Oct. 1, 1989

N. Y. GIANTS 3 17 7 3-30
DALLAS 0 6 0 7-13

Giants — FG Allegre 37
Cowboys — FG Ruzek 19
Giants — Anderson 1 run (Allegre kick)
Cowboys — FG Ruzek 33
Giants — Meggett 33 pass from Simms (Allegre kick)
Giants — FG Allegre 32
Giants — Bavaro 13 pass from Simms (Allegre kick)
Giants — FG Allegre 27
Cowboys — Walker 27 pass from Walsh (Ruzek kick)
Attendance — 51,785

	Giants	Cowboys
First Downs	19	12
Total Net Yards	342	288
Net Yards Rushing	137	87
Net Yards Passing	205	201
Passes	19-14	30-14
Sacked/Yards	1/6	0/0
Passes Intercepted By	2	3
Punts-Average	1-38.0	5-45.4
Fumbles-Lost	2-2	0-0
Penalties-Yards	1-15	9-62

Rushing

Giants — Anderson, 16 for 45, 1 touchdown; Tillman, 6 for 31; Simms, 2 for 29; Carthon, 7 for 27; Rouson, 2 for 6; Adams, 1 for 0; Hostetler, 1 for 0; Meggett, 1 for -1.

Cowboys — Walker, 27 for 74; Aikman, 2 for 9; Sargent, 2 for 4.

Passing

Giants — Simms, 14 of 19 for 211 yards, 2 touchdowns, 3 interceptions.

Cowboys — Walsh, 13 of 24 for 190 yards, 1 touchdown, 2 interceptions; Aikman, 1 of 6 for 11 yards.

Receiving

Giants — Bavaro, 4 for 60, 1 touchdown; Anderson, 3 for 59; Turner, 3 for 30; Meggett, 2 for 38, 1 touchdown; Manuel, 2 for 24.

Cowboys — Walker, 9 for 85, 1 touchdown; Martin, 4 for 86; Dixon, 1 for 30.

Green Bay 31, Dallas 13 At Green Bay, Oct. 8, 1989

DALLAS 6 7 0 0-13
GREEN BAY 10 7 7 7-31

Cowboys — Irvin 5 pass from Walsh (kick blocked)
Packers — FG Jacke 26
Packers — Fontenot 7 pass from Majkowski (Jacke kick)
Cowboys — Lockhart 40 fumble return (Ruzek kick)
Packers — Sharpe 79 pass from Majkowski (Jacke kick)
Packers — Fontenot 38 pass from Majkowski (Jacke kick)
Packers — Kemp 4 pass from Majkowski (Jacke kick)
Attendance — 56,656

	Cowboys	Packers
First Downs	12	28
Total Net Yards	213	502
Net Yards Rushing	45	189
Net Yards Passing	168	313
Passes	29-18	32-21
Sacked/Yards	3/25	0/0
Passes Intercepted By	0	1
Punts-Average	7-39.9	3-36.3
Fumbles-Lost	2-1	2-1
Penalties-Yards	2-20	4-25

Rushing

Cowboys — Walker, 12 for 44; Johnston, 1 for 1.
Packers — Fullwood, 28 for 119; Majkowski, 9 for 32; Haddix, 6 for 23; Kemp, 1 for 8; Woodside, 1 for 7.

Passing

Cowboys — Walsh, 18 of 29 for 193 yards, 1 touchdown, 1 interception.

Packers — Majkowski, 21 of 32 for 313 yards, 4 touchdowns.

Receiving

Cowboys — Irvin, 6 for 72, 1 touchdown; Walker, 4 for 45; Sargent, 3 for 27; Martin, 3 for 23; Dixon, 1 for 18; Johnston, 1 for 8.

Packers — Sharpe, 6 for 132, 1 touchdown; Kemp, 6 for 56, 1 touchdown; Woodside, 4 for 42; Fontenot, 2 for 45, 2 touchdowns; Fullwood, 1 for 14; Query, 1 for 13; Didier, 1 for 11.

San Francisco 31, Dallas 14 At Dallas, Oct. 15, 1989

SAN FRANCISCO 0 7 7 17-31
DALLAS 0 7 7 0-14

49ers	— Jones 36 pass from Young (Cofer kick)
Cowboys	— Martin 32 pass from Walsh (Ruzek kick)
49ers	— Jackson 62 blocked field goal return (Cofer kick)
Cowboys	— Clack 1 run (Ruzek kick)
49ers	— Rice 8 pass from Young (Cofer kick)
49ers	— FG Cofer 31
49ers	— Craig 1 run (Cofer kick)
	Attendance — 61,077

	49ers	Cowboys
First Downs	17	19
Total Net Yards	318	330
Net Yards Rushing	146	60
Net Yards Passing	172	270
Passes	18-13	36-23
Sacked/Yards	1/2	4/24
Passes Intercepted By	2	1
Punts-Average	2-40.0	2-37.5
Fumbles-Lost	1-0	4-1
Penalties-Yards	8-48	3-25

Rushing

49ers — Young, 11 for 79; Craig, 18 for 61, 1 touchdown; Rathman, 2 for 6.
Cowboys — Clack, 12 for 32, 1 touchdown; Walsh, 4 for 14; Dixon, 1 for 11; Johnston, 3 for 3.

Passing

49ers — Young, 13 of 18 for 174 yards, 2 touchdowns, 1 interception.
Cowboys — Walsh, 23 of 36 for 294 yards, 1 touchdown, 2 interceptions.

Receiving

49ers — Rathman, 5 for 64; Craig, 3 for 23; Rice, 2 for 28, 1 touchdown; Jones, 1 for 36, 1 touchdown; Sydney, 1 for 13; Taylor, 1 for 10.
Cowboys — Irvin, 6 for 60; Folsom, 5 for 59; Martin, 4 for 72, 1 touchdown; Clack 4 for 69; Shepard, 2 for 21; Johnston, 2 for 13.

Kansas City 36, Dallas 28

At Kansas City, Oct. 22, 1989

DALLAS	7	7	0	14	— 28
KANSAS CITY	14	13	9	0	— 36

Chiefs — Okoye 2 run (Lowery kick)
Cowboys — Palmer 63 run (Ruzek kick)
Chiefs — Okoye 13 run (Lowery kick)
Chiefs — Saxon 4 run (Lowery kick)
Cowboys — Dixon 97 kickoff return (Ruzek kick)
Chiefs — FG Lowery 43
Chiefs — FG Lowery 27
Chiefs — Safety, McGovern blocked punt through endzone
Chiefs — Pelluer 5 run (Lowery kick)
Cowboys — Clack 1 run (Ruzek kick)
Cowboys — Folsom 4 pass from Walsh (Ruzek kick)
Attendance — 76,841

	Cowboys	Chiefs
First Downs	14	26
Total Net Yards	282	423
Net Yards Rushing	116	202

	Cowboys	Chiefs
Net Yards Passing	166	221
Passes	29-14	25-17
Sacked/Yards	0/0	2/16
Passes Intercepted By	0	0
Punts-Average	5-35.2	4-43.3
Fumbles-Lost	1-1	2-0
Penalties-Yards	13-88	7-50

Rushing

Cowboys — Palmer, 9 for 85, 1 touchdown; Shepard, 1 for 12; Clack, 2 for 8, 1 touchdown; Sargent, 1 for 5; Johnston, 3 for 5; Walsh, 1 for 1.
Chiefs — Okoye, 33 for 170, 2 touchdowns; McNair, 2 for 18; Pelluer, 2 for 13; Saxon, 3 for 11, 1 touchdown; Heard, 1 for -1, DeBerg, 1 for -2; Mandley, 1 for -7.

Passing

Cowboys — Walsh, 14 of 29 for 166 yards, 1 touchdown.
Chiefs — DeBerg, 17 of 22 for 237 yards; Pelluer, 0 of 3.

Receiving

Cowboys — Palmer, 5 for 30; Martin, 4 for 52; Dixon, 1 for 36; Johnston, 1 for 28; Shepard, 1 for 9; Ford, 1 for 7; Folsom, 1 for 4, 1 touchdown.
Chiefs — Weathers, 5 for 60; Harry, 3 for 64; McNair, 3 for 29; Hayes, 2 for 41; Paige, 2 for 33; Roberts, 1 for 6; Heard, 1 for 4.

Phoenix 19, Dallas 10

At Dallas, Oct. 29, 1989

PHOENIX	6	0	7	3	— 19
DALLAS	0	3	0	7	— 10

Cardinals — FG Del Greco 40
Cardinals — FG Del Greco 25
Cowboys — FG Ruzek 37
Cardinals — Zordich 16 interception return (Del Greco kick)
Cardinals — FG Del Greco 31
Cowboys — Shepard 37 pass from Walsh (Ruzek kick)
Cardinals — FG Del Greco 42
Attendance — 44,431

Cardinals

	Cardinals	Cowboys
First Downs	17	18
Total Net Yards	300	309
Net Yards Rushing	158	45
Net Yards Passing	142	264
Passes	31-17	49-21
Sacked/Yards	4/22	0/0
Passes Intercepted By	2	0
Punts-Average	8-43.2	6-42.3
Fumbles-Lost	0-0	1-1
Penalties-Yards	7-47	3-30

Rushing

Cardinals — Ferrell, 18 for 71; Jordan, 18 for 68; Hogeboom, 3 for 9; Baker, 3 for 5; Sikahema, 1 for 3; Wolfley, 1 for 2.
Cowboys — Palmer, 15 for 45.

Passing

Cardinals — Hogeboom, 17 of 31 for 164 yards.
Cowboys — Walsh, 21 of 49 for 264 yards, 1 touchdown, 2 interceptions.

Receiving

Cardinals — J.T. Smith, 6 for 60; Jones, 3 for 50; Awalt, 3 for 18; Novacek, 1 for 12; Sikahema, 1 for 12; Baker, 1 for 9; Ferrell, 1 for 3; Jordan, 1 for 0.

Cowboys — Martin, 7 for 78; Shepard, 4 for 92, 1 touchdown; Dixon, 3 for 33; Tautalatasi, 2 for 35; Folsom, 2 for 12; Palmer, 2 for 8; Johnston, 1 for 6.

Dallas 13, Washington 3 At Washington, Nov. 5, 1989

DALLAS	0	3	7	3-13
WASHINGTON	0	0	3	0-3

Cowboys — FG Ruzek 20
Redskins — FG Lohmiller 35
Cowboys — Palmer 2 run (Ruzek kick)
Cowboys — FG Ruzek 43
Attendance — 53,187

	Cowboys	Redskins
First Downs	17	20
Total Net Yards	262	346
Net Yards Rushing	148	50
Net Yards Passing	114	296
Passes	30-10	52-28
Sacked/Yards	3/28	0/0
Passes Intercepted By	2	0
Punts-Average	6-42.8	5-44.8
Fumbles-Lost	1-0	0-0
Penalties-Yards	0-0	8-65

Rushing

Cowboys — Palmer, 18 for 110, 1 touchdown; Dixon, 2 for 19; Shepard, 1 for 7; Johnston, 3 for 5; Tautalatasi, 3 for 4; Sargent, 1 for 2; Walsh, 1 for 1.
Redskins — Morris, 11 for 36; Riggs, 6 for 11; Byner, 3 for 10; Monk, 1 for -7.

Passing

Cowboys — Walsh, 10 of 30 for 142 yards.
Redskins — Williams, 28 of 52 for 296 yards, 2 interceptions.

Receiving

Cowboys — Martin, 5 for 93; Folsom, 3 for 36; Johnston, 1 for 7; Palmer, 1 for 6.
Redskins — Byner, 9 for 75; Monk, 8 for 98; Sanders, 6 for 46; Clark, 3 for 46; Warren, 2 for 31.

Phoenix 24, Dallas 20 At Phoenix, Nov. 12, 1989

DALLAS	3	10	0	7-20
PHOENIX	0	7	0	17-24

Cowboys — FG Zendejas 32
Cowboys — FG Zendejas 29
Cardinals — McDonald 53 interception return (Del Greco kick)
Cowboys — Martin 5 pass from Aikman (Zendejas kick)
Cardinals — FG Del Greco 45
Cardinals — Jones 38 pass from Tupa (Del Greco kick)
Cowboys — Dixon 75 pass from Aikman (Zendejas kick)
Cardinals — Jones 72 pass from Tupa (Del Greco kick)
Attendance — 49,657

Cowboys Cardinals

First Downs	21	15
Total Net Yards	444	385
Net Yards Rushing	77	69
Net Yards Passing	367	316
Passes	40-21	35-21
Sacked/Yards	1/12	3/20
Passes Intercepted By	0	2
Punts-Average	6-42.5	6-42.3
Fumbles-Lost	2-2	0-0
Penalties-Yards	4-35	8-50

Rushing

Cowboys — Palmer, 22 for 66; Sargent, 1 for 5; Johnston, 1 for 4; Tautalatasi, 1 for 2.
Cardinals — Ferrell, 13 for 44; Tupa, 5 for 14; Sikahema, 5 for 6; Hogeboom, 1 for 5.

Passing

Cowboys — Aikman, 21 of 40 for 379 yards, 2 touchdowns, 2 interceptions.
Cardinals — Tupa, 14 of 22 for 245 yards, 2 touchdowns; Hogeboom, 7 of 13 for 91 yards.

Receiving

Cowboys — Dixon, 6 for 203, 1 touchdown; Martin, 5 for 62, 1 touchdown; Shepard, 4 for 76; Palmer, 3 for 8; Folsom, 1 for 16; Johnston, 1 for 8; Tautalatasi, 1 for 6.
Cardinals — Awalt, 6 for 105; Green, 4 for 39; Sikahema, 4 for 22; Jones, 3 for 139, 2 touchdowns; Ferrell, 3 for 26; Reeves, 1 for 5.

Miami 17, Dallas 14 At Dallas, Nov. 19, 1989

MIAMI	0	10	0	7-17
DALLAS	7	7	0	0-14

Cowboys — Sargent 1 run (Zendejas kick)
Dolphins — FG Stoyanovich 23
Cowboys — Johnston 6 pass from Aikman (Zendejas kick)
Dolphins — A. Brown 48 pass from Marino (Stoyanovich kick)
Dolphins — Smith 1 run (Stoyanovich kick)
Attendance — 56,044

Dolphins Cowboys

First Downs	18	28
Total Net Yards	303	428
Net Yards Rushing	65	167
Net Yards Passing	238	261
Passes	36-21	33-25
Sacked/Yards	2/17	0/0
Passes Intercepted By	1	0
Punts-Average	5-42.0	2-33.5
Fumbles-Lost	1-1	3-1
Penalties-Yards	5-40	7-49

Rushing

Dolphins — Smith, 14 for 45, 1 touchdown; T. Brown, 4 for 15; Faaula, 1 for 5.
Cowboys — Aikman, 8 for 71; Johnston, 11 for 50; Palmer, 12 for 43; Tautalatasi, 1 for 6; Sargent, 2 for 4, 1 touchdown; Shepard, 1 for -7.

Passing

Dolphins — Marino, 21 of 36 for 255 yards, 1 touchdown.

Cowboys — Aikman, 25 of 33 for 261 yards, 1 touchdown, 1 interception.

Receiving

Dolphins — Duper, 7 for 90; Jensen, 5 for 46; T. Brown, 3 for 21; Edmunds, 3 for 17; A. Brown, 2 for 72, 1 touchdown; Clayton, 1 for 9.

Cowboys — Martin, 7 for 82; Tautalatasi, 4 for 45; Johnston, 3 for 21, 1 touchdown; Palmer, 3 for 15; Folsom, 2 for 34; Dixon, 2 for 28; Burbage, 2 for 18; Shepard, 1 for 9; Sargent, 1 for 9.

Philadelphia 27, Dallas 0
At Dallas, Nov. 23, 1989

PHILADELPHIA 0 10 14 3 — 27
DALLAS 0 0 0 0 — 0

Eagles — Carter 6 pass from Cunningham (Ruzek kick)

Eagles — FG Ruzek 36

Eagles — Carter 18 pass from Cunningham (Ruzek kick)

Eagles — Byars 1 run (Ruzek kick)

Eagles — FG Ruzek 38

Attendance — 54,444

	Eagles	Cowboys
First Downs	22	10
Total Net Yards	381	191
Net Yards Rushing	138	123
Net Yards Passing	243	68
Passes	35-22	25-9
Sacked/Yards	0/0	2/8
Passes Intercepted By	3	0
Punts-Average	4-36.5	4-43.7
Fumbles-Lost	3-1	3-2
Penalties-Yards	13-95	7-55

Rushing

Eagles — Cunningham, 5 for 46; Toney, 11 for 44; Higgs, 3 for 18; Sherman, 3 for 16; Drummond, 2 for 11; Byars, 8 for 6, 1 touchdown; Cavanaugh, 2 for -3.

Cowboys — Sargent, 3 for 44; Johnston, 6 for 39; Aikman, 4 for 25; Palmer, 6 for 15.

Passing

Eagles — Cunningham, 21 of 33 for 234 yards, 2 touchdowns; Cavanaugh, 1 of 2 for 9 yards.

Cowboys — Aikman, 7 of 21 for 54 yards, 3 interceptions; Walsh, 2 of 4 for 22 yards.

Receiving

Eagles — Byars, 8 for 90; Jackson, 5 for 45; Carter, 3 for 53, 2 touchdowns; Johnson, 2 for 26; Toney, 2 for 11; Drummond, 1 for 9; Sherman, 1 for 9.

Cowboys — Folsom, 4 for 24; Shepard, 3 for 25; Tautalatasi, 1 for 15; Dixon, 1 for 12.

L. A. Rams 35, Dallas 31
At Dallas, Dec. 3, 1989

L. A. RAMS 14 0 7 14 — 35
DALLAS 0 10 7 14 — 31

Rams — Johnson 1 pass from Everett (Lansford kick)

Rams — Bell 1 run (Lansford kick)

Cowboys — Johnson 9 pass from Aikman (Zendejas kick)

Cowboys — FG Zendejas 47

Rams — Cox 18 pass from Everett (Lansford kick)

Cowboys — Dixon 35 pass from Aikman (Zendejas kick)

Cowboys — Folsom 5 pass from Aikman (Zendejas kick)

Cowboys — Ford 10 pass from Aikman (Zendejas kick)

Rams — Ro. Brown 39 pass from Everett (Lansford kick)

Rams — Cox 23 pass from Everett (Lansford kick)
Attendance — 46,100

	Rams	Cowboys
First Downs	20	20
Total Net Yards	403	303
Net Yards Rushing	78	138
Net Yards Passing	325	165
Passes	37-27	34-19
Sacked/Yards	2/16	2/14
Passes Intercepted By	1	1
Punts-Average	5-38.8	5-36.8
Fumbles-Lost	2-0	5-3
Penalties-Yards	8-70	3-15

Rushing

Rams — Delpino, 11 for 45; Bell, 15 for 22, 1 touchdown; McGee, 1 for 11; Hatcher, 1 for 0.

Cowboys — Aikman, 4 for 57; Palmer, 12 for 51; Johnston, 15 for 30.

Passing

Rams — Everett, 27 of 37 for 341 yards, 4 touchdowns, 1 interception.

Cowboys — Aikman, 19 of 34 for 179 yards, 4 touchdowns, 1 interception.

Receiving

Rams — Cox, 5 for 103, 2 touchdowns; Holohan, 5 for 33; Anderson, 4 for 77; McGee, 4 for 53; Delpino, 4 for 36; Johnson, 2 for 5, 1 touchdown; Bell, 2 for -5; Brown, 1 for 39, 1 touchdown.

Cowboys — Burbage, 7 for 64; Ford, 3 for 28, 1 touchdown; Tautalatasi, 3 for 15; Dixon, 2 for 43, 1 touchdown; Johnston, 2 for 15, 1 touchdown; Folsom, 2 for 14, 1 touchdown.

Philadelphia 20, Dallas 10
At Philadelphia, Dec. 10, 1989

DALLAS 0 3 7 0 — 10
PHILADELPHIA 0 17 3 0 — 20

Eagles — Carter 4 pass from Cunningham
(Ruzek kick)
Eagles — Carter 13 pass from Cunningham
(Ruzek kick)
Cowboys — FG Zendejas 47
Eagles — FG Ruzek 29
Eagles — FG Ruzek 46
Cowboys — Johnston 18 pass from Aikman
(Zendejas kick)
Attendance — 59,842

	Cowboys	Eagles
First Downs	14	19
Total Net Yards	194	280
Net Yards Rushing	87	122
Net Yards Passing	107	158
Passes	30-17	32-18
Sacked/Yards	5/45	4/25
Passes Intercepted By	0	0
Punts-Average	8-35.0	7-38.9
Fumbles-Lost	2-1	3-0
Penalties-Yards	12-107	9-70

Rushing

Cowboys — Aikman, 6 for 60; Palmer, 9 for 19; Sargent, 3 for 5; Tautalatasi, 1 for 3; Johnston, 4 for 0.

Eagles — Toney, 17 for 49; Cunningham, 6 for 47; Byars, 11 for 35; Carson, 1 for -9.

Passing

Cowboys — Aikman, 17 of 30 for 152 yards, 1 touchdown.

Eagles — Cunningham, 17 of 31 for 170 yards, 1 touchdown; Cavanaugh, 1 of 1 for 13 yards, 1 touchdown.

Receiving

Cowboys — Dixon, 6 for 69; Johnston, 3 for 23, 1 touchdown; Ford, 2 for 35; Folsom, 2 for 9; Tautalatasi, 2 for -3; Palmer, 1 for 13; Burbage, 1 for 6.

Eagles — Byars, 6 for 42; Carter, 4 for 44, 2 touchdowns; Jackson, 3 for 57; Johnson, 3 for 34; Toney, 2 for 6.

N. Y. Giants 15, Dallas 0

At New York, Dec. 16, 1989

DALLAS	0	0	0	0	— 0
N. Y. GIANTS	6	3	6	0	— 15

Giants — FG Nititto 33
Giants — FG Nititto 22
Giants — FG Nititto 26
Giants — Anderson 1 run (kick blocked)
Attendance — 72,141

	Cowboys	Giants
First Downs	7	14
Total Net Yards	108	273
Net Yards Rushing	41	140
Net Yards Passing	67	133
Passes	22-11	19-9
Sacked/Yards	2/17	2/6
Passes Intercepted By	0	1
Punts-Average	6-28.8	5-38.0
Fumbles-Lost	0-0	0-0
Penalties-Yards	3-17	6-36

Rushing

Cowboys — Johnston, 4 for 15; Aikman, 3 for 14; Palmer, 9 for 12; Bates, 1 for 0; Sargent, 1 for 0.

Giants — Anderson, 25 for 91, 1 touchdown; Tillman, 9 for 40; Carthon, 8 for 7; Simms, 1 for 4; Ingram, 1 for 1; Meggett, 2 for -3.

Passing

Cowboys — Aikman, 11 of 22 for 84 yards, 1 interception.

Giants — Simms, 9 of 19 for 139 yards.

Receiving

Cowboys — Tautalatasi, 2 for 26; Burbage, 2 for 22; Palmer, 2 for 13; Jennings, 2 for 10; Folsom, 2 for 5; Ford, 1 for 8.

Giants — Robinson, 3 for 36; Anderson, 2 for 20; Rouson, 1 for 39; Baker, 1 for 24; Ingram, 1 for 11; Manuel, 1 for 9.

Green Bay 20, Dallas 10

At Dallas, Dec. 24, 1989

GREEN BAY	3	7	7	3	— 20
DALLAS	3	0	7	0	— 10

Packers — FG Jacke 28
Cowboys — FG Zendejas 41
Packers — Query 14 pass from Majkowski
(Jacke kick)
Cowboys — Del Rio 57 fumble return (Zendejas kick)
Packers — West 5 pass from Majkowski (Jacke kick)
Packers — FG Jacke 24
Attendance — 41,265

	Packers	Cowboys
First Downs	16	16
Total Net Yards	250	229
Net Yards Rushing	43	113
Net Yards Passing	207	116
Passes	32-21	28-18
Sacked/Yards	4/25	2/9
Passes Intercepted By	4	0
Punts-Average	4-44.2	3-38.6
Fumbles-Lost	2-1	1-1
Penalties-Yards	2-15	7-40

Rushing

Packers — Fullwood, 12 for 16; Kemp, 1 for 12; Woodside, 4 for 8; Majkowski, 5 for 7.

Cowboys — Johnston, 16 for 60; Aikman, 4 for 37; Sargent, 4 for 16.

Passing

Packers — Majkowski, 21 of 32 for 232 yards, 2 touchdowns.

Cowboys — Aikman, 18 of 28 for 125 yards, 4 interceptions.

Receiving

Packers — Kemp, 6 for 85; Sharpe, 5 for 72; Woodside, 4 for 18; Query, 2 for 25, 1 touchdown; West, 2 for 14, 1 touchdown; Matthews, 1 for 15; Fontenot, 1 for 3.

Cowboys — Burbage, 5 for 24; Jennings, 4 for 37; Shepard, 3 for 36; Tautalatasi, 2 for 18; Folsom, 1 for 12; Sargent, 1 for 6; Dixon, 1 for 5; Aikman, 1 for -13.

Dallas Cowboys 1989 Final Statistics

RESULTS AND ATTENDANCE		(1-15)	RUSHING	ATT	YDS	AVG	LG	TD					
(L)	0 @ New Orleans	66,977	28 (SO)	Palmer	112	446	4.0	63t	2				
(L)	21 @ Atlanta	55,285	27 (SO)	Aikman	38	302	7.9	25	0				
(L)	7 WASHINGTON	63,200	30 (SO)	Walker	81	246	3.0	20t	2				
(L)	13 NEW YORK GIANTS	51,785	30	Johnston	67	212	3.2	13	0				
(L)	13 @ Green Bay	56,656	31 (SO)	Sargent	20	87	4.4	43	1				
(L)	14 SAN FRANCISCO	61,077	31 (SO)	Clack	14	40	2.9	17	2				
(L)	28 @ Kansas City	76,841	36 (SO)	Dixon	3	30	10.0	13	0				
(L)	10 PHOENIX	44,431	19	Walsh	6	16	2.7	14	0				
(W)	13 @ Washington	53,187	3 (SO)	Tautalatasi	6	15	2.5	6	0				
(L)	20 @ Phoenix	49,657	24	Shepard	3	12	4.0	12	0				
(L)	14 MIAMI	56,044	17	Irvin	1	6	6.0	6	0				
(L)	0 PHILADELPHIA	54,444	27	Saxon	1	1	1.0	1	0				
(L)	31 L.A. RAMS	46,100	35	Bates	1	0	0.0	0	0				
(L)	10 @ Philadelphia	59,842	20 (SO)	Scott	2	-4	-2.0	-1	0				
(L)	0 @ N.Y. Giants	72,141	15 (SO)	COWBOY TOTALS					355	1409	4.0	63t	7
(L)	10 GREEN BAY	41,265	20	Opp. Totals					543	1991	3.7	25	17

TEAM STATISTICS		DALLAS	OPP	RECEIVING	NO	YDS	AVG	LG	TD							
FIRST DOWNS		246	321	Martin	46	644	14.0	46	2							
	Rushing	78	116	Folsom	28	265	9.5	26	2							
	Passing	145	183	Irvin	26	378	14.5	65t	2							
	Penalty	23	22	Dixon	24	477	19.9	75t	2							
	Third Down-Made/Att.	62/187	106/229	Walker	22	261	11.9	52	1							
	Third Down Efficiency	33.2	46.3	Shepard	18	268	14.9	37t	1							
	Fourth Down-Made/Att.	8/19	7/12	Tautalatasi	17	157	9.2	23	0							
TOTAL NET YARDS		4294	5556	Burbage	17	134	7.9	15	0							
	Avg. Per Game	268.4	347.3	Palmer	17	93	5.5	13	0							
	Total Plays	898	1060	Johnston	16	133	8.3	28	3							
	Avg. Per Play	4.8	5.2	Scott	9	63	7.0	12	0							
NET YARDS RUSHING		1409	1991	Ford	7	78	11.1	21	1							
	Avg. Per Game	88.1	124.4	Sargent	6	50	8.3	21	0							
	Total Rushes	355	543	Jennings	6	47	7.8	14	0							
	Avg. Per Rush	4.0	3.7	Clack	4	69	17.3	44	0							
NET YARDS PASSING		2885	3565	Alexander	1	16	16.0	16	0							
	Avg. Per Game	180.3	222.8	Ruzek	1	4	4.0	4	0							
	Tackled/Yards Lost	30/239	29/183	Aikman	1	-13	-13.0	-13	0							
	Gross Yards	3124	3748	COWBOY TOTALS					266	3124	11.7	75t	14			
	Attempts/Completions	513/266	488/301	Opp. Totals					301	3748	12.5	79t	21			
	Pct. of Completions	51.9	61.7	INTERCEPTIONS		NO	YDS	AVG	LG	TD						
	Had Intercepted	27	7	Lockhart	2	14	7.0	12	0							
PUNTS/AVERAGE		82/39.8	73/39.9	Bates	1	18	18.0	18	0							
	Net Punting Average	34.2	35.3	Albritton	1	3	3.0	3	0							
PUNT RETURNS/AVERAGE		31/6.4	38/8.8	Francis	1	2	2.0	2	0							
KICKOFF RETURNS/AVERAGE		77/22.2	46/18.5	Burton	1	0	0.0	0	0							
INTERCEPTIONS/AVG. RET.		7/5.3	27/14.7	Horton	1	0	0.0	0	0							
PENALTIES/YARDS		100/771	102/723	COWBOY TOTALS					7	37	5.3	18	0			
FUMBLES/BALL LOST		29/15	22/10	Opp. Totals					27	396	14.7	53t	3			
TOUCHDOWNS		25	44	PUNTING		NO	YDS	AVG	TB	IN20	LG	BL	NET			
	Rushing	7	17	Saxon	79	3233	40.9	6	19	56	2	34.3				
	Passing	14	21	Ruzek	1	28	28.0	0	0	28	0	28.0				
	Returns	4	6	COWBOY TOT.					82	3261	39.8	6	19	56	2	34.2
EXTRA POINTS/ATTEMPTS		24/25	43/44	Opp. Totals					73	2911	39.9	7	28	58	0	35.3
FIELD GOALS/ATTEMPTS		10/20	28/35													
AVG TIME OF POSSESSION		25:34	34:26													

1989 SEASON

SCORING	TDR	TDP	TDRt	FG	PAT	S	TP	PUNT RETURNS	NO	FC	YDS	AVG	LG	TD	
Ruzek	0	0	0	5/11	14/15	0	29	Shepard	24	1	160	6.7	17	0	
Zendejas	0	0	0	5/9	10/10	0	25	Martin	4	5	32	8.0	12	0	
Dixon	0	2	1c	0/0	0/0	0	18	Burbage	3	5	5	1.7	5	0	
Johnston	0	3	0	0/0	0/0	0	18	COWBOY TOTALS							
Walker	2	1	0	0/0	0/0	0	18	Opp. Totals	38	17	334	8.8	56t	1	
Clack	2	0	0	0/0	0/0	0	12	KICKOFF RETURNS							
Folsom	0	2	0	0/0	0/0	0	12	Dixon	47	1181	25.1	97t	1		
Irvin	0	2	0	0/0	0/0	0	12	Shepard	19	394	20.7	32	0		
Martin	0	2	0	0/0	0/0	0	12	Clack	3	56	18.7	24	0		
Palmer	2	0	0	0/0	0/0	0	12	Burbage	3	55	18.3	22	0		
Del Rio	0	0	1d	0/0	0/0	0	6	Ankrom	2	6	3.0	5	0		
Ford	0	1	0	0/0	0/0	0	6	Tautalatasi	1	9	9.0	9	0		
Jeffcoat	0	0	1a	0/0	0/0	0	6	Chandler	1	8	8.0	8	0		
Lockhart	0	0	1b	0/0	0/0	0	6	Sargent	1	0	0.0	0	0		
Sargent	1	0	0	0/0	0/0	0	6	COWBOY TOTALS							
Shepard	0	1	0	0/0	0/0	0	6	Opp. Totals	77	1709	22.2	97t	1		
COWBOY TOT									7	14	4	10/20	24/25	0	204
Opp. Tot.									17	21	6*	28/35	43/44	1#	393

- a 77 yd. fum. ret. vs. Washington (9/24)
- b 40 yd. fum. ret. at Green Bay (10/8)
- c 97 yd. KO. ret. at Kansas City (10/22)
- d 57 yd. fum. ret. vs. Green Bay (12/24)

*56 yd. punt rt. (D. Shepard) @N.O.
 29 yd. fum. rt. (B. Butler) @Atl.
 29 yd. int. rt. (A. Walton) vs. Wash
 62 yd. blk. FG rt. (J. Jackson) vs. S.F.
 16 yd. int. rt. (M. Zordich) vs. Phoe.
 53 yd. int. rt. (T. McDonald) @ Phoe.

blk. punt thru endzn (R. McGovern) @K.C.

SCORE BY QUARTERS	1	2	3	4	OT	T
COWBOYS	47	70	35	52	-	204
Opp. Totals	84	118	90	101	-	393

FIELD GOALS	11-19	20-29	30-39	40-49	50*
Zendejas	0-0	1-1	1-1	3-5	0-2
Ruzek	1-1	1-1	2-4	1-4	0-1
COWBOYS					
Opponents	0-0	12-12	11-13	5-10	0-0

Ruzek: (-);(-);(-);(19,53M,33);(46M);(43B,48M);(-);
 (31M,37);(35M,20,43)
 Zendejas: (32,29);(52M,53M);(45M);(47);(42M,47);
 (-);(41)
 Opponents: (-);(28,48M,38);(26,37,33);(37,32,27);
 (26,46M,37M);(31);(43,27);(40,25,31,42);(45M,35);
 (44B,41B,45);(23);(36,38);(-);(30B,29,46);
 (33,22,26);(28,24)


PASSING	ATT	COMP	YDS	PCT	AVG	PCT	PCT	INT	INT	LG	SACKS/YDS	RATING
Aikman	293	155	1749	52.9	5.97	9	3.1	18	6.1	75t	19/155	55.7
Walsh	219	110	1371	50.2	6.26	5	2.3	9	4.1	46	11/84	60.5
Saxon	1	1	4	100.0	4.00	0	0.0	0	0.0	4	0/0	—
COWBOY TOT.												
Opp. Totals	513	266	3124	51.9	6.09	14	2.7	27	5.3	75t	30/239	57.8
Opp. Totals	488	301	3748	61.7	7.68	21	4.3	7	1.4	79t	29/183	93.9



DALLAS COWBOYS 1989 DEFENSIVE STATISTICS

	Tackles			Int	Passes	Fumbles	Special Teams	Blk. Kck.
	Solo-Ast.—Tot.	Sacks			Def.	For.—Rec.	Sol.—Ast.—Tot.	
1. Lockhart	154-68 — 222	2	2	8	1 - 2			
2. Horton	72-44 — 116	1	1	8	2 - 0	0-1	— 1	
3. Albritton	75-36 — 111	0	1	7	1 - 1	2-2	— 4	
4. Jeffcoat	65-35 — 100	11.5	0	3	0 - 3			1
5. Broughton	56-36 — 92	3	0	2				
6. Norton	56-31 — 87	2.5	0	0	1 - 0	3-0	— 3	
7. Walls	55-18 — 73	0	0	6	1 - 0	4-3	— 7	1
8. Williams	50-20 — 70	0	0	10		1-0	— 1	
9. Hamel	45-23 — 68	3.5	0	1		1-0	— 1	
10. Del Rio	40-18 — 58	0	0	1	0 - 2	0-1	— 1	
11. Tolbert	33-19 — 52	2	0	6	1 - 0			
12. Shannon	38-12 — 50	0	0	1	1 - 0	10-4	— 14	
13. Solomon	28-15 — 43	0	0	0	1 - 0	4-2	— 6	
14. Jones	28-11 — 39	1	0	4	1 - 0			3
15. Bates	24-10 — 34	0	1	3		14-5	— 19	
Francis	24-10 — 34	0	1	10		4-1	— 5	
17. Hendrix	18- 9 — 27	0.5	0	5	0 - 1	4-2	— 6	
18. Noonan	17- 6 — 23	1	0	1				
19. Carter	11- 8 — 19	0	0	2	1 - 0			
20. Howard	9- 9 — 18	0	0	0		7-1	— 8	
21. Holt	10- 5 — 15	0	0	2		1-0	— 1	
22. Burton	6- 8 — 14	0	1	1		2-0	— 2	
23. Cobb	2- 3 — 5	0	0	0				
24. Smith	2- 2 — 4	0	0	0				
Tippins	2- 2 — 4	0	0	0		2-2	— 4	
26. Lilly	1- 1 — 2	0	0	0				
27. Brown	1- 0 — 1	0	0	0				
Ankrom						6-6	— 12	
Johnston						6-3	— 9	
Tautalatasi						6-1	— 7	
Burbage						4-3	— 7	
Dixon						3-0	— 3	
Widell						2-1	— 3	
Clack						1-0	— 1	
Saxon						1-0	— 1	
Hendrickson						0-1	— 1	
Jackson						0-1	— 1	
Rafferty						0-1	— 1	
Shepard						0-1	— 1	

THE RECORDS



COWBOYS ALL-TIME LEADERS

RUSHING

Player	Att.	Yards	Avg.	Long	TD
1. Dorsett, Tony (1977-87)	2,755	12,036	4.4	99t	72
2. Perkins, Don (1961-68)	1,500	6,217	4.2	59	42
3. Hill, Calvin (1979-74)	1,166	5,009	4.3	55	39
4. Newhouse, Robert (1973-83)	1,160	4,784	4.1	54	31
5. Garrison, Walt (1966-74)	899	3,886	4.3	41	30
6. Walker, Herschel (1986-89)	802	3,388	4.2	84t	26
7. Staubach, Roger (1969-79)	410	2,264	5.5	33	20
8. Springs, Ron (1979-84)	604	2,180	3.6	46	28
9. Marsh, Amos (1961-64)	427	2,065	4.8	71	14
10. Reeves, Dan (1965-72)	535	1,990	3.7	67	25

RECEIVING

Player	No.	Yards	Avg.	Long	TD
1. Pearson, Drew (1973-83)	489	7,822	16.0	67	48
2. Hill, Tony (1977-86)	479	7,988	16.7	75t	51
3. Dorsett, Tony (1977-87)	382	3,432	9.0	91	13
4. Hayes, Bob (1965-74)	365	7,295	20.0	95	71
5. Cosbie, Doug (1979-88)	300	3,728	12.4	61t	30
6. Clarke, Frank (1960-67)	281	5,214	18.6	80	50
7. DuPree, Billy Joe (1973-83)	267	3,565	13.4	42	41
8. Springs, Ron (1979-84)	222	2,029	9.1	80t	10
9. Newsome, Timmy (1980-88)	212	1,966	9.3	52	11
10. Walker, Herschel (1986-89)	211	2,318	11.0	84t	6

RUSHING-RECEIVING

Player	Rushing	Receiving	Total
1. Dorsett, Tony (1977-87)	12,036	3,432	15,468
2. Hill, Tony (1977-86)	84	7,988	8,072
3. Pearson, Drew (1973-83)	190	7,822	8,012
5. Hayes, Bob (1965-74)	70	7,295	7,365
4. Perkins, Don (1961-68)	6,217	1,310	7,527

PASSING (Min. 1500 att.)

Player	Att.	Comp.	Pct.	Yards	TD	Long	Int	Rating
1. Staubach, Roger (1969-79)	2,958	1,685	57.0	22,700	153	91t	109	83.5
2. White, Danny (1976-88)	2,950	1,761	59.7	21,959	155	80t	132	81.7
3. Meredith, Don (1960-68)	2,308	1,170	50.7	17,199	135	95t	111	74.7

SCORING

Player	TD	PAT	FG	TP
1. Septien, Rafael (1978-86)	0	388	162	874
2. Dorsett, Tony (1977-87)	86	—	—	516
3. Hayes, Bob (1965-74)	76	—	—	456
4. Clark, Mike (1968-71,73)	—	180	69	386
5. Fritsch, Toni (1971-73,75)	—	119	66	317
6. Clarke, Frank (1960-67)	51	—	—	306
Hill, Tony (1960-67)	51	—	—	306
8. Pearson, Drew (1973-83)	50	—	—	300
9. Perkins, Don (1961-68)	45	—	—	270
Hill, Calvin (1969-74)	45	—	—	270

THE RECORDS

FIELD GOALS (Min. 60 made)

Player	Att.	Made	Pct.	Long
1. Septien, Rafael (1978-86)	226	162	.717	53
3. Clark, Mike (1968-71, 1973)	119	69	.580	50
2. Fritsch, Toni (1971-73, 1975)	107	66	.617	54

PUNTING (Min. 300)

Player	No.	Avg.	Long	Blk.
1. Saxon, Mike (1985-89)	394	40.8	63	4
2. White, Danny (1976-88)	612	40.1	73	4

INTERCEPTIONS

Player	No.	Yards	Avg.	Long	TD
1. Renfro, Mel (1964-77)	52	626	12.0	90	3
2. Walls, Everson (1981-89)	44	391	8.9	37	0
3. Waters, Charlie (1970-78,80-81)	41	584	14.2	56t	2
4. Thurman, Dennis (1978-85)	36	562	15.6	96	4
5. Downs, Michael (1981-88)	34	433	12.7	31	1
Green, Cornell (1962-74)	34	552	16.2	59	2
7. Jordan, Lee Roy (1963-76)	32	472	14.8	49	3
8. Harris, Cliff (1970-79)	29	281	9.7	60	1
9. Howley, Chuck (1961-73)	24	395	16.5	58	2
10. Bishop, Don (1960-65)	22	364	16.5	57	0

PUNT RETURNS (Min. 75 returns)

Player	No.	Yards	Avg.	Long	TD
1. Hayes, Bob (1965-74)	104	1,158	11.1	90	3
2. Johnson, Butch (1976-83)	146	1,313	9.0	55	0
3. Jones, James (1980-85)	87	736	8.5	52	0
4. Renfro, Mel (1964-77)	109	842	7.7	69	1

KICKOFF RETURNS (Min. 75 returns)

Player	No.	Yards	Avg.	Long	TD
1. Renfro, Mel (1964-77)	85	2,246	26.4	100t	2
2. Johnson, Butch (1976-83)	79	1,832	23.2	74	0
3. Jones, James (1980-85)	80	1,746	21.8	51	0

COMBINED YARDAGE

Player	Total	Rush	Rec	Int. Ret.	Punt Ret.	Kick Ret.	Fum. Ret.
1. Dorsett, Tony (1977-87)	15,501	12,036	3,432	—	—	—	33
2. Hayes, Bob (1965-74)	9,104	70	7,295	0	1,158	581	0
3. Hill, Tony (1977-86)	8,436	84	7,988	0	268	96	0
4. Pearson, Drew (1973-83)	8,180	190	7,822	0	13	155	0
5. Perkins, Don (1961-68)	8,005	6,217	1,310	0	8	443	0

Cowboys Leaders By Years

RUSHING

Year	Player	Att.	Yds.	Avg.	Long	TD	NFL/NFC Rank
1960	Dupre, L. G.	104	362	3.5	18	3	20
1961	*Perkins, Don	200	815	4.1	47	4	6
1962	Perkins, Don	222	945	4.3	35	7	5
1963	Perkins, Don	149	614	4.1	19t	7	10
1964	Perkins, Don	174	768	4.4	59	6	5
1965	Perkins, Don	177	690	3.9	43	0	7
1966	Reeves, Dan	175	757	4.3	67t	8	6
1967	Perkins, Don	201	823	4.1	30	6	6
1968	Perkins, Don	191	836	4.4	28t	4	6
1969	*Hill, Calvin	204	942	4.6	55	8	2
1970	*Thomas, Duane	151	803	5.3	47t	5	8/5
1971	Thomas, Duane	175	793	4.5	56t	11	11/7
1972	Hill, Calvin	245	1,036	4.2	26	6	7/3
1973	Hill, Calvin	273	1,142	4.2	21	6	3/2
1974	Hill, Calvin	185	844	4.6	27	7	8/3
1975	Newhouse, Robert	209	930	4.4	29	2	9/4
1976	Dennison, Doug	153	542	3.5	14	6	35/18
1977	*Dorsett, Tony	208	1,007	4.8	84t	12	9/4
1978	Dorsett, Tony	290	1,325	4.6	63t	7	3/2
1979	Dorsett, Tony	250	1,107	4.4	41	6	11/8
1980	Dorsett, Tony	278	1,185	4.3	56	11	6/6
1981	Dorsett, Tony	342	1,646	4.8	75t	4	2/2
1982	Dorsett, Tony	177	745	4.2	99t	5	2/1
1983	Dorsett, Tony	289	1,321	4.6	77	8	6/5
1984	Dorsett, Tony	302	1,189	3.9	31t	6	7/7
1985	Dorsett, Tony	305	1,307	4.3	60t	7	6/4
1986	Dorsett, Tony	184	748	4.1	33	5	19/11
1987	Walker, Herschel	209	891	4.3	60t	7	6/3
1988	Walker, Herschel	361	1,514	4.2	38	5	2/1
1989	Palmer, Paul	112	446	4.0	63t	2	39/18

PASSING

Year	Player	Att.	Comp.	Pct.	Yds.	TD	Int.	Rating	NFL/NFC Rank
1960	LeBaron, E.	225	111	49.3	1,736	12	25	53.4	8
1961	LeBaron, E.	236	120	50.8	1,741	14	16	66.5	9
1962	LeBaron, E.	166	95	57.2	1,436	16	9	95.3	3
1963	Meredith, D.	310	167	53.9	2,381	17	18	73.2	10
1964	Meredith, D.	323	158	48.9	2,143	9	16	67.3	15
1965	Meredith, D.	305	141	46.2	2,415	22	13	79.7	8
1966	Meredith, D.	344	177	51.5	2,805	24	12	87.7	4
1967	Meredith, D.	255	128	50.2	1,834	16	16	68.6	8
1968	Meredith, D.	309	171	55.3	2,500	21	12	88.3	2
1969	Morton, C.	302	162	53.6	2,619	21	15	85.4	5
1970	Morton, C.	207	102	49.3	1,819	15	7	89.7	5/4
1971	Staubach, R.	211	126	59.7	1,882	15	4	104.8	1/1
1972	Morton, C.	339	185	54.6	2,396	15	21	65.9	15/7
1973	Staubach, R.	286	179	62.6	2,428	23	15	94.6	1/1
1974	Staubach, R.	360	190	52.8	2,552	11	15	68.5	14/7
1975	Staubach, R.	348	198	56.9	2,666	17	16	78.6	8/2
1976	Staubach, R.	369	208	56.4	2,715	14	11	79.9	8/5
1977	Staubach, R.	361	210	58.2	2,620	18	9	87.1	2/1
1978	Staubach, R.	413	231	55.9	3,190	25	16	84.9	1/1
1979	Staubach, R.	461	267	57.9	3,586	27	11	92.4	1/1
1980	White, D.	436	260	59.6	3,287	28	25	80.8	9/7
1981	White, D.	391	223	57.0	3,098	22	13	87.5	5/2

*Rookie

THE RECORDS

Leaders By Years (Cont.)

PASSING (Cont.)

Year	Player	Att.	Comp.	Pct.	Yds.	TD	Int.	Rating	NFL/NFC
									Rank
1982	White, D.	247	156	63.2	2,079	16	12	91.1	4/2
1983	White, D.	533	334	62.7	3,980	29	23	85.6	9/6
1984	White, D.	233	126	54.1	1,580	11	11	71.5	22/11
1985	White, D.	450	267	59.3	3,157	21	17	80.6	9/4
1986	Pelluer, S.	378	215	56.9	2,727	8	17	67.9	20/9
1987	White, D.	362	215	59.4	2,617	12	17	73.2	19/9
1988	Pelluer, S.	435	245	56.3	3,139	17	19	73.9	16/9
1989	*Aikman, T.	293	155	52.9	1,749	9	18	55.7	27/14

RECEIVING

Year	Player	No.	Yds.	Avg.	Long	TD	NFL/NFC
							Rank
1960	Doran, Jim	31	554	17.9	75t	3	21
1961	Howton, Billy	56	785	14.0	53	4	6
1962	Howton, Billy	49	706	14.4	69t	6	15
1963	Clarke, Frank	43	833	19.4	75t	10	3
1964	Clarke, Frank	65	973	15.0	49	5	3
1965	*Hayes, Bob	46	1,003	21.8	82t	12	13
1966	Hayes, Bob	64	1,232	19.3	95t	13	4
1967	Rentzel, Lance	58	996	17.2	74t	8	6
1968	Rentzel, Lance	54	1,009	18.7	65t	6	3
1969	Rentzel, Lance	43	960	22.3	75t	12	20
1970	Hayes, Bob	34	889	26.1	89t	10	45/26
1971	Garrison, Walt	40	396	9.9	36	1	23/10
1972	Hill, Calvin	43	364	8.5	33t	3	18/9
1973	Hill, Calvin	32	290	9.1	29	0	36/21
1974	Pearson, Drew	62	1,087	17.9	50t	2	3/2
1975	Pearson, Drew	46	822	17.9	46t	8	16/9
1976	Pearson, Drew	58	806	13.9	54	6	4/1
1977	Pearson, Drew	48	870	18.1	67	2	9/3
1978	Pearson, Drew	47	526	11.2	34	0	26/15
1979	Hill, Tony	60	1,062	17.7	75t	10	12/6
1980	Hill, Tony	60	1,055	17.6	58t	8	16/9
1981	Hill, Tony	46	953	20.7	63t	4	47/26
	Springs, Ron	46	359	7.8	32t	2	
1982	Hill, Tony	35	526	15.0	47	1	22/8
1983	Springs, Ron	73	589	8.1	80t	1	9/4
1984	Cosbie, Doug	60	789	13.2	36	4	28/12
1985	Hill, Tony	74	1,113	15.0	53t	7	9/3
1986	Walker, Herschel	76	837	11.0	84t	2	9/4
1987	Walker, Herschel	60	715	11.9	44	1	5/4
1988	Alexander, Ray	54	788	14.6	50t	6	34/21
1989	Martin, Kelvin	46	644	14.0	46	2	53/26

PUNTING

Year	Player	No.	Avg.	Long	Had Blocked	NFL/NFC
						Rank
1960	Sherer, Dave	57	42.5	67	1	7
1961	*Green, Allen	61	36.7	53	1	14
1962	Baker, Sam	57	45.4	72	0	3
1963	Baker, Sam	71	44.2	64	0	7
1964	*Lothridge, Billy	62	40.3	75	1	15
1965	Villanueva, Danny	60	41.8	58	0	10
1966	Villanueva, Danny	65	39.2	58	1	13
1967	Villanueva, Danny	67	40.4	57	0	9
1968	Widby, Ron	59	40.9	84	0	5
1969	Widby, Ron	63	43.3	62	0	2

*Rookie

THE RECORDS

Leaders By Years (Cont.)

PUNTING (Cont.)

Year	Player	No.	Avg.	Long	Had Blocked	NFL/NFC Rank
1970	Widby, Ron	69	41.3	59	1	10/2
1971	Widby, Ron	56	41.6	59	1	8/3
1972	*Bateman, Marv	51	38.2	61	0	24/13
1973	Bateman, Marv	55	41.6	62	2	11/7
1974	*Carrell, Duane	40	39.8	59	0	11/5
1975	*Hoopes, Mitch	68	39.4	55	1	16/9
1976	*White, Danny	70	38.4	54	2	20/9
1977	White, Danny	80	39.6	57	1	12/8
1978	White, Danny	76	40.5	56	1	8/5
1979	White, Danny	76	41.7	73	0	4/2
1980	White, Danny	71	40.9	58	0	10/5
1981	White, Danny	81	40.8	60	0	14/8
1982	White, Danny	37	41.7	56	0	8/5
1983	White, Danny	38	40.6	50	1	DNQ
1984	White, Danny	82	38.4	54	0	28/14
1985	*Saxon, Mike	81	41.9	57	1	13/8
1986	Saxon, Mike	86	40.7	58	1	15/9
1987	Saxon, Mike	68	39.5	63	0	20/10
1988	Saxon, Mike	80	40.9	55	0	10/4
1989	Saxon, Mike	79	40.9	56	2	10/6

SCORING

Year	Player	TD	PAT	FG	Tot.	NFL/NFC Rank
1960	Cone, Fred	0	21	6	39	27
1961	Clarke, Frank	9	0	0	54	22
1962	Baker, Sam	0	50	14	92	6
1963	Baker, Sam	0	38	9	65	14
1964	*VanRaaphorst, Dick	0	28	14	70	13
1965	Villanueva, Danny	0	37	16	85	10
1966	Villanueva, Danny	0	56	17	107	2
1967	Hayes, Bob	11	0	0	66	16
	Reeves, Dan	11	0	0	66	
1968	Clark, Mike	0	54	17	105	2
1969	Clark, Mike	0	43	20	103	2
1970	Clark, Mike	0	35	18	89	12/8
1971	Clark, Mike	0	47	13	86	13/7
1972	Fritsch, Toni	0	36	21	99	7/3
1973	Fritsch, Toni	0	43	18	97	11/7
1974	*Herrera, Efrén	0	33	8	57	26/9
1975	Fritsch, Toni	0	38	22	104	3/2
1976	Herrera, Efrén	0	34	18	88	6/4
1977	Herrera, Efrén	0	39	18	93	3/2
1978	Septien, Rafael	0	46	16	94	5/2
1979	Septien, Rafael	0	40	19	97	8/3
1980	Septien, Rafael	0	59	11	92	13/6
1981	Septien, Rafael	0	40	27	122	1/1
1982	Septien, Rafael	0	28	10	58	11/5
1983	Septien, Rafael	0	57	22	123	5/5
1984	Septien, Rafael	0	33	23	102	13/6
1985	Septien, Rafael	0	42	19	99	17/8
1986	Septien, Rafael	0	43	15	88	20/9
1987	Ruzek, Roger	0	26	22	92	5/3
1988	Ruzek, Roger	0	27	12	63	36/17
1989	Ruzek, Roger	0	14	5	29	DNQ

THE RECORDS

Leaders By Years (Cont.)

FIELD GOALS

Year	Player	Att.	Made	Pct.	Long	NFL/NFC Rank
1960	Cone, Fred	13	6	.462	45	12
1961	Bielski, Dick	9	6	.667	42	13
1962	Baker, Sam	27	14	.519	53	3
1963	Baker, Sam	20	9	.450	53	12
1964	*VanRaaphorst, Dick	29	14	.483	43	8
1965	Villanueva, Danny	27	16	.593	41	7
1966	Villanueva, Danny	31	17	.548	37	8
1967	Villanueva, Danny	23	9	.391	34	14
1968	Clark, Mike	29	17	.586	50	7
1969	Clark, Mike	36	20	.555	47	5
1970	Clark, Mike	27	18	.667	43	7/4
1971	Clark, Mike	25	13	.520	48	19/9
1972	Fritsch, Toni	36	21	.583	54	18/8
1973	Fritsch, Toni	28	18	.643	37	12/4
1974	*Herrera, Eflen	13	8	.615	39	11/5
1975	Fritsch, Toni	35	22	.629	43	14/8
1976	Herrera, Eflen	23	18	.783	46	1/1
1977	Herrera, Eflen	29	18	.621	52	12/1
1978	Septien, Rafael	26	16	.615	48	17/9
1979	Septien, Rafael	29	19	.655	51	9/4
1980	Septien, Rafael	17	11	.647	52	13/7
1981	Septien, Rafael	35	27	.771	47	4/3
1982	Septien, Rafael	14	10	.714	53	13/6
1983	Septien, Rafael	27	22	.815	47	7/3
1984	Septien, Rafael	29	23	.793	52	4/3
1985	Septien, Rafael	28	19	.679	53	18/9
1986	Septien, Rafael	21	15	.714	50	11/5
1987	Ruzek, Roger	25	22	.880	49	2/1
1988	Ruzek, Roger	22	12	.546	50	25/14
1989	Zendejas, Luis	9	5	.556	47	DNQ

KICKOFF RETURNS

Year	Player	No.	Yds.	Avg.	Long	TD	NFL/NFC Rank
1960	Franckhauser, Tom	26	526	20.2	46	0	19
1961	*Marsh, Amos	26	667	25.7	79	0	13
1962	Marsh, Amos	29	725	25.0	101t	1	10
1963	*Stiger, Jim	18	432	24.0	66	0	12
1964	*Renfro, Mel	40	1,017	25.4	65	0	7
1965	Renfro, Mel	21	630	30.0	100t	1	4
1966	Renfro, Mel	19	487	25.6	87t	1	9
1967	Garrison, Walt	20	366	18.3	36	0	23
1968	Baynham, Craig	23	590	25.7	40	0	7
1969	*Flowers, Richmond	11	283	25.7	30	0	29
1970	*Thomas, Duane	19	416	21.9	33	0	23/10
1971	Harris, Cliff	29	823	28.4	77	0	4/4
1972	Harris, Cliff	26	615	23.7	44	0	23/11
1973	Montgomery, Mike	6	175	29.2	63	0	DNQ
1974	*Morgan, Dennis	35	823	23.5	43	0	21/11
1975	Pearson, Preston	16	391	24.4	42	0	13/7
1976	*Johnson, Butch	28	693	24.8	74	0	11/5
1977	Johnson, Butch	22	536	24.4	64	0	9/5
1978	Johnson, Butch	29	603	20.8	56	0	27/12

*Rookie

THE RECORDS

Leaders By Years (Cont.)

KICKOFF RETURNS (Cont.)

Year	Player	No.	Yds.	Avg.	Long	TD	NFL/NFC Rank
1979	*Springs, Ron	38	780	20.5	70	0	25/12
1980	*Jones, James	32	720	22.5	41	0	11/6
1981	Jones, James	27	517	19.1	33	0	36/17
1982	Fellows, Ron	16	359	22.4	35	0	16/9
1983	Fellows, Ron	43	855	19.9	53	0	26/12
1984	Allen, Gary	33	666	20.2	34	0	24/11
1985	*Lavette, Robert	34	682	20.1	34	0	27/13
1986	Lavette, Robert	36	699	19.4	37	0	27/12
1987	Clack, Darryl	29	635	21.9	48	0	9/7
1988	Burbage, Cornell	20	448	22.4	53	0	9/2
1989	*Dixon, James	47	1,181	25.1	97t	1	5/2

PUNT RETURNS

Year	Player	No.	Yds.	Avg.	Long	TD	NFL/NFC Rank
1960	Butler, Bill	13	131	10.1	46	0	2
1961	*Marsh, Amos	14	71	5.1	19	0	14
1962	Lockett, J. W.	8	45	5.6	17	0	14
1963	*Stiger, Jim	14	141	10.1	45	0	6
1964	*Renfro, Mel	32	418	13.1	69t	1	3
1965	Renfro, Mel	24	145	6.0	35	0	9
1966	Hayes, Bob	17	106	6.2	18	0	7
1967	Hayes, Bob	24	276	11.5	69t	1	2
1968	Hayes, Bob	15	312	20.8	90t	2	1
1969	Hayes, Bob	18	179	9.9	50	0	3
1970	Hayes, Bob	15	116	7.7	34	0	20/7
1971	Harris, Cliff	17	129	7.6	35	0	11/4
1972	Harris, Cliff	19	78	4.1	21	0	21/11
1973	*Richards, Golden	21	139	6.6	46	0	23/10
1974	*Morgan, Dennis	19	287	15.1	98t	1	3/2
1975	Richards, Golden	28	288	10.3	43t	1	12/5
1976	*Johnson, Butch	45	489	10.9	55	0	8/4
1977	Johnson, Butch	50	423	8.5	38	0	20/7
1978	Johnson, Butch	51	401	7.9	23	0	18/9
1979	*Wilson, Steve	35	236	6.8	13	0	20/7
1980	*Jones, James	54	548	10.1	52	0	5/4
1981	Jones, James	33	188	5.7	17	0	28/14
1982	Fellows, Ron	25	189	7.6	17	0	18/8
1983	Hill, Rod	30	232	7.7	37	0	20/10
1984	Allen, Gary	54	446	8.3	18	0	16/8
1985	Bates, Bill	22	152	6.9	21	0	20/8
1986	Banks, Gordon	27	160	5.9	20	0	22/11
1987	*Martin, Kelvin	22	216	9.8	38	0	12/7
1988	Martin, Kelvin	44	360	8.2	21	0	17/7
1989	Shepard, Derrick	24	160	6.7	17	0	—

INTERCEPTIONS

Year	Player	No.	Yds.	Avg.	Long	TD	NFL/NFC Rank
1960	Bishop, Don	3	13	4.3	13	0	25
	Franckhauser, Tom	3	11	3.7	9	0	

*Rookies

THE RECORDS

Leaders By Years (Cont.)

INTERCEPTIONS (Cont.)

Year	Player	No.	Yds.	Avg.	Long	TD	NFL/NFC Rank
1961	Bishop, Don	8	172	21.5	57	0	2
1962	Bishop, Don	6	134	22.3	44	0	9
1963	Green, Cornell	7	211	30.1	55	0	6
1964	* Renfro, Mel	7	110	15.7	39t	1	4
1965	Green, Cornell	3	49	16.3	43	0	27
	Livingston, Warren	3	5	1.7	5	0	
	* Logan, Obert	3	5	1.7	3	0	
1966	Green, Cornell	4	88	22.0	41	1	21
1967	Green, Cornell	7	52	7.4	28	0	7
	Renfro, Mel	7	38	5.4	30	0	
1968	Howley, Chuck	6	115	19.2	58	1	11
1969	Renfro, Mel	10	118	11.8	41	0	1
1970	* Waters, Charlie	5	45	9.0	20	0	16/9
1971	Adderley, Herb	6	182	30.3	46	0	9/4
1972	Waters, Charlie	6	132	22.0	56	1	7/3
1973	Jordan, Lee Roy	6	78	13.0	31t	1	4/2
1974	Harris, Cliff	3	8	2.7	8	0	42/20
1975	Jordan, Lee Roy	6	80	13.3	38	0	7/4
1976	Washington, Mark	4	49	12.3	22	0	24/11
1977	Harris, Cliff	5	7	1.4	7	0	16/7
1978	Barnes, Benny	5	72	14.4	38	0	25/14
1979	Hughes, Randy	2	91	45.5	68	0	93/45
	Harris, Cliff	2	35	17.5	20	0	
	Barnes, Benny	2	20	10.0	11	0	
	Lewis, D. D.	2	8	4.0	5	0	
	Kyle, Aaron	2	0	0.0	0	0	
1980	Thurman, Dennis	5	114	22.8	78t	1	24/10
	Waters, Charlie	5	78	15.6	29	0	
1981	* Walls, Everson	11	133	12.1	33	0	1/1
1982	Walls, Everson	7	61	8.7	37	0	1/1
1983	Thurman, Dennis	6	49	8.2	34	0	15/8
1984	Downs, Michael	7	126	18.0	27t	1	4/2
1985	Walls, Everson	9	31	3.4	19	0	1/1
1986	Downs, Michael	6	54	9.0	31	0	11/7
1987	Walls, Everson	5	38	7.6	30	0	7/4
1988	Williams, Robert	2	18	9.0	12	0	81/47
	Downs, Michael	2	3	1.5	3	0	
	Walls, Everson	2	0	0.0	0	0	
1989	Lockhart, Eugene	2	14	7.0	12	0	81/41
	* Rookies						



TM

Cowboys Individual Records

1960 - 12 games; 1961-77 - 14 games; 1978-89 - 16 games.

NOTE: The 1982 regular season was reduced to nine games and the 1987 season to 15 games due to players' strikes.

SERVICE

Most Seasons

- 15 Ed Jones, 1974-78, 1980-89
- 14 Bob Lilly (1961-74)
- 14 Lee Roy Jordan (1963-76)
- 14 Jethro Pugh (1965-78)
- 14 Randy White (1975-88)
- 14 Tom Rafferty (1976-89)

Most Games Played

- 224 Ed Jones, 1974-78, 1980-89
- 209 Randy White, 1975-88
- 204 Tom Rafferty, 1976-89

Most Consecutive Games Played

- 196 Bob Lilly, 1961-74
- 168 Cornell Green, 1962-74
- 167 Tom Rafferty, 1976-87

Most Games Started

- 203 Ed Jones, 1974-78, 1980-89
- 194 Bob Lilly, 1961-74
- 183 Tom Rafferty, 1976-89

Most Consecutive Games Started

- 154 Lee Roy Jordan, 1966-76
- 145 Cornell Green, 1964-74
- 135 Bob Lilly, 1965-74
- 135 D.D. Lewis, 1972-81

SCORING

Most Seasons Leading Team

- 9 Rafael Septien, 1978-86
- 4 Mike Clark, 1968-71

Most Consecutive Seasons Leading Team

- 9 Rafael Septien, 1978-86
- 4 Mike Clark, 1968-71

POINTS

Career

- 874 Rafael Septien, 1978-86 (388-pat, 162-fg)
- 516 Tony Dorsett, 1977-87 (86-td)

Season

- 123 Rafael Septien, 1983 (57-pat, 22-fg)
- 121 Rafael Septien, 1981 (40-pat, 27-fg)
- 107 Danny Villanueva, 1966 (56-pat, 17-fg)
- 105 Mike Clark, 1968 (54-pat, 17-fg)

Most Seasons, 100 or More Points

- 2 Mike Clark, 1968-69
- 2 Rafael Septien, 1981, 1983

Points, Rookie Season

- 78 Bob Hayes, 1965 (13-td)
- 78 Tony Dorsett, 1977 (13-td)

Game

- 24 Dan Reeves, vs. Atl., 11/5/67 (4 TDs)
- 24 Bob Hayes, vs. Hou., 12/20/70 (4 TDs)
- 24 Calvin Hill, @ Buf., 9/19/71 (4 TDs)
- 24 Duane Thomas, vs. StL., 12/18/71 (4 TDs)

Opponents/Game

- 24 Dick James, @ Wash., 12/17/61
- 24 Harold Jackson, @ Rams, 10/14/73

Most Consecutive Games Scoring

- 111 Rafael Septien, 1978-85

TOUCHDOWNS

Most Seasons Leading Team

- 7 Tony Dorsett, 1977-78, 1980, 1982-85

Most Consecutive Seasons Leading Team

- 4 Tony Dorsett, 1982-85
- 4 Herschel Walker, 1986-89

Career

- 86 Tony Dorsett, 1977-87 (72-r, 13-p, 1-ret.)
- 76 Bob Hayes, 1965-74 (2-r, 71-p, 3-ret.)
- 51 Frank Clarke, 1960-67 (1-r, 50-p)
- 51 Tony Hill, 1977-86 (51-p)

Season

- 16 Dan Reeves, 1966 (8-r, 8-p)
- 14 Frank Clarke, 1962, (14-p)

Most Touchdowns, Rookie Season

- 13 Bob Hayes, 1965 (1-r, 12-p)
- 13 Tony Dorsett, 1977 (12-r, 1-p)

Game

- 4 Dan Reeves, vs. Atl., 11/5/67 (2-r, 2-p)
- 4 Bob Hayes, vs. Hou., 12/20/70 (4-p)
- 4 Calvin Hill, @ Buf., 9/19/71 (4-r)
- 4 Duane Thomas, vs. StL., 12/18/71 (3-r, 1-p)

Opponent/Game

- 4 Dick James, @ Wash., 12/17/61 (3-r, 1-p)
- 4 Harold Jackson, @ Rams, 10/14/73 (4-p)

Most Consecutive Games Scoring

- 7 Frank Clarke, 1961-62
- 7 Bob Hayes, 1965-66

EXTRA POINTS

Most Attempted, Career

- 398 Rafael Septien, 1978-86
- 182 Mike Clark, 1968-71, 1973

Most Attempted, Season

- 60 Rafael Septien, 1980
- 59 Rafael Septien, 1983
- 56 Danny Villanueva, 1966

Most Attempted, Game

- 8 Danny Villanueva, vs. Phil., 10/19/66
- 8 Mike Clark, vs. Det., 9/15/68
- 8 Rafael Septien, vs. SFO, 10/12/80

Most Made, Career

- 388 Rafael Septien, 1978-86
- 180 Mike Clark, 1968-71, 1973

Most Made, Season

- 59 Rafael Septien, 1980
- 57 Rafael Septien, 1983
- 56 Danny Villanueva, 1966

Cowboys Individual Records (Cont.)

Most Made, Game

- 8 Rafael Septien, vs. SFO, 10/12/80
- 8 Mike Clark, vs. Det., 9/15/68
- 8 Danny Villanueva, vs. Phil., 10/19/66

Opponent/Game

- 7 Gerry Perry, @ StL., 12/9/62

Most Consecutive Made

- 99 Mike Clark, 1969-1971

Highest Percentage Made (200 made)

- 97.5 Rafael Septien (398-388)

Most Made, No Misses, Season

- 56 Danny Villanueva, 1966
- 54 Mike Clark, 1968

FIELD GOALS**Most Attempted, Career**

- 226 Rafael Septien, 1978-88
- 119 Mike Clark, 1968-71, 1973
- 107 Toni Fritsch, 1971-73, 1975

Most Attempted, Season

- 36 Toni Fritsch, 1972
- 36 Mike Clark, 1969

Most Attempted, Game

- 7 Mike Clark, @ Chi., 11/24/68
- 6 Toni Fritsch, vs. Rams, 9/21/75

Most Attempted, Opponent/Game

- 7 Sam Baker, @ Phil., 12/5/65

Most Made, Career

- 162 Rafael Septien, 1978-88
- 69 Mike Clark, 1968-71, 1973
- 66 Toni Fritsch, 1971-73, 1975

Most Made, Season

- 27 Rafael Septien, 1981
- 23 Rafael Septien, 1984
- 22 Rafael Septien, 1983
- 22 Toni Fritsch, 1975
- 22 Roger Ruzek, 1987

Most Made, Game

- 5 Roger Ruzek, @ Rams, 12/21/87

Most Made, Opponent/Game

- 4 Bob Khayat, @ Wash., 10/9/60
- 4 Tommy Davis, SFO, 11/20/60
- 4 Sam Baker, @ Phil., 12/5/65
- 4 Fred Cox, @ Minn., 10/18/70
- 4 Jim Bakken, StL., 12/18/71
- 4 Chris Bahr, Raid., 10/23/83
- 4 Ali Haji-Sheikh, Gia., 11/4/84
- 4 Tony Zendejas, Hou., 11/24/88

Most Made, No Misses, Game

- 5 Roger Ruzek, @ Rams, 12/21/87

Most Made, One Quarter

- 4 Roger Ruzek, vs. N.Y. Giants, 11/2/87

Most Consecutive Field Goals Made

- 9 Rafael Septien, 1981
- 8 Rafael Septien, 5 times, last 1985-86

Longest Field Goal

- 54 Toni Fritsch, @ Gia., 9/24/72
- 53 Sam Baker, vs. Gia., 11/11/62
- 53 Sam Baker, vs. Pitt., 12/8/63
- 53 Rafael Septien, @ Hou., 12/13/82
- 53 Rafael Septien, vs. Wash., 9/9/85

Opponent/Longest Field Goal

- 59 Tony Franklin, Phil., 11/12/79

Most Made, 50 or More Yards, Career

- 8 Rafael Septien, 1978-86
- 2 Sam Baker, 1962-63
- 2 Toni Fritsch, 1971-73, 1975

Most Made, 50 or More Yards, Season

- 2 Toni Fritsch, 1972
- 2 Rafael Septien, 1979, 1984

Highest Field Goal Percentage, Career (100 made)

- 71.7 Rafael Septien, 1978-86 (226-162)

SAFETIES**Most, Career**

- 2 Jethro Pugh, 1965-78
- 2 Benny Barnes, 1972-82
- 2 Harvey Martin, 1973-83

Most, Season

- 2 Benny Barnes, 1973

RUSHING**Most Seasons Leading Team**

- 10 Tony Dorsett, 1977-86
- 7 Don Perkins, 1961-65, 1967-68

Most Consecutive Seasons Leading Team

- 10 Tony Dorsett, 1977-86
- 5 Don Perkins, 1961-65

ATTEMPTS**Career**

- 2,755 Tony Dorsett (1977-87)
- 1,500 Don Perkins (1961-68)
- 1,166 Calvin Hill (1969-74)

Season

- 361 Herschel Walker, 1988
- 342 Tony Dorsett, 1981
- 305 Tony Dorsett, 1985

Season, Rookie

- 208 Tony Dorsett, 1977
- 204 Calvin Hill, 1969

Game

- 32 Calvin Hill, vs. SFO., 11/10/74
- 31 Calvin Hill, @ Chi., 9/16/73

Opponent/Game

- 32 John Riggins, Wash., 10/14/84

YARDS GAINED**Career**

- 12,036 Tony Dorsett, 1977-87
- 6,217 Don Perkins, 1961-68
- 5,009 Calvin Hill, 1969-74

Season

- 1,646 Tony Dorsett, 1981
- 1,514 Herschel Walker, 1988
- 1,325 Tony Dorsett, 1979
- 1,321 Tony Dorsett, 1983
- 1,307 Tony Dorsett, 1985

Season, Rookie

- 1,007 Tony Dorsett, 1977
- 942 Calvin Hill, 1969

Cowboys Individual Records (Cont.)

- Game**
 206 Tony Dorsett, vs. Phil., 12/4/77
 183 Tony Dorsett, @ Gia., 11/9/80
 175 Tony Dorsett, @ Balt., 12/6/81
- Game, Opponent**
 232 Jim Brown, Clev., 9/22/63
 206 Greg Bell, @ Buf., 11/18/84
 195 Earl Campbell, Hou., 11/22/79
- Longest Run**
 99 Tony Dorsett, @ Minn., 1/3/83 (TD)
 84 Herschel Walker, vs. Phil., 12/14/86 (TD)
 84 Tony Dorsett, vs. Phil., 12/4/77 (TD)
- Opponent/Longest Run**
 85 Greg Bell, @ Buf., 11/18/84 (TD)
- Most Seasons, 1,000 or More Yards**
 8 Tony Dorsett, 1977-81, 1983-85
 2 Calvin Hill, 1972-73
- Most Consecutive Seasons, 1,000 or More Yards**
 5 Tony Dorsett, 1977-81
- Most Games, 100 or More Yards, Career**
 43 Tony Dorsett, 1977-87
 16 Calvin Hill, 1969-74
- Most Games, 100 or More Yards, Season**
 9 Tony Dorsett, 1981
 8 Tony Dorsett, 1983
- Most Consecutive Games, 100 or More Yards**
 4 Tony Dorsett, 1979
 3 Tony Dorsett, 1981
 3 Tony Dorsett, 1983
- AVERAGE GAIN**
- Career (700 att.)**
 4.37 Tony Dorsett, 1977-87 (2,755-12,036)
 4.32 Walt Garrison, 1966-74 (899-3,886)
- Season (Qualifiers)**
 5.6 Amos Marsh, 1962 (144-802)
 5.3 Duane Thomas, 1970 (151-803)
 4.9 Herschel Walker, 1986 (151-737)
- Game (10 att.)**
 12.1 Walt Garrison, vs. Wash., 12/9/72 (10-121)
 10.9 Amos Marsh, @ Wash., 11/4/62 (10-109)
 10.8 Dan Reeves, vs. Wash., 12/11/66 (10-108)
- TOUCHDOWNS**
- Most Seasons Leading Team**
 7 Tony Dorsett, 1977, 1979-80, 1982-85
 6 Don Perkins, 1961-64, 1966-67
- Most Consecutive Seasons Leading Team**
 4 Don Perkins, 1961-64
 4 Tony Dorsett, 1982-85
 4 Herschel Walker, 1986-89
- Career**
 72 Tony Dorsett, 1977-87
 42 Don Perkins, 1961-88
 39 Calvin Hill, 1969-74
- Season**
 12 Tony Dorsett, 1977
 12 Herschel Walker, 1986

- Rookie, Season**
 12 Tony Dorsett, 1977
 8 Calvin Hill, 1969
- Game**
 4 Calvin Hill, @ Buf., 9/19/71
- Opponent/Game**
 3 Jim Taylor, @ GBay, 11/13/60
 3 Dick James, Wash., 12/17/61
- Most Consecutive Games Rushing for Touchdown**
 6 Tony Dorsett, 1977
 6 Tony Dorsett, 1980

PASSING

- Most Seasons Leading Team**
 8 Roger Staubach, 1971, 1973-79
 7 Danny White, 1980-85, 1987
 6 Don Meredith, 1963-68
- Most Consecutive Seasons Leading Team**
 7 Roger Staubach, 1973-79
 6 Don Meredith, 1963-68
 6 Danny White, 1980-85

RATING

- Highest, Career (1,500 att.)**
 83.5 Roger Staubach, 1969-79
 81.7 Danny White, 1976-88
 74.7 Don Meredith, 1960-68
- Highest, Season (qualifiers)**
 104.8 Roger Staubach, 1971
 94.6 Roger Staubach, 1973
 92.4 Roger Staubach, 1979
- Highest, Rookie, Season (qualifiers)**
 55.7 Troy Aikman, 1989

ATTEMPTS

- Career**
 2,958 Roger Staubach, 1969-79
 2,950 Danny White, 1976-88

- Season**
 533 Danny White, 1983
 461 Roger Staubach, 1979
 450 Danny White, 1985

- Rookie, Season**
 293 Troy Aikman, 1989
 219 Steve Walsh, 1989

- Game**
 49 Roger Staubach, @ Phil., 10/26/75
 49 Gary Hogeboom, @ SFO, 12/22/85
 49 Danny White, @ Wash., 12/13/87
 49 Steve Walsh, vs. Phoe., 10/29/89

- Game, Opponent**
 54 Neil Lomax, StL., 12/27/87
 53 Randall Cunningham, @ Phil., 10/23/88

COMPLETIONS

- Career**
 1,761 Danny White, 1976-88
 1,685 Roger Staubach, 1969-79

Cowboys Individual Records (Cont.)

Season

- 334 Danny White, 1983
267 Roger Staubach, 1979
267 Danny White, 1985

Rookie, Season

- 155 Troy Aikman, 1989
110 Steve Walsh, 1989

Game

- 33 Gary Hogeboom, @ Rams, 9/3/84
32 Steve Peiluer, @ Phil., 10/23/88
31 Danny White, @ SDO, 11/13/83
31 Danny White, @ Gia., 10/6/85

Opponent/Game

- 28 Bill Wade, Chic., 11/18/62
28 Kent Nix, @ Pitt., 10/22/67
28 Joe Theismann, @ Wash., 9/5/83
28 Neil Lomax, St.L., 11/28/85
28 Neil Lomax, St.L., 12/27/87

Consecutive Passes Completed

- 14 Steve Peiluer, vs. Sea., 11/27/86
12 Roger Staubach, vs. Balt., (11),
9/4/78; vs. Gia., (1), 9/10/78
12 Danny White, @ Phil., 11/6/83

COMPLETION PERCENTAGE**Career (1,500 att.)**

- 59.7 Danny White, 1976-88
(2,950-1,761)
57.0 Roger Staubach, 1969-79
(2,958-1,685)
50.7 Don Meredith, 1960-68
(2,308-1,170)

Season (qualifiers)

- 63.2 Danny White, 1982 (247-156)
62.7 Danny White, 1983 (533-334)
62.6 Roger Staubach, 1973 (286-179)

Season, Rookie (qualifiers)

- 52.9 Troy Aikman, 1989 (293-155)

Game (20 attempts)

- 87.5 Danny White, @ Phil., 11/6/83
(24-21)
80.0 Danny White, vs. GBay, 9/28/80
(20-16)
78.6 Roger Staubach, vs. Balt., 9/26/76
(28-22)

YARDS GAINED**Career**

- 22,700 Roger Staubach, 1969-79
21,959 Danny White, 1976-88
17,199 Don Meredith, 1960-68

Season

- 3,980 Danny White, 1983
3,586 Roger Staubach, 1979
3,287 Danny White, 1980

Rookie, Season

- 1,749 Troy Aikman, 1989
1,371 Steve Walsh, 1989

Game

- 460 Don Meredith, @ SFO, 11/10/63
406 Don Meredith, @ Wash., 11/13/66
394 Don Meredith, @ Phil., 11/6/66

Opponent, Game

- 466 Bill Wade, Chi., 11/18/62
432 Phil Simms, @ Gia., 10/6/85
411 Sonny Jurgensen, @ Was.,
11/28/65

Most Seasons, 3,000 or More**Passing Yards**

- 4 Danny White, 1980-83, 1985
2 Roger Staubach, 1978-79

Most Games, 300 or More**Passing Yards, Career**

- 10 Danny White, 1976-88
7 Don Meredith, 1960-68
6 Roger Staubach, 1969-79

Most Games, 300 or More**Passing Yards, Season**

- 3 Don Meredith, 1966
3 Roger Staubach, 1979
3 Danny White, 1983

Most Consecutive Games, 300 or More**Passing Yards**

- 2 Don Meredith, 1963

Longest Pass Completion (All TDs)

- 95 Don Meredith (to Hayes), vs.
Wash., 11/13/66
91 Roger Staubach (to Dorsett), vs.
Balt., 9/4/78
89 Craig Morton (to Hayes), @ K.C.,
10/25/70

Opponent/Longest Pass Completion**(All TDs)**

- 94 Nortm Snead (to Rich Houston), @
Gia., 9/24/72

AVERAGE GAIN**Career (1,500 att.)**

- 7.67 Roger Staubach, 1969-79
(1,685-22,700)
7.45 Don Meredith, 1960-68
(2,308-17,199)
7.44 Danny White, 1976-88
(1,761-21,959)

Season (qualifiers)

- 8.92 Roger Staubach, 1971 (211-1,882)
8.79 Craig Morton, 1970 (207-1,819)
8.67 Craig Morton, 1969 (302-2,619)

Season, Rookie (qualifiers)

- 5.97 Troy Aikman, 1989

Game (20 att.)

- 15.15 Don Meredith, vs. Phil., 10/9/66
(26-394)
14.92 Don Meredith, vs. Gia., 9/18/66
(24-358)
14.00 Don Meredith, @ Wash., 11/13/66
(29-406)

TOUCHDOWNS**Career**

- 155 Danny White, 1976-88
153 Roger Staubach, 1969-79

Season

- 29 Danny White, 1983
28 Danny White, 1980
27 Roger Staubach, 1979

Season, Rookie

- 9 Troy Aikman, 1989
5 Steve Walsh, 1989

Cowboys Individual Records (Cont.)

Game
 5 Eddie LeBaron, @ Pitt., 10/21/62
 5 Don Meredith, vs. Gia., 9/18/66
 5 Don Meredith, vs. Phil., 10/9/66
 5 Don Meredith, vs. Phil., 9/29/68
 5 Craig Morton, vs. Phil., 10/19/69
 5 Craig Morton, vs. Hou., 12/20/70
 5 Danny White, @ Gia., 10/20/83

Game, Rookie
 4 Troy Aikman, vs. Rams, 12/3/89

Opponent/Game
 6 Y. A. Tittle, @ Gia., 12/16/62

Most Games, Four or More Touchdown Passes, Career
 8 Danny White, 1976-88
 6 Don Meredith, 1960-68

Most Games, Four or More Touchdown Passes, Season
 3 Don Meredith, 1966
 2 Danny White, 1980

Most Consecutive Games, Touchdown Pass
 12 Don Meredith, 1965-66
 12 Roger Staubach, 1977-78
 11 Danny White, 1983

HAD INTERCEPTED

Most Consecutive Passes Attempted, None Intercepted
 166 Don Meredith, 1965-66
 149 Roger Staubach, 1978-79
 137 Roger Staubach, 1977

Career
 132 Danny White, 1976-88
 111 Don Meredith, 1960-68
 109 Roger Staubach, 1969-79

Season
 25 Eddie LeBaron, 1960
 25 Danny White, 1980
 23 Danny White, 1983

Game
 5 Eddie LeBaron, vs. Phil., 9/30/60
 5 Eddie LeBaron, vs. St.L., 11/5/61
 5 Danny White, @ Gia., 11/9/80
 5 Steve Pelluer, vs. Rai., 11/9/86

Opponent/Game
 6 Pete Liske, @ Phil., 9/26/71

Most Attempts, No Interceptions, Game
 47 Danny White, @ SDO, 11/13/83
 40 Roger Staubach, vs. Phil., 12/5/76
 40 Gary Hogeboom, vs. Phil., 9/16/84

LOWEST PERCENTAGE PASSES INTERCEPTED

Career (1,500 att.)
 3.7 Roger Staubach, 1969-79 (2,958-109)
 4.5 Danny White, 1976-88 (2,950-132)
 4.8 Don Meredith, 1960-68 (2,308-111)

Season (qualifiers)
 1.9 Roger Staubach, 1971 (211-4)
 2.4 Roger Staubach, 1979 (461-11)
 2.5 Roger Staubach, 1977 (361-9)

Season, Rookie (qualifiers)
 6.1 Troy Aikman, 1989 (293-18)

TIMES SACKED

Career
 311 Roger Staubach, 1969-79
 251 Don Meredith, 1960-68
 242 Danny White, 1976-88

Season
 58 Don Meredith, 1964
 47 Steve Pelluer, 1986
 44 Danny White, 1987

Game
 11 Steve Pelluer, @ SDO, 11/16/86
 9 Craig Morton, @ GBay, 10/24/65

Opponent/Game
 12 Warren Moon, @ Hou., 9/29/85
 11 Greg Landry, Det., 10/6/75
 11 David Norrie, @ Jets, 10/4/87

Highest Attempts/Sack Ratio, Career (1,500 att.)
 13.2 Danny White, 1976-88 (3,192-242)
 10.5 Roger Staubach, 1969-79 (3,269-311)
 10.2 Don Meredith, 1960-68 (2,559-251)

Highest Attempts/Sack Ratio, Season (qualifiers)
 22.9 Eddie LeBaron, 1961 (275-12)
 21.7 Steve Pelluer, 1988 (456-21)
 16.4 Troy Aikman, 1989 (312-19)

PASS RECEIVING

RECEPTIONS

Most Seasons Leading Team
 5 Drew Pearson, 1974-78
 5 Tony Hill, 1979-82, 1985

Most Consecutive Seasons Leading Team
 5 Drew Pearson, 1974-78

Career
 489 Drew Pearson, 1973-83
 479 Tony Hill, 1977-86
 382 Tony Dorsett, 1977-87

Season
 76 Herschel Walker, 1986
 74 Tony Hill, 1985
 73 Ron Springs, 1983

Season, Rookie
 46 Bob Hayes, 1965
 41 Mike Sharrard, 1986
 32 Don Perkins, 1961
 32 Michael Irvin, 1988

Game
 13 Lance Rentzel, vs. Wash., 11/19/67
 11 Bill Howton, @ Phil., 11/25/62
 11 Ron Springs, @ N.E., 9/21/81
 11 Ron Springs, vs. TBay, 10/9/83
 11 Tony Hill, @ Det., 9/15/85
 11 Doug Cosbie, @ Det., 9/15/85

Opponent/Game
 12 J.R. Wilburn, @ Pitt., 10/22/67

Most Consecutive Games, Pass Reception
 72 Tony Hill, 1981-86
 58 Drew Pearson, 1974-78

Cowboys Individual Records (Cont.)

Most Seasons 50 or More Pass Receptions

- 4 Tony Hill, 1979-80, 1984-85
- 3 Drew Pearson, 1974, 1976, 1979
- 3 Herschel Walker, 1986-88

YARDS

Most Seasons Leading Team

- 8 Tony Hill, 1978-85
- 5 Bob Hayes, 1965-67, 1970-71

Most Consecutive Seasons Leading Team

- 8 Tony Hill, 1978-85
- 4 Frank Clarke, 1961-64
- 4 Drew Pearson, 1974-77

Career

- 7,988 Tony Hill, 1977-86
- 7,822 Drew Pearson, 1973-83
- 7,295 Bob Hayes, 1965-74

Season

- 1,232 Bob Hayes, 1966
- 1,113 Tony Hill, 1985
- 1,087 Drew Pearson, 1974

Season, Rookie

- 1,003 Bob Hayes, 1965
- 744 Mike Sherrard, 1986
- 654 Michael Irvin, 1988

Game

- 246 Bob Hayes, @ Wash., 11/13/66
- 241 Frank Clarke, vs. Wash., 9/16/62
- 233 Lance Rentzel, vs. Wash., 11/19/67

Game, Rookie

- 203 James Dixon, @ Pho., 11/12/89
- 177 Bob Hayes, vs. Phil., 10/10/65

Game, Opponent

- 238 Harold Jackson, @ Rams, 10/14/73

Longest Pass Reception (All TDs)

- 95 Bob Hayes (from Meredith), vs. Wash., 11/13/66
- 91 Tony Dorsett (from Staubach), vs. Balt., 9/4/78
- 89 Bob Hayes (from Morton), vs. K.C., 10-25-70

Most Seasons 1,000 or More Yards Pass Receiving

- 3 Tony Hill, 1979-80, 1985
- 2 Bob Hayes, 1965-66
- 2 Drew Pearson, 1974, 1979

Most Games, 100 or More Yards, Career

- 26 Tony Hill, 1977-86
- 21 Bob Hayes, 1965-75
- 18 Drew Pearson, 1973-83

Most Games, 100 or More Yards, Season

- 6 Bob Hayes, 1967
- 5 Bob Hayes, 1970
- 5 Drew Pearson, 1974
- 5 Tony Hill, 1984

Most Consecutive Games, 100 or More Yards

- 3 Lance Rentzel, 1968-69

AVERAGE GAIN

Career (200 receptions)

- 20.0 Bob Hayes, 1965-74 (365-7,295)
- 18.6 Frank Clarke, 1960-67 (281-5,214)
- 16.7 Tony Hill, 1977-86 (479-7,988)

Season (24 receptions)

- 26.1 Bob Hayes, 1970 (34-889)

- 24.0 Bob Hayes, 1971 (35-840)
- 22.4 Frank Clarke, 1961 (41-919)

Game (3 receptions)

- 44.3 Tony Hill, @ Wash., 9/5/83 (3-133)
- 42.0 Frank Clarke, @ Gia., 10/20/63 (4-168)
- 39.7 Lance Rentzel, vs. N.O., 11/9/69 (3-119)

TOUCHDOWNS

Career

- 71 Bob Hayes, 1965-74
- 51 Tony Hill, 1977-86
- 50 Frank Clarke, 1960-67

Season

- 14 Frank Clarke, 1962
- 13 Bob Hayes, 1966
- 12 Lance Rentzel, 1969
- 12 Bob Hayes, 1965

Game

- 4 Bob Hayes, vs. Hou., 12/20/70

Game/Opponent

- 4 Harold Jackson, @ Rams, 10/14/73

Most Consecutive Games, Touchdown

- 7 Frank Clarke, 1961-62
- 7 Bob Hayes, 1965-66

RUSHING-RECEIVING

YARDS

Career

- 15,468 Tony Dorsett, 1977-87 (ru-12,036, re-3,432)
- 8,072 Tony Hill, 1977-86 (ru-84, re-7,988)
- 8,012 Drew Pearson, 1973-83 (ru-190, re-7,822)

Season

- 2,019 Herschel Walker, 1988 (ru-1,514, re-505)
- 1,971 Tony Dorsett, 1981 (ru-1,646, re-325)
- 1,756 Tony Dorsett, 1985 (ru-1,307, re-449)

Season, Rookie

- 1,280 Tony Dorsett, 1977 (ru-1,007, re-273)
- 1,174 Calvin Hill, 1969 (ru-942, re-232)
- 1,113 Don Perkins, 1961 (ru-815, re-298)

Game

- 292 Herschel Walker, vs. Phil., 12/14/86 (ru-122, re-170)
- 254 Tony Dorsett, vs. Balt., 9/4/78 (ru-147, re-107)
- 246 Bob Hayes, @ Wash., 11/13/66 (re-246)

INTERCEPTIONS BY

Most Seasons Leading Team

- 5 Everson Walls, 1981-82, 1985, 1987-88
- 4 Cornell Green, 1963, 1965-67

Career

- 52 Mel Renfro, 1964-77
- 44 Everson Walls, 1981-89
- 41 Charlie Waters, 1970-78, 1980-81

THE RECORDS

Cowboys Individual Records (Cont.)

Season

- 11 Everson Walls, 1981
- 10 Mel Renfro, 1969
- 9 Everson Walls, 1985

Season, Rookie

- 11 Everson Walls, 1981
- 7 Mel Renfro, 1964
- 7 Michael Downs, 1981

Game

- 3 Herb Adderley, @ Phil., 9/26/71
- 3 Lee Roy Jordan, vs. Cinc., 11/4/73
- 3 Dennis Thurman, vs. Phil., 12/13/81

YARDS GAINED

Career

- 626 Mel Renfro, 1964-77
- 584 Charlie Waters, 1970-78, 1980-81
- 562 Dennis Thurman, 1978-85

Season

- 211 Cornell Green, 1963
- 187 Dennis Thurman, 1981
- 182 Herb Adderley, 1971

Season, Rookie

- 136 Mike Gaechter, 1962
- 133 Everson Walls, 1981
- 110 Mel Renfro, 1964

Game

- 121 Mike Gaechter, vs. Wash., 11/3/63
- 102 Herb Adderley, @ Phil., 9/26/70
- 100 Mike Gaechter, vs. Phil., 10/14/62

Longest Returns (all TDs except as noted)

- 100 Mike Gaechter, vs. Phil., 10/14/62
- 96 Dennis Thurman, @ Wash., 9/6/81 (no TD)
- 90 Mel Renfro, vs. St.L., 10/4/65

TOUCHDOWNS

Career

- 4 Dennis Thurman, 1977-85
- 3 Mel Renfro, 1964-77
- 3 Lee Roy Jordan, 1963-76

Season

- 1 By Many Players

PUNTING

PUNTS

Career

- 612 Danny White, 1976-88
- 394 Mike Saxon, 1985-89
- 247 Ron Widby, 1968-71

Season

- 86 Mike Saxon, 1986
- 82 Danny White, 1984
- 81 Danny White, 1981
- 81 Mike Saxon, 1985

Game

- 11 Danny White, vs. Phil., 9/23/84
- 10 By Many, last by Mike Saxon, vs. Chic., 11/17/85

Game/Opponent

- 11 Danny Villanueva, @ Rams, 9/30/62
- 11 John James, @ Atl., 9/15/74
- 11 Marv Bateman, vs. Buff., 11/15/76
- 11 Rich Camarillo, vs. N.E., 11/22/84

Longest Punt

- 84 Ron Widby, @ N.O., 11/3/68
- 75 Billy Lothridge, vs. Gia., 10/11/64
- 75 Sam Baker, vs. Rams, 9/30/62

AVERAGE YARDS

Career (300 punts)

- 40.8 Mike Saxon, 1985-89 (394-16,083)
- 40.1 Danny White, 1976-84 (612-24,571)

Season (Qualifiers)

- 45.4 Sam Baker, 1962 (57-2,589)
- 44.2 Sam Baker, 1963 (71-3,138)
- 43.3 Ron Widby, 1969 (63-2,729)

Season, Rookie

- 41.9 Mike Saxon, 1985 (81-3,396)
- 40.3 Billy Lothridge, 1964 (62-2,501)
- 39.8 Duane Carrell, 1974 (40-1,591)

Game (4 punts)

- 53.4 Ron Widby, @ N.O., 11/3/68 (5-267)
- 53.0 Marv Bateman, vs. Cinc., 11/4/73 (5-265)

HAD BLOCKED

Career

- 6 Danny White, 1976-88
- 4 Mike Saxon, 1985-89

Season

- 2 Marv Bateman, 1973
- 2 Danny White, 1976
- 2 Mike Saxon, 1989

Most Consecutive Punts, None Blocked

- 341 Danny White, 1978-83
- 190 Mike Saxon, 1986-89
- 137 Ron Widby, 1968-70

INSIDE 20

Career

- 159 Danny White, 1976-88
- 111 Mike Saxon, 1985-89
- 45 Ron Widby, 1968-71

Season

- 28 Mike Saxon, 1986
- 27 Danny White, 1977
- 24 Mike Saxon, 1988

Game

- 5 Danny Villanueva, @ Clev., 10/17/65
- 5 Duane Carrell, vs. St.L., 11/3/74
- 4 By many

Fewest Touchbacks in a Season (Qualifiers)

- 2 Danny White, 1982
- 3 Allen Green, 1961
- 3 Danny Villanueva, 1966
- 3 Marv Bateman, 1972

Cowboys Individual Records (Cont.)

PUNT RETURNS

RETURNS

Career	146 Butch Johnson, 1976-83
	109 Mel Renfro, 1964-77
	104 Bob Hayes, 1965-74
Season	104 Bob Hayes, 1965-74
	54 James Jones, 1980
	54 Gary Allen, 1984
	51 Butch Johnson, 1978
Season, Rookie	54 James Jones, 1980
	45 Butch Johnson, 1976
	35 Steve Wilson, 1979
Game	9 Butch Johnson, vs. Buf., 11/15/76
	8 Ron Fellows, vs. Clev., 11/25/82
	7 By Many
Game/Opponent	8 Phil McConkey, Gia., 11/4/84
	7 Phillip Epps, GBay, 9/23/84
	7 Irving Fryar, N.E., 11/22/84
	7 Vai Sikahema, @ STL, 9/13/87

FAIR CATCHES

Career	38 Mel Renfro, 1964-77
	38 Butch Johnson, 1976-83
Season	18 Golden Richards, 1973
	16 Cliff Harris, 1972
	15 Butch Johnson, 1977
	15 Gary Allen, 1984
	15 Kelvin Martin, 1988
Game	4 Golden Richards, @ N.E., 11/16/75
	4 Golden Richards, @ Wash., 11/7/74
	4 Kelvin Martin, vs. Phil., 12/18/88
Game/Opponent	4 Jim Lindsey, Minn., 9/25/66
	4 Rickie Harris, Wash., 12/11/66
	4 Bruce Taylor, SFO, 11/23/72
	4 Phillip Epps, GBay, 9/23/84
	4 Jeff Groth, N.O., 10/21/84

YARDS GAINED

Career	1,313 Butch Johnson, 1976-83
	1,158 Bob Hayes, 1965-74
	842 Mel Renfro, 1964-77
Season	548 James Jones, 1980
	489 Butch Johnson, 1976
	446 Gary Allen, 1984
Game	122 Bob Hayes, vs. Pitt., 12/8/68
	117 Mel Renfro, vs. Green Bay, 11/29/64
	117 Butch Johnson, vs. Buff., 11/15/76

Game/Opponent

88 Michael Harper, @ Jets, 10/4/87
83 John Sciarra, Phil., 11/12/79
74 John Roland, St.L., 11/16/70

Longest Punt Return (All TDs)

98 Dennis Morgan, vs. St.L., 10/13/74
90 Bob Hayes, vs. Pitt., 12/8/68
69 Mel Renfro, vs. GBay, 11/29/64
69 Bob Hayes, vs. St.L., 11/23/67

Longest Punt Return/Opponent (All TDs)

78 Michael Harper, @ Jets, 10/4/87
74 John Roland, St.L., 11/16/70
68 Bob Hammond, Gia., 9/25/77

AVERAGE YARDAGE

Most Seasons Leading Team

5 Bob Hayes, 1966-70
3 Butch Johnson, 1976-78

Career (75 returns)

11.1 Bob Hayes, 1965-74 (104-1,158)
9.0 Butch Johnson, 1976-83 (146-1,313)
8.5 James Jones, 1980-85 (87-736)

Season (Qualifiers)

20.8 Bob Hayes, 1968 (15-312)
15.1 Dennis Morgan, 1974 (19-287)
13.1 Mel Renfro, 1964 (32-418)

Season, Rookie (Qualifiers)

15.1 Dennis Morgan, 1974 (19-287)
13.1 Mel Renfro, 1964 (32-418)
10.9 Butch Johnson, 1976 (45-489)

Game (3 returns)

40.7 Bob Hayes, vs. Pitt., 12/8/68 (3-122)
29.3 Mel Renfro, vs. GBay, 11/29/64 (4-117)
28.7 Gary Allen, vs. K.C., 11/20/83 (3-86)

Game, Opponents (3 returns)

30.0 Ron Smith, @ Oak., 12/14/74 (3-90)
29.3 Michael Harper, @ Jets, 10/4/87 (3-88)
24.0 Bob Hammond, vs. Gia., 9/25/77 (3-72)

TOUCHDOWNS

Career	3 Bob Hayes, 1965-74
	1 By many players
Season	2 Bob Hayes, 1968

KICKOFF RETURNS

RETURNS

Career	85 Mel Renfro, 1964-77
	83 Darryl Clack, 1986-89
	79 Butch Johnson, 1976-83
Season	47 James Dixon, 1989
	43 Ron Fellows, 1983
	40 Mel Renfro, 1964

THE RECORDS

Cowboys Individual Records (Cont.)

- Game**
 8 Mel Renfro, vs. GBay, 10/29/63
 7 Robert Lavette, @ Gia., 10/6/85
 6 By many players

- Game, Opponent**
 7 Terry Metcalf, @ StL., 10/9/77
 7 Dave Turner, Cinc., 9/30/79
 7 James Owens, SFO, 10/12/80

YARDS

- Career**
 2,246 Mel Renfro, 1964-77
 1,832 Butch Johnson, 1976-83
 1,746 Darryl Clack, 1986-89

- Season**
 1,181 James Dixon, 1989
 1,017 Mel Renfro, 1964
 855 Ron Fellows, 1983

- Game**
 186 James Dixon, @ GBay, 10/8/89
 168 Mel Renfro, @ Wash., 11/22/64
 164 James Dixon, @ K.C., 10/22/89

- Game, Opponent**
 247 Tim Brown, @ Phil., 11/6/66
 188 James Owens, SFO, 10/12/80
 174 Dave Turner, Cinc., 9/30/79

- Longest Kickoff Return (all TDs)**
 101 Amos Marsh, vs. Phil., 10/14/62
 101 Ike Thomas, vs. Jets, 12/4/71
 100 Mark Washington, @ Wash., 11/12/70
 100 Mel Renfro, vs. SFO, 11/7/65

- Longest Kickoff Return, Opponent (All TDs)**
 108 Roy Green, StL., 10/21/79
 93 Jim Butler, Pitt., 10/30/66
 93 Tim Brown, @ Phil., 11/6/66

AVERAGE YARDAGE

- Career (75 returns)**
 26.4 Mel Renfro, 1964-77 (85-2,246)
 23.2 Butch Johnson, 1976-83 (79-1,832)
 21.7 Darryl Clack, 1986-89 (83-1,802)

- Season (Qualifiers)**
 30.0 Mel Renfro, 1965 (21-630)
 28.4 Cliff Harris, 1971 (29-823)
 25.7 Amos Marsh, 1961 (26-667)

- Game (3 returns)**
 48.0 Mark Washington, @ Wash., 11/22/70
 43.6 Ike Thomas, vs. Rams, 11/25/71
 42.0 Mel Renfro, @ Wash., 11/12/64 (4-168)

- Game, Opponent**
 49.4 Tim Brown, @ Phil., 11/6/66 (5-247)
 40.8 Mike Nelms, Wash., 11/22/81 (4-163)
 40.0 Jim Butler, Pitt., 10/30/66 (3-120)

TOUCHDOWNS

- Career**
 2 Mel Renfro, 1964-77
 2 Ike Thomas, 1971
 1 Amos Marsh, 1961-64
 1 James Dixon, 1989

- Season**
 2 Ike Thomas, 1971

- Game, Opponent**
 2 Tim Brown, @ Phil., 11/6/66

COMBINED KICK RETURNS

MOST RETURNS

- Career**
 225 Butch Johnson, 1976-83 (p-146, k-79)
 194 Mel Renfro, 1964-77 (p-109, k-85)

- Season**
 87 Gary Allen, 1984 (p-54, k-33)
 86 James Jones, 1980 (p-54, k-32)
 80 Butch Johnson, 1978 (p-51, k-29)

- Game**
 12 Mel Renfro, vs. GBay, 11/29/64 (p-4, k-8)
 11 Butch Johnson, vs. Buff., 11/15/76 (p-9, k-2)
 10 Mel Renfro, @ Wash., 11/13/66 (p-5, k-5)

- Game, Opponent**
 12 Larry Jones, Wash., 12/13/75 (p-6, k-6)
 10 Phil McConkey, NYG, 11/4/84 (p-8, k-2)
 10 Stump Mitchell, @ StL., 9/11/83 (p-5, k-5)

YARDS GAINED

- Career**
 3,145 Butch Johnson, 1976-83 (p-1,313, k-1,832)
 3,088 Mel Renfro, 1964-77 (p-842, k-2,246)
 2,180 James Jones, 1980-82, 1984-85 (p-736, k-1,444)

- Season**
 1,435 Mel Renfro, 1964 (p-418, k-1,017)
 1,268 James Jones, 1980 (p-548, k-720)
 1,182 Butch Johnson, 1976 (p-489, k-693)

- Game**
 273 Mel Renfro, vs. GBay, 11/29/64 (p-117, k-156)
 212 Butch Johnson, vs. Buff., 11/15/76 (p-117, k-95)
 210 Mel Renfro, @ Wash., 11/22/64 (p-42, k-168)

- Game, Opponent**
 247 Tim Brown, @ Phil., 11/6/66 (k-247)
 213 Stump Mitchell, St.L., 9/11/83 (p-53, k-160)
 188 James Owens, SFO, 10/12/80 (k-188)

TOUCHDOWNS

- Career**
 3 Bob Hayes, 1965-74 (p-3)
 3 Mel Renfro, 1964-77 (p-1, k-2)

- Season**
 2 Bob Hayes, 1968 (p-2)
 2 Ike Thomas, 1971 (k-2)

- Game, Opponent**
 2 Tim Brown, @ Phil., 11/6/66 (k-2)

Cowboys Individual Records (Cont.)

COMBINED NET YARDS

Rushing, receiving, interception returns, kickoff returns and fumble returns

Career YARDS

- 15,501 Tony Dorsett, 1977-87
- 9,104 Bob Hayes, 1965-74
- 8,436 Tony Hill, 1977-86

Season

- 2,019 Herschel Walker, 1988
- 1,998 Amos Marsh, 1962
- 1,971 Tony Dorsett, 1981

Season, Rookie

- 1,688 James Dixon, 1989
- 1,598 Bob Hayes, 1965
- 1,564 Don Perkins, 1961

Game

- 292 Herschel Walker, vs. Phil., 12/14/86
- 285 Calvin Hill, @ Wash., 11/16/69

FUMBLES

OPPONENTS' FUMBLES RECOVERED

Career

- 19 Ed Jones, 1974-78, 1980-89
- 16 Chuck Howley, 1961-73
- 16 Dave Edwards, 1963-75
- 16 Lee Roy Jordan, 1963-76
- 16 Cliff Harris, 1970-79

Season

- 5 Don Healy, 1961
- 4 Jerry Norton, 1962
- 4 Jethro Pugh, 1967
- 4 Larry Cole, 1971
- 4 Jethro Pugh, 1973
- 4 Dexter Clinkscale, 1983
- 4 Eugene Lockhart, 1985

Game

- 2 Many times, last by Jesse Penn, @ Det., 9/14/86

Longest Fumble Returns (All TDs)

- 97 Chuck Howley, vs. Atl., 10/2/66
- 86 Michael Downs, @ Hou., 12/13/82
- 84 Don Bishop, vs. StL., 10/28/62

OPPONENTS' FUMBLE RETURNED FOR TOUCHDOWNS

Career

- 3 Bob Lilly, 1961-74
- 2 Cornell Green, 1962-74
- 2 Benny Barner, 1972-82
- 2 Mike Hegman, 1976-88
- 2 Michael Downs, 1981-88

SACKS

Most Seasons Led Team

- 7 Harvey Martin, 1974-77, 1979-80, 1982
- 5 Jethro Pugh, 1968-72
- 3 George Andrie, 1964-65, 1967
- 3 Randy White, 1978, 1983-84
- 3 Jim Jeffcoat, 1985-86, 1989

TOTAL SACKS

Career

- 113 Harvey Martin, 1973-83
- 111 Randy White, 1975-88
- 105 Ed Jones, 1974-78, 1980-89

Season

- 20 Harvey Martin, 1977
- 16 Randy White, 1978
- 15 1/2 Jethro Pugh, 1968

Season, Rookie

- 9 Harvey Martin, 1973
- 6 1/2 Bruce Thornton, 1979
- 6 Randy White, 1975

Game

- 5 Bob Lilly, @ Pitt., 11/20/66
- 5 Jim Jeffcoat, @ Wash., 11/10/85
- 4 many times, last by Ed Jones, vs. Gia., 11/2/87

Game, Opponent

- 4 1/2 Jim Katcavage, @ Gia., 10/20/63
- 3 1/2 Ray Mansfield, Pitt., 12/13/64
- 3 1/2 Stan Hindman, @ SFO, 12/16/67
- 3 1/2 John Mendenhall, Gia., 9/29/74
- 3 1/2 Jerry Sher, @ Clev., 9/24/79

TACKLES

COMBINED TACKLES

Career

- 1,236 Lee Roy Jordan, 1963-76
- 1,104 Randy White, 1975-88
- 1,032 Ed Jones, 1974-78, 1980-89

Season

- 222 Eugene Lockhart, 1989
- 167 Bob Breunig, 1979

Game

- 21 Lee Roy Jordan, vs. Phil., 9/26/71
- 19 Eugene Lockhart, vs. Phoe., 10/29/89
- 18 Eugene Lockhart, vs. Wash., 9/24/89

SOLO TACKLES

Career

- 743 Lee Roy Jordan, 1963-76
- 701 Randy White, 1975-88
- 693 Ed Jones, 1974-78, 1980-89

Season

- 154 Eugene Lockhart, 1989
- 100 Lee Roy Jordan, 1975

Game

- 16 Eugene Lockhart, vs. Phoe., 10/29/89
- 14 Lee Roy Jordan, vs. Phil., 10/28/73
- 13 Eugene Lockhart, vs. Wash., 9/24/89

ASSISTED TACKLES

Career

- 493 Lee Roy Jordan, 1963-76
- 466 Bob Breunig, 1975-84
- 403 Randy White, 1975-88

Season

- 101 Jerry Tubbs, 1960

Game

- 15 Jerry Tubbs, vs. Chic., 11/27/60

Cowboys Team Records

1960 - 12 games; 1961/77 - 14 games; 1978-89 - 16 games.
NOTE: The 1962 regular season was reduced to nine games and the 1987 season to 15 games due to players' strikes.

GAMES WON

- Most Consecutive Games Won (Incl. postseason)**
12 1971-72
9 1977-78
8 1977, 1978
- Most Consecutive Games Won (Regular season)**
9 1971-72, 1978-79
8 1977
- Most Games Won, Season (Incl. postseason)**
15 1977
14 1971, 1978, 1980
- Most Games Won, Season (Regular season)**
12 1968, 1977, 1978, 1980, 1981, 1983
- Most Consecutive Games Won, Season (Incl. postseason)**
10 1971
8 1977, 1978
- Most Consecutive Games Won, Season (Regular season)**
8 1977
7 1971, 1983
- Most Consecutive Games Won, Start of Season**
8 1977
7 1983
6 1968, 1969
- Most Consecutive Games Won, End of Season**
7 1971
6 1978
5 1968, 1970
- Most Consecutive Home Games Won**
18 1980-81
11 1971-72
9 1975-76
- Most Consecutive Road Games Won**
7 1968
6 1966-67, 1975-76, 1978-79

GAMES LOST

- Most Consecutive Games Lost**
10 1960, 1988
9 1988-89
- Most Consecutive Games Without Victory**
12 1960
10 1960, 1988
- Most Games Lost, Season**
13 1988
- Most Consecutive Home Games Lost**
14 1988-89
6 1960
- Most Consecutive Home Games Without Victory**
14 1988-89
7 1962-63

Most Consecutive Away Games Lost

- 9 1962-63
7 1964-65

Most Consecutive Away Games Without Victory

- 9 1962-63
7 1960, 1964-65

SCORING

- Most Points, Season**
479 1983
- Most Points, Opponent, Season**
402 1962
- Fewest Points, Season**
177 1960
204 1989
- Fewest Points, Opponent, Season**
186 1968
208 1978*
- Most Points, Game**
59 vs. Det., 9/15/68
59 vs. SFO, 10/12/80
- Most Points, Opponent, Game**
54 @ Minn., 10/18/70
- Most Points, Both Teams, Game**
86 @ Buff., 9/19/71 (Dall. 49, Buff. 37)
82 vs. Minn., 11/26/87
(Minn. 44, Dall. 38 OT)
- Fewest Points, Both Teams, Game**
8 @ Clev., 12/12/70 (Dall. 6, Clev. 2)
- Most Points Overcome To Win Game**
21 vs. N.O., 10/21/84
20 @ Wash., 9/5/83
17 vs. Wash., 12/16/79
- Most Points, Opponent, Overcome To Win Game**
21 @ Wash., 11/28/65
20 @ Phil., 10/23/88
17 @ Det., 11/15/81
- Most Points, First Half**
42 vs. Phil., 10/19/69
- Most Points, Opponent, First Half**
34 @ Minn., 10/18/70
34 @ Rams, 10/14/73
34 @ Wash., 11/23/86
- Most Points, Both Teams, First Half**
55 vs. Raid., 10/23/83
- Most Points, Second Half**
31 @ Phil., 9/29/68
31 @ Wash., 11/17/68
- Most Points, Opponent, Second Half**
38 @ StL., 12/9/62
- Most Points, Both Teams, Second Half**
52 vs. StL., 9/28/75
- Most Points, First Quarter**
28 vs. Phil., 10/19/69
28 vs. Jets, 12/4/71
- Most Points, Opponent, First Quarter**
22 @ Cinc., 12/8/85

*16-game record;

Cowboys Team Records (Cont.)

Most Points, Both Teams, First Quarter
35 vs. Phil., 10/19/69

Most Points, Second Quarter
24 vs. Gia., 9/18/66
24 vs. Pitt., 10/30/66
24 vs. Det., 9/15/68
24 vs. N.E., 10/24/71
24 vs. SFO, 10/12/80

Most Points, Opponent, Second Quarter
28 @ Gia., 12/16/62

Most Points, Both Teams, Second Quarter
38 vs. K.C., 11/10/75
38 vs. Raid., 10/23/83

Most Points, Third Quarter
21 vs. Pitt., 10/30/66
21 vs. N.O., 9/24/73
21 vs. Clev., 12/7/74
21 vs. StL., 9/28/75
21 vs. SDO, 10/26/80

Most Points, Opponent, Third Quarter
21 @ Wash., 12/17/61
21 @ Cinc., 12/8/85

Most Points, Both Teams, Third Quarter
35 vs. StL., 9/28/75

Most Points, Fourth Quarter
21 @ Gia., 12/19/85
21 vs. Det., 9/15/68
21 @ Det., 10/6/75

Most Points, Opponent, Fourth Quarter
21 @ StL., 12/9/62
21 @ Wash., 11/28/65
21 vs. StL., 11/16/70
21 @ SDO, 11/5/72
21 @ StL., 9/13/87

Most Points, Both Teams, Fourth Quarter
35 vs. Gia., 10/21/73

Most Consecutive Games Scoring
218 1970-85
146 1960-70

TOUCHDOWNS

Most Touchdowns, Season
60 1980

Most Touchdowns, Opponent, Season
52 1962

Fewest Touchdowns, Season
23 1960
25 1989

Fewest Touchdowns, Opponent, Season
22 1973
25 1978

Most Touchdowns, Game
8 vs. Phil., 10/9/66
8 vs. Det., 9/15/68
8 vs. SFO, 10/12/80

Most Touchdowns, Opponent, Game
7 @ StL., 12/9/62
7 @ Cinc., 12/8/85

Most Touchdowns, Both Teams, Game
12 vs. Buff., 9/19/71
11 @ SFO, 12/12/77
11 vs. Minn., 11/26/87

Most Consecutive Games Score Touchdown (Incl. postseason)
85 1979-1984
73 1960-1965
72 1965-1970

POINT AFTER TOUCHDOWNS

Most Point After Touchdowns, Season
59 1980

Most Points After Touchdowns, Opponent, Season
49 1962

Most Point After Touchdowns, Game
8 vs. Det., 9/15/68
8 vs. SFO, 10/12/80

Most Point After Touchdowns, Opponent, Game
7 @ StL., 12/9/62

Most Consecutive Point After Touchdowns
162 1969-73

FIELD GOALS

Most Field Goals Attempted, Season
36 1969, 1972
35 1975, 1981

Most Field Goals Attempted, Opponent, Season
35 1989
34 1972
32 1963

Fewest Field Goals Attempted, Season
13 1960
17 1980

Most Field Goals Attempted, Game
7 @ Chic., 11/24/68
6 vs. Rams, 9/21/75

Most Field Goals Attempted, Opponent, Game
7 @ Phil., 12/5/65

Most Field Goals Attempted, Both Teams, Game
9 @ Phil., 12/5/65
9 @ Chic., 11/24/68

Most Field Goals, Season
27 1981
25 1987

Most Field Goals, Opponent, Season
28 1989
24 1988

Fewest Field Goals, Season
6 1960
9 1963, 1967
10 1989

Most Field Goals, Game
7 @ StL., 12/9/62

Most Field Goals, Opponent, Game
4 Many times, last vs. Phoe., 10/29/89

Most Field Goals, Both Teams, Game
6 @ Minn., 10/18/70
6 @ Mia., 11/5/78
6 @ Gia., 10/6/85

Most Consecutive Games Scoring Field Goal (Incl. playoffs)
12 1972-73
10 1975, 1977

*16-game record;

Cowboys Team Records (Cont.)

SAFETIES

- Most Safeties, Season**
3 1981
- Most Safeties, Opponent, Season**
2 1960, 1986, 1988
- Most Safeties, Game**
2 vs. Phil., 11/19/72

FIRST DOWNS

- Most First Downs, Season**
342 1978, 1983
- Most First Downs, Opponent, Season**
321 1989
312 1985
- Most First Downs, Both Teams, Season**
648 1985
- Fewest First Downs, Season**
180 1960
246 1989*
- Fewest First Downs, Opponent, Season**
199 1974
232 1978*
- Most First Downs, Game**
33 @ Det., 9/15/85
- Most First Downs, Opponent, Game**
31 vs. Raid., 10/23/83
31 @ Cinc., 12/8/85
- Most First Downs, Both Teams, Game**
55 vs. Rams, 10/1/67
- Fewest First Downs, Game**
7 @ Gia., 12/16/89
- Fewest First Downs, Opponent, Game**
5 @ Phil., 11/6/66
5 vs. Phil., 10/20/74
- Fewest First Downs, Both Teams, Game**
20 @ GBay, 10/24/65
- Most First Downs, Rushing, Season**
147 1974
- Most First Downs, Rushing, Opponent, Season**
122 1981
- Fewest First Downs, Rushing, Season**
57 1960
78 1989
- Fewest First Downs, Rushing, Opponent, Season**
52 1969
82 1983*
- Most First Downs, Rushing, Game**
19 @ Balt., 12/6/81
- Most First Downs, Rushing, Opponent, Game**
17 @ Chic., 9/30/84
- Fewest First Downs, Rushing, Game**
0 vs. StL., 11/16/70
- Fewest First Downs, Rushing, Opponent, Game**
0 5 times, last @ Clev., 12/4/88
- Most First Downs, Passing, Season**
208 1985
- Most First Downs, Passing, Opponent, Season**
193 1985

- Fewest First Downs, Passing, Season**
95 1970
145 1989*
- Fewest First Downs, Passing, Opponent, Season**
94 1977
128 1978*
- Most First Downs, Passing, Game**
23 @ SFO, 11/10/63
- Most First Downs, Passing, Opponent, Game**
21 Chic., 11/18/62
21 K.C., 11/20/83
21 @ StL., 11/11/84
- Fewest First Downs, Passing Game**
3 8 times, last @ Phil., 9/23/74
- Fewest First Downs, Passing, Opponent, Game**
1 3 times, last @ Jets, 12/21/75
- Most First Downs, Penalty, Season**
33 1985
- Most First Downs, Penalty, Opponent, Season**
34 1987
- Fewest First Downs, Penalty, Season**
9 1961, 1962, 1971
22 1979*
- Fewest First Downs, Penalty, Opponent, Season**
10 1969
18 1981*
- Most First Downs, Penalty, Game**
6 vs. TBay, 10/9/83
- Most First Downs, Penalty, Opponent, Game**
7 @ Jets, 10/4/87

NET YARDS GAINED RUSHING AND PASSING

- Most Yards Gained, Season**
5,968 1979
- Most Yards Gained, Opponent, Season**
5,608 1985
- Fewest Yards Gained, Season**
3,153 1960
4,294 1989*
- Fewest Yards Gained, Opponent, Season**
3,213 1977
4,009 1978*
- Most Yards Gained, Game**
652 vs. Phil., 10/6/66
583 vs. Balt., 9/4/78
578 vs. StL., 9/30/73
- Most Yards Gained, Opponent, Game**
570 @ Cinc., 12/8/85
529 Mia., 10/25/81
- Most Yards Gained, Both Teams, Game**
995 vs. Mia., 10/25/81
926 @ SFO, 11/10/63
- Fewest Yards Gained, Game**
108 @ Gia., 12/16/89
126 @ StL., 12/10/61
- Fewest Yards Gained, Opponent, Game**
63 @ GBay, 10/24/65
80 Phil., 11/6/66
- Fewest Yards Gained, Both Teams, Game**
255 @ GBay, 10/24/65

*16-game record;

THE RECORDS

Cowboys Team Records (Cont.)

Most Consecutive Games, 300 or More Yards Gained (incl. playoffs)
12 1975

Most Consecutive Games, 400 or More Yards Gained (incl. playoffs)
4 1976

RUSHING ATTEMPTS

Most Rushing Attempts, Season
630 1981

Most Rushing Attempts, Opponent, Season
543 1989

Fewest Rushing Attempts, Season
311 1960
355 1989

Fewest Rushing Attempts, Opponent, Season
313 1969
410 1983*

Most Rushing Attempts, Game
66 @ Balt., 12/6/81

Most Rushing Attempts, Opponent, Game
54 Atl., 10/11/70

Fewest Rushing Attempts, Game
10 @ N.O., 9/10/89

Fewest Rushing Attempts, Opponent, Game
12 Pitt., 10/30/66
12 Gia., 9/24/67
12 Phil., 10/16/83

YARDS

Most Yards Gained Rushing, Season
2,783 1978

Most Yards Gained Rushing, Opponent, Season
2,242 1960
2,226 1984

Fewest Yards Gained Rushing, Season
1,049 1960
1,409 1989

Fewest Yards Gained Rushing, Opponent, Season
1,050 1969
1,499 1983*

Most Yards Gained Rushing, Game
354 @ Balt., 12/6/81

Most Yards Gained, Opponent, Game
289 Phil., 10/22/61

Most Yards Gained Rushing, Both Teams, Game
510 @ Balt., 12/6/81
466 vs. Phil., 10/22/61

Fewest Yards Gained Rushing, Game
26 vs. Gia., 11/2/87

Fewest Yards Gained Rushing, Opponent, Game
7 Pitt., 10/30/66

AVERAGE GAIN

Highest Average Gain Rushing, Season
4.7 1962
4.5 1974

Lowest Average Gain Rushing, Season
3.4 1960
3.7 1984

TOUCHDOWNS

Most Touchdowns Rushing, Season
26 1980

Most Touchdowns, Rushing, Opponent, Season
24 1960

Fewest Touchdowns, Rushing, Season
6 1960, 1961
7 1989

Fewest Touchdowns, Rushing, Opponent, Season
2 1968
8 1984*

Most Touchdowns, Rushing, Game
5 @ Buff., 9/19/71

Most Touchdowns, Rushing, Opponent, Game
5 4 times, last by Phil., 10/10/65

Most Touchdowns, Rushing, Both Teams, Game
6 6 times, last @ K.C., 10/22/89

PASSING ATTEMPTS

Most Passes Attempted, Season
604 1984

Most Passes Attempted, Opponent, Season
558 1983

Fewest Passes Attempted, Season
297 1970
439 1981*

Fewest Passes Attempted, Opponent, Season
293 1960
432 1978*

Most Passes Attempted, Game
62 @ Det., 9/15/85

Most Passes Attempted, Opponent, Game
59 K.C., 11/20/83

Most Passes Attempted, Both Teams, Game
99 @ Phil., 10/23/88

Fewest Passes Attempted, Game
11 vs. Gia., 10/21/73
11 vs. Atl., 10/11/70

Fewest Passes Attempted, Opponent, Game
10 Wash., 10/3/71
10 Mia., 11/22/73

Fewest Passes Attempted, Both Teams, Game
28 @ Jets, 12/21/75

COMPLETIONS

Most Passes Completed, Season
346 1983

Most Passes Completed, Opponent, Season
299 1983

Fewest Passes Completed, Season
149 1970
251 1978*

*16-game record;

THE RECORDS

Cowboys Team Records (Cont.)

- Most Passes Completed, Game**
40 @ Det., 9/15/85
- Most Passes Completed, Opponent, Game**
33 K.C., 11/20/83
- Most Pass Completions, Both Teams, Game**
58 @ Phil., 10/23/88
57 @ SDO, 11/13/83
- Fewest Passes Completed, Game**
4 vs. Atl., 10/11/70
- Fewest Passes Completed, Opponent, Game**
2 @ Jets, 12/21/75
- Fewest Pass Completions, Both Teams, Game**
8 @ Jets, 12/21/75

YARDS

- Most Yards Gained, Passing, Season**
3,861 1985
- Most Yards Gained, Passing, Opponent, Season**
3,928 1983
- Fewest Yards Gained, Passing, Season**
2,013 1964
2,885 1989*
- Fewest Yards Gained, Passing, Opponent, Season**
1,562 1977
2,288 1980*
- Most Yards Gained, Passing, Game**
452 @ Det., 9/15/85
- Most Yards Gained, Passing, Opponent, Game**
437 Chic., 11/18/62
- Most Yards Gained, Passing, Both Teams, Game**
720 @ Gia., 10/6/85
708 vs. Mia., 10/25/81
701 @ Wash., 11/13/66

- Fewest Yards Gained, Passing, Game**
-10 @ GBay, 10/24/65
- Fewest Yards Gained, Passing, Opponent, Game**
-1 @ GBay, 10/24/65
-1 @ Jets, 12/21/75
- Fewest Yards Gained, Passing, Both Teams, Game**
-11 @ GBay, 10/24/75

COMPLETION PERCENTAGE

- Highest Completion Percentage, Opponent, Season**
.625 1983 (346 of 554)
- Highest Completion Percentage, Opponent, Season**
.617 1989 (301 of 488)
- Lowest Completion Percentage, Season**
.461 1960 (163 of 354)
- Lowest Completion Percentage, Opponent, Season**
.405 1960 (159 of 393)

- Highest Completion Percentage, Game (10 att.)**
.875 @ Phil., 11/6/83 (21 of 24)
- Highest Completion Percentage, Opponent, Game (10 att.)**
.857 @ Det., 12/11/60 (12 of 14)
- Highest Completion Percentage, Both Teams, Game**
.807 @ Gia., 10/10/76 (25 of 31)
- Lowest Completion Percentage, Game**
.286 vs. Wash., 9/26/65 (6 of 21)
- Lowest Completion Percentage, Opponent, Game**
.154 @ Jets, 12/21/75 (2 of 13)
- Lowest Completion Percentage, Both Teams, Game**
.286 @ Jets, 12/21/75 (8 of 28)

TOUCHDOWNS

- Most Touchdowns, Passing, Season**
31 1962, 1983
- Most Touchdowns, Passing, Opponent, Season**
33 1962
- Fewest Touchdowns, Passing, Season**
10 1964
14 1989
- Fewest Touchdowns, Passing, Opponent, Season**
10 1970
11 1978
- Most Touchdowns, Passing, Game**
5 6 times, last @ Gia., 10/30/83
- Most Touchdowns, Passing, Opponent, Game**
5 Balt., 10/30/60
5 @ Clev., 11/2/69

SACKS

- Most Sacks, Season**
62 1985
- Most Sacks, Opponent, Season**
68 1964
- Fewest Sacks, Opponent, Season**
30 1976, 1989
- Most Sacks, Game**
12 @ Pitt., 11/20/66
12 @ Hou., 9/29/85
- Most Sacks, Opponent, Game**
11 @ SDO, 11/16/86
- Most Sacks, Both Teams, Game**
17 @ Pitt., 11/20/66

SACK YARDAGE

- Most Sack Yardage, Season**
459 1985
- Most Sack Yardage, Opponent, Season**
503 1964
- Most Sack Yardage, Game**
84 vs. Det., 10/6/75

*16-game record

THE RECORDS

Cowboys Team Records (Cont.)

Most Sack Yards, Opponent, Game
67 N.O., 9/25/83

INTERCEPTIONS

Most Interceptions, Season
37 1981

Most Interceptions, Opponent, Season
33 1960

Fewest Interceptions, Season
7 1989
10 1988

Most Interceptions, Game
7 vs. Phil., 9/30/60
7 @ Phil., 9/26/71

Most Interceptions, Opponent, Game
5 5 times, last by Raid., 11/9/86

TOUCHDOWNS

Most Touchdowns By Interceptions, Season
4 1985

Most Touchdowns By Interceptions, Opponent, Season
3 1961, 1989

PUNTING

Most Punts, Season
108 1984

Most Punts, Opponent, Season
108 1978

Most Punts, Game
11 vs. Phil., 9/3/84

Most Punts, Opponent, Game
11 4 times, last by N.E., 11/22/84

Fewest Punts, Both Teams, Game
1 vs. Clev., 12/3/61

AVERAGE YARDAGE

Highest Average Distance, Punting, Season
45.4 1962

Highest Average Distance, Punting, Opponent, Season
45.5 1961

Highest Average Distance, Punting, Game (4 punts)
53.4 vs. N.O., 11/3/68

Highest Average Distance, Punting, Opponent, Game (4 punts)
54.3 @ Clev., 10/17/65

PUNT RETURNS

Most Punt Returns, Season
63 1978

Most Punt Returns, Opponent, Season
55 1984

Most Punt Returns, Game
9 vs. Buff., 11/15/76

Most Punt Returns, Opponent, Game
8 Gia., 11/4/84

YARDS GAINED

Most Yards, Punt Returns, Season
573 1974

Most Yards, Punt Returns, Opponent, Season
588 1983

Most Yards, Punt Returns, Game
122 vs. Pitt., 12/8/68

Most Yards, Punt Returns, Opponent, Game
109 vs. St.L., 11/16/70

TOUCHDOWNS RETURNING PUNTS

Most Touchdowns, Punt Returns, Season
2 1968

Most Touchdowns, Punt Returns, Opponent, Season
1 8 times, last @ Jets, 10/4/87

KICKOFF RETURNS

Most Kickoff Returns, Season
77 1983

Most Kickoff Returns, Opponent, Season
78 1966, 1983

Most Kickoff Returns, Game
9 @ Minn., 10/18/70

Most Kickoff Returns, Opponent, Game
10 Det., 9/15/68

YARDS GAINED

Most Yards, Kickoff Returns, Season
1,709 1989

Most Yards, Kickoff Returns, Opponent, Season
1,806 1983

Most Yards, Kickoff Returns, Game
260 vs. SFO, 11/7/65

Most Yards, Kickoff Returns, Opponent, Game
261 @ Phil., 11/6/66

TOUCHDOWNS RETURNING KICKOFFS

Most Touchdowns, Kickoff Returns, Season
2 1971

Most Touchdowns, Kickoff Returns, Opponent, Season
3 1966

FUMBLES

Most Fumbles, Season
46 1961

Most Fumbles, Opponent, Season
44 1973

Most Fumbles, Game
7 vs. Gia., 10/11/71

*16-game record

THE RECORDS

Cowboys Team Records (Cont.)

Most Fumbles, Opponent, Game
 7 @ Wash., 11/28/65
 7 K.C., 11/10/75

FUMBLES LOST

Most Fumbles Lost, Season
 21 1961, 1971, 1979

Most Fumbles Lost, Opponent, Season
 25 1971

Most Fumbles Lost, Game
 5 3 times, last vs. K.C., 11/10/75

Most Fumbles Lost, Opponent, Game
 5 4 times, last vs. Raid., 10/23/83

Most Consecutive Games without Losing Fumble
 3 1973, 1974, 1975, 1976, 1977, 1988

PENALTIES

Most Penalties, Season
 141 1988

Most Penalties, Opponent, Season
 108 1985

Fewest Penalties, Season
 47 1961
 96 1978*

Fewest Penalties, Opponent, Season
 38 1961
 70 1979*

Most Penalties, Game
 17 @ Clev., 12/4/88
 16 @ Jets, 10/4/87

Most Penalties, Opponent, Game
 14 TBay, 10/8/83

Fewest Penalties, Game
 0 @ St.L., 12/10/61
 0 vs. Wash., 11/23/80

Fewest Penalties, Opponent, Game
 0 @ Pitt., 10/21/62
 0 @ Phil., 12/5/65

YARDS PENALIZED

Most Yards Penalized, Season
 1,148 1988

Most Yards Penalized, Opponent, Season
 990 1985

Fewest Yards Penalized, Season
 427 1961
 704 1978*

Fewest Yards Penalized, Opponent, Season
 362 1961
 704 1979*

Most Yards Penalized, Game
 161 @ Wash., 11/2/70
 159 vs. Phil., 10/13/68

Most Yards Penalized, Opponent, Game
 185 vs. TBay, 10/9/83
 166 @ St.L., 10/9/77

Fewest Yards Penalized, Game
 0 @ St.L., 12/10/61
 0 vs. Wash., 11/23/80

Fewest Yards Penalized, Opponent, Game
 0 @ Pitt., 10/21/62
 0 @ Phil., 12/5/65

*16-game record



Largest Margin of Victory

- 49 points, (56-7) vs. Philadelphia, 1966
- 46 points, (59-13) vs. Detroit, 1968
- 45 points, (52-7) vs. NY Giants, 1966
45 points, (59-14) vs. San Francisco, 1980
- 44 points, (51-7) vs. Seattle, 1980
- 42 points, (52-10) vs. Houston, 1970
42 points, (52-10) vs. NY Jets, 1971
- 38 points, (52-14) vs. Cleveland, 1967
(Eastern Conference Championship Game)
38 points, (38-0) vs. Baltimore, 1978
38 points, (38-0) vs. Tampa Bay, 1982
(1981 NFC Divisional Playoff)

Largest Margin of Defeat

- 44 points, (44-0) vs. Chicago, 1985
- 41 points, (48-7) vs. Cleveland, 1960
41 points, (54-13) vs. Minnesota, 1970
- 40 points, (43-3) vs. Minnesota, 1988
- 38 points, (45-7) vs. Baltimore, 1960
38 points, (38-0) vs. St. Louis, 1970
- 36 points, (43-7) vs. Philadelphia, 1961
- 34 points, (41-7) vs. Green Bay, 1960
- 32 points, (52-20) vs. St. Louis, 1962
32 points, (42-10) vs. Cleveland, 1969

Cowboys Big Days

RUSHING

- 206—Tony Dorsett vs. Philadelphia, Dec. 4, 1977 (23 carries).
 183—Tony Dorsett @ N.Y. Giants, Nov. 9, 1980 (24 carries).
 175—Tony Dorsett @ Baltimore, Dec. 6, 1981 (30 carries).
 173—Herschel Walker @ New England, Nov. 15, 1987 (28 carries).
 162—Tony Dorsett @ New England, Sept. 21, 1981 (19 carries).
 159—Tony Dorsett vs. L.A. Rams, Oct. 18, 1981 (27 carries).
 159—Tony Dorsett @ Houston, Sept. 29, 1985 (23 carries).
 154—Tony Dorsett vs. St. Louis, Sept. 24, 1978 (21 carries).
 153—Tony Dorsett @ Minnesota, Jan. 3, 1983 (16 carries).
 153—Calvin Hill vs. San Francisco, Nov. 10, 1974 (32 carries).
 152—Tony Dorsett vs. New Orleans, Nov. 19, 1978 (25 carries).
 151—Tony Dorsett @ Washington, Sept. 5, 1983 (14 carries).
 150—Calvin Hill @ Washington, Nov. 16, 1969 (27 carries).
 149—Herschel Walker @ Phoenix, Sept. 18, 1988 (29 carries).
 149—Tony Dorsett @ Green Bay, Nov. 12, 1978 (23 carries).
 147—Tony Dorsett vs. Baltimore, Sept. 4, 1978 (15 carries).
 145—Tony Dorsett @ Minnesota, Oct. 7, 1979 (21 carries).
 141—Tony Dorsett @ Minnesota, Oct. 2, 1983 (26 carries).
 141—Tony Dorsett @ St. Louis, Oct. 9, 1977 (14 carries).
 140—Calvin Hill vs. Philadelphia, Oct. 20, 1974 (26 carries).
 138—Calvin Hill @ New Orleans, Sept. 28, 1969 (23 carries).
 137—Don Perkins vs. St. Louis, Oct. 28, 1962 (24 carries).
 137—Don Perkins vs. N.Y. Giants, Oct. 11, 1964 (17 carries).
 137—Herschel Walker @ L.A. Rams, Dec. 21, 1987 (23 carries).
 134—Duane Thomas @ Kansas City, Oct. 25, 1970 (20 carries).

RUSHING (Cont.)

- 134—Herschel Walker @ Cleveland, Dec. 11, 1988 (25 carries).
133—Don Perkins @ Green Bay, Oct. 24, 1965 (22 carries).
132—Tony Dorsett @ Washington, Sept. 6, 1981 (20 carries).
131—Herschel Walker vs. Cincinnati, Nov. 20, 1988 (27 carries).
130—Calvin Hill @ Chicago, Sept. 16, 1973 (31 carries).
129—Tony Dorsett vs. St. Louis, Sept. 13, 1981 (16 carries).
124—Robert Newhouse @ St. Louis, Dec. 16, 1973 (19 carries).
124—Tony Dorsett vs. New Orleans, Sept. 25, 1983 (16 carries).
124—Herschel Walker @ New Orleans, Oct. 3, 1988 (26 carries).
123—Don Perkins vs. Cleveland, Dec. 3, 1961 (20 carries).
123—Duane Thomas vs. Washington, Dec. 6, 1970 (19 carries).
123—Calvin Hill vs. N.Y. Giants, Oct. 21, 1973 (23 carries).
122—Herschel Walker vs. Philadelphia, Dec. 14, 1986 (6 carries).
122—Tony Dorsett vs. Miami, Oct. 25, 1981 (24 carries).
122—Scott Laidlaw vs. Washington, Nov. 23, 1978 (16 carries).
122—Tony Dorsett vs. St. Louis, Nov. 16, 1980 (26 carries).
121—Walt Garrison vs. Washington, Dec. 9, 1972 (10 carries).
121—Tony Dorsett @ N.Y. Jets, Dec. 17, 1978 (29 carries).
120—Herschel Walker vs. St. Louis, Oct. 26, 1986 (26 carries).
120—Robert Newhouse @ Seattle, Oct. 3, 1976 (19 carries).
120—Calvin Hill @ St. Louis, Dec. 3, 1972 (26 carries).
119—Tony Dorsett vs. Cincinnati, Sept. 30, 1979 (20 carries).
117—Tony Dorsett @ Detroit, Sept. 14, 1986 (23 carries).
117—Tony Dorsett @ Seattle, Dec. 4, 1983 (26 carries).
117—Tony Dorsett vs. Buffalo, Nov. 9, 1981 (28 carries).
117—Amos Marsh vs. Cleveland, Dec. 2, 1962 (17 carries).
117—Calvin Hill @ Philadelphia, Sept. 20, 1970 (25 carries).
117—Calvin Hill vs. Atlanta, Oct. 11, 1970 (29 carries).
116—Tony Dorsett vs. Cleveland, Nov. 25, 1982 (20 carries).
115—Tony Dorsett vs. Washington, Nov. 22, 1981 (23 carries).
115—Duane Thomas vs. Houston, Dec. 20, 1970 (17 carries).
114—Dan Reeves @ Cleveland, Sept. 17, 1967 (18 carries).
113—Tony Dorsett vs. Pittsburgh, Oct. 13, 1985 (21 carries).
112—Duane Thomas vs. N.Y. Jets, Dec. 4, 1971 (14 carries).
111—Don Perkins vs. Cleveland, Nov. 24, 1966 (23 carries).
111—Don Perkins vs. Atlanta, Nov. 5, 1967 (21 carries).
111—Calvin Hill vs. Washington, Dec. 9, 1972 (24 carries).
111—Tony Dorsett @ N.Y. Giants, Sept. 10, 1978 (24 carries).
111—Tony Dorsett vs. St. Louis, Oct. 21, 1979 (20 carries).
110—Tony Dorsett @ Philadelphia, Dec. 2, 1984 (22 carries).
110—Calvin Hill vs. Washington, Dec. 9, 1973 (27 carries).
110—Paul Palmer @ Washington, Nov. 5, 1989 (18 carries).
109—Amos Marsh @ Washington, Nov. 4, 1962 (10 carries).
109—Don Perkins @ Washington, Sept. 29, 1963 (25 carries).
109—Calvin Hill vs. New Orleans, Nov. 9, 1969 (13 carries).
108—Don Perkins vs. Minnesota, Sept. 24, 1961 (17 carries).
108—Don Perkins @ Pittsburgh, Oct. 21, 1962 (20 carries).
108—Dan Reeves vs. Washington, Dec. 11, 1966 (10 carries).
108—Calvin Hill vs. Pittsburgh, Oct. 8, 1972 (23 carries).
108—Robert Newhouse @ N.Y. Jets, Dec. 21, 1975 (19 carries).
108—Robert Newhouse @ St. Louis, Sept. 2, 1979 (18 carries).

RUSHING (Cont.)

- 108—Tony Dorsett vs. Chicago, Sept. 16, 1979 (20 carries).
 108—Tony Dorsett vs. N.Y. Giants, Dec. 2, 1979 (29 carries).
 108—Tony Dorsett vs. Kansas City, Nov. 20, 1983 (18 carries).
 108—Herschel Walker @ L.A. Rams, Dec. 21, 1987 (23 carries).
 107—Tony Dorsett vs. Seattle, Nov. 27, 1980 (24 carries).
 105—Tony Dorsett vs. New Orleans, Dec. 19, 1982 (25 carries).
 104—Tony Dorsett vs. Indianapolis, Oct. 28, 1984 (24 carries).
 104—Duane Thomas @ Washington, Nov. 22, 1970 (16 carries).
 104—Scott Laidlaw vs. Philadelphia, Sept. 12, 1976 (19 carries).
 103—Don Perkins @ Washington, Nov. 17, 1968 (13 carries).
 103—Calvin Hill @ Washington, Oct. 8, 1973 (21 carries).
 103—Tony Dorsett vs. L.A. Rams, Oct. 14, 1979 (24 carries).
 102—Walt Garrison vs. N.Y. Giants, Oct. 27, 1969 (16 carries).
 102—Tony Dorsett vs. St. Louis, Nov. 24, 1983 (17 carries).
 101—Tony Dorsett vs. L.A. Raiders, Nov. 4, 1986 (22 carries).
 101—Tony Dorsett vs. Philadelphia, Dec. 13, 1981 (28 carries).
 101—Duane Thomas @ St. Louis, Nov. 7, 1971 (26 carries).
 101—Preston Pearson vs. Green Bay, Oct. 19, 1975 (15 carries).
 101—Robert Newhouse @ Green Bay, Nov. 12, 1978 (18 carries).
 100—Calvin Hill @ Philadelphia, Nov. 19, 1972 (15 carries).
 100—Calvin Hill @ Philadelphia, Oct. 28, 1973 (25 carries).
 100—Tony Dorsett vs. Tampa Bay, Sept. 21, 1980 (20 carries).
 100—Tony Dorsett @ Philadelphia, Oct. 20, 1985 (20 carries).

PASSING

- 460—Don Meredith @ San Francisco, Nov. 10, 1963 (30 of 48).
 406—Don Meredith @ Washington, Nov. 13, 1966 (21 of 29).
 394—Don Meredith @ Philadelphia, Nov. 6, 1966 (14 of 24).
 389—Gary Hogeboom @ San Francisco, Dec. 22, 1985 (28 of 49).
 379—Troy Aikman @ Phoenix, Nov. 12, 1989 (21 of 40).
 377—Danny White vs. Tampa Bay, Oct. 9, 1983 (29 of 44).
 362—Danny White vs. Atlanta, Oct. 27, 1985 (27 of 47).
 359—Danny White @ Washington, Dec. 13, 1987 (27 of 49).
 358—Don Meredith vs. N.Y. Giants, Sept. 18, 1966 (14 of 24).
 354—Danny White vs. Miami, Oct. 25, 1981 (22 of 32).
 349—Craig Morton vs. Houston, Dec. 20, 1970 (13 of 17).
 347—Danny White vs. Pittsburgh, Sept. 13, 1982 (25 of 36).
 345—Eddie LeBaron vs. Pittsburgh, Sept. 24, 1960 (15 of 28).
 343—Gary Hogeboom @ L.A. Rams, Sept. 3, 1984 (33 of 47).
 342—Danny White @ N.Y. Giants, Oct. 6, 1985 (31 of 46).
 342—Steve Pelluer @ Philadelphia, Oct. 23, 1988 (32 of 46).
 341—Danny White vs. Minnesota, Nov. 26, 1987 (25 of 41).
 339—Steve Pelluer @ N.Y. Giants, Nov. 2, 1986 (28 of 38).
 339—Roger Staubach vs. Baltimore, Sept. 26, 1976 (22 of 28).
 336—Roger Staubach vs. Washington, Dec. 16, 1979 (24 of 42).

RECEIVING

- 246—Bob Hayes @ Washington, Nov. 13, 1966 (9 catches).
 241—Frank Clarke vs. Washington, Sept. 16, 1962 (10 catches).
 223—Lance Rentzel vs. Washington, Nov. 19, 1967 (13 catches).
 213—Tony Hill vs. Philadelphia, Nov. 12, 1979 (7 catches).

RECEIVING (Cont.)

- 203—James Dixon @ Phoenix, Nov. 12, 1989 (6 catches).
 195—Bob Hayes vs. N.Y. Giants, Sept. 18, 1966 (6 catches).
 190—Frank Clarke @ San Francisco, Nov. 10, 1963 (8 catches).
 188—Drew Pearson @ Detroit, Oct. 6, 1975 (6 catches).
 187—Bob Hayes vs. Houston, Dec. 20, 1970 (6 catches).
 181—Tony Hill @ Detroit, Sept. 15, 1985 (11 catches).
 177—Bob Hayes vs. Philadelphia, Oct. 10, 1965 (8 catches).
 170—Herschel Walker vs. Philadelphia, Dec. 14, 1986 (9 catches).
 170—Bob Hayes @ Pittsburgh, Oct. 22, 1967 (7 catches).
 168—Frank Clarke @ N.Y. Giants, Oct. 20, 1963 (4 catches).
 164—Mike Renfro @ San Francisco, Dec. 22, 1985 (9 catches).

Cowboys Longest Plays

LONG RUNS FROM SCRIMMAGE

- 99—Tony Dorsett @ Minnesota, Jan. 3, 1983 (TD).
 84—Herschel Walker vs. Philadelphia, Dec. 14, 1986 (TD).
 84—Tony Dorsett vs. Philadelphia, Dec. 4, 1977 (TD).
 77—Tony Dorsett vs. St. Louis, Oct. 9, 1977 (TD).
 77—Tony Dorsett @ Washington, Sept. 5, 1983.
 75—Tony Dorsett @ New England, Sept. 21, 1981 (TD).
 73—Amos Bullocks vs. Chicago, Nov. 18, 1962 (TD).
 71—Amos Marsh vs. N.Y. Giants, Oct. 15, 1961.
 70—Amos Marsh vs. Washington, Nov. 4, 1962.
 68—Les Shy vs. Philadelphia, Oct. 9, 1966.
 67—Dan Reeves vs. Washington, Dec. 11, 1966 (TD).
 64—Jim Stiger vs. Washington, Nov. 22, 1964.
 63—Tony Dorsett vs. New Orleans, Nov. 19, 1978.
 63—Paul Palmer @ Kansas City, Oct. 22, 1989 (TD).
 62—Kelvin Edwards vs. Philadelphia, Oct. 11, 1987 (TD).
 60—Tony Dorsett vs. Atlanta, Oct. 27, 1985 (TD).
 60—Herschel Walker @ New England, Nov. 15, 1987 (TD).
 59—Don Perkins vs. Pittsburgh, Sept. 27, 1964.
 59—Scott Laidlaw vs. Washington, Nov. 23, 1978.
 59—James Jones @ Baltimore, Dec. 6, 1981 (TD).

LONG FORWARD PASSES

- 95—Don Meredith to Bob Hayes vs. Washington, Nov. 13, 1966 (TD).
 91—Roger Staubach to Tony Dorsett vs. Baltimore, Sept. 4, 1978 (TD).
 89—Craig Morton to Bob Hayes vs. Kansas City, Oct. 25, 1970 (TD).
 86—Craig Morton to Lance Rentzel vs. Philadelphia, Nov. 1, 1970 (TD).
 85—Eddie LeBaron to Amos Marsh vs. L.A. Rams, Sept. 30, 1962 (TD).
 85—Roger Staubach to Bob Hayes vs. N.Y. Giants, Dec. 12, 1971 (TD).
 84—Don Meredith to Pete Gent vs. Pittsburgh, Oct. 30, 1966 (TD).
 84—Steve Pelluer to Herschel Walker vs. Philadelphia, Dec. 14, 1986 (TD).

LONG PUNTS

- 84—Ron Widby vs. New Orleans, Nov. 3, 1968.
 75—Billy Lothridge vs. N.Y. Giants, Oct. 11, 1964.
 75—Sam Baker vs. L.A. Rams, Sept. 30, 1962.

LONG PUNTS (Cont.)

- 73—Danny White vs. L.A. Rams, Oct. 14, 1979.
- 71—Billy Lothridge vs. St. Louis, Sept. 12, 1964.
- 71—Sam Baker vs. N.Y. Giants, Dec. 16, 1962.

LONG PUNT RETURNS

- 98—Dennis Morgan vs. St. Louis, Oct. 13, 1974 (TD).
- 90—Bob Hayes vs. Pittsburgh, Dec. 8, 1968 (TD).
- 69—Bob Hayes vs. St. Louis, Nov. 23, 1967 (TD).
- 69—Mel Renfro vs. Green Bay, Nov. 29, 1964 (TD).
- 68—Gary Allen vs. Kansas City, Nov. 20, 1983 (TD).
- 63—Bob Hayes vs. N.Y. Giants, Dec. 15, 1968 (TD).
- 55—Butch Johnson vs. Philadelphia, Dec. 5, 1976.
- 52—James Jones vs. Washington, Nov. 23, 1980.
- 51—Mel Renfro vs. Cleveland, Oct. 4, 1964.
- 50—Bob Hayes vs. Washington, Nov. 16, 1969.

LONG KICKOFF RETURNS

- 101—Amos Marsh vs. Philadelphia, Oct. 14, 1962 (TD).
- 101—Ike Thomas vs. N.Y. Jets, Dec. 4, 1971 (TD).
- 100—Mark Washington vs. Washington, Nov. 22, 1970 (TD).
- 100—Mel Renfro vs. San Francisco, Nov. 7, 1965 (TD).
- 97—Thomas Henderson vs. St. Louis, Sept. 28, 1975 (TD).
- 97—James Dixon @ Kansas City, Oct. 22, 1989 (TD).
- 90—James Dixon @ Green Bay, Oct. 8, 1989.
- 89—Rod Hill vs. Green Bay, Jan. 16, 1982.
- 89—Ike Thomas vs. L.A. Rams, Nov. 25, 1971 (TD).

LONG INTERCEPTION RETURNS

- 100—Mike Gaechter vs. Philadelphia, Oct. 14, 1962 (TD).
- 96—Dennis Thurman @ Washington, Sept. 6, 1981.
- 90—Mel Renfro vs. St. Louis, Oct. 4, 1965 (TD).
- 86—Mike Gaechter vs. Washington, Nov. 3, 1963.

LONG FUMBLE RETURNS

- 97—Chuck Howley vs. Atlanta, Oct. 2, 1966 (TD).
- 86—Michael Downs @ Houston, Dec. 13, 1982 (TD).
- 84—Don Bishop vs. St. Louis, Oct. 28, 1962 (TD).
- 77—Jim Jeffcoat vs. Washington, Sept. 24, 1989 (TD).
- 72—Benny Barnes @ San Francisco, Oct. 11, 1981 (TD).

LONG RETURNS OF FIELD-GOAL ATTEMPTS

- 94—Jerry Norton vs. St. Louis, Dec. 9, 1962 (TD).
- 62—Ron Fellows vs. New Orleans, Sept. 25, 1983 (TD).
- 60—Mike Gaechter vs. Washington, Nov. 28, 1965 (TD).
- 60—Obert Logan vs. N.Y. Giants, Dec. 19, 1965 (TD).

The Last Time . . .

400 YARDS TOTAL OFFENSE

- By Cowboys** — 428, vs. Miami, 11/19/89
 Playoffs — 456, vs. Tampa Bay, 1/9/83
By Opponents — 403, vs. L.A. Rams, 12/3/89
 Playoffs — 456, Green Bay, 1/16/83

500 YARDS TOTAL OFFENSE

- By Cowboys** — 554, @ Detroit, 9/15/85
 Playoffs — 528, vs. L.A. Rams, 12/28/80
By Opponents — 502, @ Green Bay, 10/8/89
 Playoffs — N.A.

300 YARDS PASSING IN A GAME BY A PLAYER

- By Cowboys** — Troy Aikman, 379, @ Phoenix, 11/12/89
 Playoffs — Danny White, 330, vs. L.A. Rams, 12/26/83
By Opponents — Jim Everett, L.A. Rams, 341, 12/3/89
 Playoffs — Lynn Dickey, Green Bay, 332, 1/16/83

400 YARDS PASSING IN A GAME BY A PLAYER

- By Cowboys** — Don Meredith, 406, @ San Francisco, 11/13/66
 Playoffs — N.A.
By Opponents — Phil Simms, 432, @ N.Y. Giants, 10/6/85
 Playoffs — N.A.

4 TOUCHDOWN PASSES IN GAME BY PLAYER

- By Cowboys** — Troy Aikman, vs. L.A. Rams, 12/3/89
 Playoffs — Roger Staubach, @ L.A. Rams, 1/4/76
By Opponents — Jim Everett, L.A. Rams, 12/3/89
 Playoffs — Terry Bradshaw, Pittsburgh, 1/21/79

100 YARDS RUSHING IN GAME BY PLAYER

- By Cowboys** — Paul Palmer, 110, @ Washington, 11/5/89
 Playoffs — Tony Dorsett, 110, vs. Tampa Bay, 1/9/83
By Opponents — Christian Okoye, @ Kansas City, 170, 10/8/89
 Playoffs — John Riggins, @ Washington, 140, 1/22/83

200 YARDS RUSHING IN GAME BY PLAYER

- By Cowboys** — Tony Dorsett, 206, vs. Philadelphia, 12/4/77
 Playoffs — N.A.
By Opponents — Greg Bell, 206, @ Buffalo, 11/18/84
 Playoffs — Eric Dickerson, 248, @ L.A. Rams, 1/4/86

3 TOUCHDOWNS RUSHING IN GAME BY PLAYER

- By Cowboys** — Ron Springs (1,4,1) vs. St. Louis, 9/13/81
 Playoffs — N.A.

- By Opponents** — Dick James (5,3,39) @ Washington, 12/17/61
 Playoffs — Larry Schreiber (1,1,1) @ San Francisco, 12/23/72

100 YARDS RECEIVING IN GAME BY PLAYER

- By Cowboys** — James Dixon, 203, @ Phoenix, 11/12/89
 Playoffs — Tony Hill, 115, vs. L.A. Rams, 12/26/83
By Opponents — Aaron Cox, L.A. Rams, 103, 12/3/89 (5 catches)
 Playoffs — James Lofton, Green Bay, 109, 12/17/84

3 TOUCHDOWN CATCHES IN GAME BY PLAYER

- By Cowboys** — Michael Irvin (24,61,12) @ Washington, 12/11/88
 Playoffs — Preston Pearson (18,15,19) @ L.A. Rams, 1/4/76
By Opponents — Mark Clayton (41,39,63) @ Miami, 12/17/84
 Playoffs — N.A.

3 TOUCHDOWNS IN GAME BY PLAYER

- By Cowboys** — Michael Irvin (3 receive) @ Washington, 12/11/88
 Playoffs — Preston Pearson (3 receive) @ L.A. Rams, 1/4/76
By Opponents — Kelvin Bryant (2 receive, 1 rush), vs. Washington, 10/9/88
 Playoffs — Larry Schreiber (3 run) @ San Francisco, 12/23/72

4 TOUCHDOWNS IN GAME BY PLAYER

- By Cowboys** — Duane Thomas (3 run, 1 receive) vs. St. Louis, 12/18/71
 Playoffs — N.A.
By Opponents — Harold Jackson (4 receive) @ L.A. Rams, 10/12/73
 Playoffs — N.A.

3 INTERCEPTIONS IN GAME BY PLAYER

- By Cowboys** — Dennis Thurman vs. Philadelphia, 12/13/81
 Playoffs — Dennis Thurman vs. Green Bay, 1/16/83
By Opponents — Roger Wehrli, @ St. Louis, 12/17/75
 Playoffs — N.A.

PUNT RETURNED FOR TD

- By Cowboys** — Gary Allen, 68 yards, vs. Kansas City, 11/20/83
 Playoffs — Golden Richards, 63 yards, vs. Minnesota, 12/30/73
By Opponents — Derrick Shepard, @ New Orleans, 56 yards, 9/10/89
 Playoffs — N.A.

The Last Time... (Cont.)

KICKOFF RETURNED FOR TD

By Cowboys — James Dixon, 97 yards, @ Kansas City, 10/22/89
Playoffs — N.A.

By Opponents — Roy Green, 106 yards, St. Louis, 10/21/79
Playoffs — Vic Washington, @ San Francisco, 97 yards, 12/23/72

INTERCEPTION RETURNED FOR TD

By Cowboys — Danny Noonan, 17 yards vs. Atlanta, 9/25/88
Playoffs — Dennis Thurman, 39 yards, vs. Green Bay, 1/16/83

By Opponents — Tim McDonald, @ Phoenix, 53 yards, 11/12/89
Playoffs — Darryl Grant, @ Washington, 10 yards, 1/22/83

FUMBLE RETURNED FOR TD

By Cowboys — Jack Del Rio, 57 yards, vs. Green Bay, 12/24/89
Playoffs — Mike Hegman, 37 yards, vs. Pittsburgh, 1/21/79

By Opponents — Bobby Butler, @ Atlanta, 29 yards, 9/17/89
Playoffs — Hugh Green, Tampa Bay, 60 yards, 1/9/83

PUNT BLOCKED

By Cowboys — Bruce Livingston, vs. Philadelphia, 10/11/87
Playoffs — N.A.

By Opponents — Dwayne Jiles, @ N.Y. Giants, 12/16/89
Playoffs — Reggie Harrison, Pittsburgh, 1/18/76

PUNT BLOCKED FOR TD

By Cowboys — Everson Walls, @ Cincinnati (Penn runs 46 yards), 12/8/85
Playoffs — N.A.

By Opponents — Miles McPherson, @ San Diego, (Derrie Nelson runs 21 yards), 11/13/83
Playoffs — N.A.

PUNT BLOCKED FOR SAFETY

By Cowboys — Aaron Kyle, @ Philadelphia, 12/5/76
Playoffs — N.A.

By Opponents — Ron McGovern, @ Kansas City, 10/22/89
Playoffs — Reggie Harrison, Pittsburgh, 1/8/76

SAFETY SCORED

By Cowboys — Danny Noonan, tackled C. Miller in endzone, vs. Atlanta, 9/25/88
Playoffs — Randy White, tackled Ferragamo in endzone, vs. L.A. Rams, 12/30/79

By Opponents — Rob McGovern, @ Kansas City, blocked punt in endzone, 10/22/89
Playoffs — Reggie Harrison, Pittsburgh, blocked punt out of endzone, 1/18/76

FIELD GOAL BLOCKED

By Cowboys — Everson Walls, @ Philadelphia, 12/10/89
Playoffs — Aaron Mitchell, @ Philadelphia, 1/11/81

By Opponents — Steve Wallace, San Francisco, 10/15/89
Playoffs — Frank Nunley, @ San Francisco, 1/2/72

BLOCKED FIELD GOAL RETURNED FOR TD

By Cowboys — Ron Fellows, 62 yards, vs. New Orleans, 9/25/83
Playoffs — N.A.

By Opponents — Johnny Jackson, San Francisco, 62 yards, 10/15/89
Playoffs — N.A.

PAT MISSED

By Cowboys — Roger Ruzek, @ Green Bay, 10/8/89
Playoffs — Rafael Septien, @ Atlanta, 1/4/81

By Opponents — Bjorn Nittmo, @ N.Y. Giants, 12/16/89
Playoffs — Jan Stenerud, Green Bay, 1/16/83

PAT BLOCKED

By Cowboys — Jim Jeffcoat, @ N.Y. Giants, 12/16/89
Playoffs — Rod Hill, vs. Green Bay, 1/16/83

By Opponents — Shawn Patterson, @ Green Bay, 10/8/89
Playoffs — Carl Eller, Minnesota, 1/1/78

50 POINTS SCORED IN A GAME

By Cowboys — Dallas 51, Seattle 7, 11/27/80
Playoffs — Dallas 52, Cleveland 14, 12/24/67

By Opponents — @ Cincinnati 50, Dallas 24, 12/8/85
Playoffs — N.A.

40 POINTS SCORED IN A GAME

By Cowboys — Dallas 41, Philadelphia 22, 10/11/87
Playoffs — N.A.

By Opponents — Minnesota 43, Dallas 3, 11/13/88
Playoffs — N.A.

SHUTOUT SCORED

By Cowboys — Dallas 38, Baltimore 0, 9/4/78
Playoffs — Dallas 38, Tampa Bay 0, 1/2/82

By Opponents — @ N.Y. Giants 15, Dallas 0, 12/16/89
Playoffs — @ L.A. Rams 20, Dallas 0, 1/4/86

Consecutive Winning Seasons

LONGEST STREAKS OF ALL-TIME

1. New York Yankees (1926-1964).....	39
2. Montreal Canadiens (1951/52-1982/83).....	32
*3. Boston Bruins (1967/68-1989/90).....	23
4. DALLAS COWBOYS (1966-1985).....	20
5. Baltimore Orioles (1968-1985).....	18
6. Chicago White Sox (1951-1967).....	17
7. Chicago Black Hawks (1960/61-1975/76).....	16
L.A. Raiders (1965-1980).....	16
Philadelphia Flyers (1972/73-1987/88).....	16
10. Chicago Bears (1930-1944).....	15
Pittsburgh Pirates (1899-1913).....	15
St. Louis Cardinals (baseball) (1939-1953).....	15

* Active

THANKSGIVING DAY RECORD

(14-7-1)

1966 W Cleveland 26-14	1978 W Washington 37-10
1967 W St. Louis 46-21	1979 L Houston 30-24
1968 W Washington 29-20	1980 W Seattle 51-7
1969 T San Francisco 24-24	1981 W Chicago 10-9
1970 W Green Bay 16-3	1982 W Cleveland 31-14
1971 W Los Angeles 28-21	1983 W St. Louis 35-17
1972 L San Francisco 31-10	1984 W New England 20-17
1973 L Miami 14-7	1985 W St. Louis 35-17
1974 W Washington 24-23	1986 L Seattle 31-14
1975 DNP	1987 L Minnesota 44-38 (OT)
1976 W St. Louis 19-14	1988 L Houston 25-17
1977 DNP	1989 L Philadelphia 27-0

COWBOYS' WON-LOST RECORD

Vs. AFC — 41-25
On Monday Night Football — 19-16
On Sunday Night Football — 6-4
In Overtime — 6-3
In Season Openers — 22-7-1
On Thanksgiving Day — 14-7-1

THE PLAYOFF RECORDS



Cowboys Career Playoff Records

PASSING (Min. 100 Attempts)

	G	Att.	Comp.	Pct.	Yds.	TD	Int.	Rating
Staubach, Roger (1969-79)	20	410	223	54.4	2,791	24	19	76.0
White, Danny (1976-85)	18	360	206	57.2	2,284	15	16	71.6
Morton, Craig (1965-74)	9	137	49	35.8	630	4	10	30.4
NFL Record								
Starr, Bart, Green Bay (1956-71)	10	213	130	61.0	1,753	15	3	104.8

RUSHING

	G	Att.	Yds.	Avg.	Long	TD
Dorsett, Tony (1977-85)	17	302	1,383	4.6	53	9
Newhouse, Robert (1972-83)	23	174	651	3.7	19	3
Thomas, Duane (1970-71)	6	130	520	4.0	23	4
Garrison, Walt (1966-74)	15	126	493	4.0	19	0
Staubach, Roger (1969-79)	20	76	432	5.7	29	0
Hill, Calvin (1969-74)	8	90	335	3.8	48	2
Perkins, Don (1961-68)	4	66	284	4.0	24	3
Springs, Ron (1979-83)	9	42	201	4.8	32	2
Dennison, Doug (1974-78)	7	38	130	3.4	14	2
Pearson, Preston (1975-80)	13	43	135	3.1	15	0
NFL Record						
Harris, Franco, Pittsburgh (1972-84)	19	400	1,556	3.9	50	16

RECEIVING

	G	No.	Yds.	Avg.	Long	TD
Pearson, Drew (1973-83)	22	67	1,105	16.5	83t	8
Hill, Tony (1977-85)	17	46	618	13.4	49	4
Dorsett, Tony (1977-85)	17	46	403	8.8	32	1
Pearson, Preston (1975-80)	13	43	504	11.7	34	3
DuPree, Billy Joe (1973-83)	22	38	438	11.5	28	4
Hayes, Bob (1965-74)	15	27	425	15.7	86t	3
Johnson, Butch (1976-83)	17	25	394	15.8	45t	4
Cosbie, Doug (1979-85)	11	22	243	11.1	22	3
Springs, Ron (1979-83)	9	18	106	5.9	26	1
Newsome, Timmy (1980-85)	10	17	143	8.4	21	1
NFL Record						
Branch, Cliff, Raiders (1972-85)	22	73	1,289	17.7	72t	5

PUNTING (Min. 20 Punts)

	G	No.	Avg.	Long	Bik.
Bateman, Marv (1972-74)	4	24	43.3	59	0
Widby, Ron (1968-71)	8	51	40.1	65	0
White, Danny (1976-83)	17	84	36.6	53	0
NFL Record					
Camarillo, Rich, New England (1981-87)	6	35	44.5	62	1

THE PLAYOFF RECORDS

INTERCEPTIONS

	G	No.	Yds.	Avg.	Long	TD
*Waters, Charlie (1970-78, 80-81)	25	9	124	13.8	29	0
Thurman, Dennis (1978-85)	13	7	126	18.0	39t	1
Harris, Cliff (1970-79)	21	6	103	17.2	30	0
Howley, Chuck (1961-73)	11	4	89	22.3	41	0
Lewis, D. D. (1968-81)	27	4	64	16.0	23	0
Jordan, Lee Roy (1963-76)	19	4	34	8.5	41	0
Renfro, Mel (1964-77)	21	4	32	8.0	19	0
Walls, Everson (1981-85)	7	3	20	6.7	20	0
Hughes, Randy (1975-80)	12	3	1	0.3	1	0
Barnes, Benny (1972-82)	21	3	0	0.0	0	0

*Shares NFL record with Bill Simpson, L.A. Rams-Buffalo (1974-1982)

PUNT RETURNS (Min. 10)

	G	No.	Yds.	Avg.	Long	TD
Hayes, Bob (1965-74)	15	12	151	12.6	68	0
Johnson, Butch (1976-83)	17	19	208	11.0	44	0

NFL record

Carter, Anthony, Minnesota (1985-88)	5	15	237	15.8	84t	1
--------------------------------------	---	----	-----	------	-----	---

KICKOFF RETURNS (Min. 10)

	G	No.	Yds.	Avg.	Long	TD
Harris, Cliff (1970-79)	21	11	243	22.1	34	0
Jones, James (1980-82, 1984-85)	6	13	267	20.5	33	0
Fellows, Ron (1981-85)	6	11	191	17.4	33	0
Johnson, Butch (1976-83)	17	12	207	17.3	26	0

NFL Record

Garrett, Carl, Oakland (1976-1977)	5	16	481	30.1	62	0
------------------------------------	---	----	-----	------	----	---

SCORING

	G	TD	PAT	FG	Total
Septien, Rafael (1978-85)	13	—	40	18	94
Dorsett, Tony (1977-85)	16	10	—	—	60
Fritsch, Toni (1971-73, 75)	7	—	15	12	51
Pearson, Drew (1973-83)	22	8	—	—	48
Clark, Mike (1968-71, 73)	8	—	14	9	41
Herrera, Efren (1974, 1976-77)	4	—	10	7	31
Thomas, Duane (1970-71)	6	5	—	—	30
DuPree, Billy Joe (1973-83)	22	4	—	—	24
Johnson, Butch (1976-83)	17	4	—	—	24
Hill, Tony (1977-85)	16	4	—	—	24
Richards, Golden (1973-78)	9	4	—	—	24
Laidlaw, Scott (1975-79)	7	4	—	—	24
Villanueva, Danny (1965-67)	3	—	12	4	24

NFL Record

Blanda, George, Chi.-Hou.-Oak. (1949-1975)	19	—	49	22	115
---	----	---	----	----	-----

FIELD GOALS (Min. 10 Field Goals)

	G	Att.	Made	Pct.	Long
Septien, Rafael (1978-85)	15	21	18	85.7	50
Fritsch, Toni (1971-73, 75)	7	14	12	85.7	45

NFL Record

Nelson, Chuck (1983-88)	5	11	10	90.9	47
-------------------------	---	----	----	------	----

Cowboys Single-Game Playoff Records

SCORING

TOTAL POINTS

- 18 Craig Baynham (12/24/67 vs. Cleveland)
- 18 Preston Pearson (1/4/76 @ L.A. Rams)
- 13 Toni Fritsch (1/4/76 @ L.A. Rams)
- 13 Efen Herrera (12/26/77 vs. Chicago)
- 13 Rafael Septien (1/16/83 vs. Green Bay)

TOUCHDOWNS

- 3 Craig Baynham (12/24/67 vs. Cleveland), 2 runs, 1 pass
- 3 Preston Pearson (1/4/76 @ L.A. Rams), 3 pass

FIELD GOALS MADE

- 3 Toni Fritsch (12/23/72 @ San Francisco)
- 3 Toni Fritsch (1/4/76 @ L.A. Rams)
- 3 Efen Herrera (12/26/77 vs. Chicago)
- 3 Rafael Septien (1/9/83 vs. Tampa Bay and 1/16/83 vs. Green Bay)

LONGEST FIELD GOAL

- 50 Rafael Septien (1/16/83 vs. Green Bay)

FIELD GOALS ATTEMPTED

- 5 Efen Herrera (1/15/78 vs. Denver), 2 FG

EXTRA POINTS ATTEMPTED — MADE

- 7-7 Danny Villanueva (12/24/67 vs. Cleveland)

RUSHING

RUSHING YARDS

- 160 Tony Dorsett (12/28/80 vs. L.A. Rams), 22 carries

RUSHING ATTEMPTS

- 30 Duane Thomas (12/26/70 vs. Detroit)

TOUCHDOWNS RUSHING

- 2 Don Perkins (12/24/67 vs. Cleveland)
- 2 Craig Baynham (12/24/67 vs. Cleveland)
- 2 Tony Dorsett (12/26/77 vs. Chicago)

RUSHING AVERAGE (Min. 10 Attempts)

- 7.2 Tony Dorsett (12/28/80 vs. L.A. Rams), 22-160
- 6.9 Calvin Hill (12/23/72 @ San Francisco), 18-125
- 6.4 Don Perkins (1/1/67 vs. Green Bay), 17-108

LONGEST RUN

- 53 Tony Dorsett (1/7/79 @ L.A. Rams)

PASSING

PASSING YARDS

- 330 Danny White (12/26/83 vs. L.A. Rams), 32 of 53
- 322 Danny White (1/4/81 @ Atlanta), 25 of 39
- 312 Danny White (1/9/83 vs. Tampa Bay), 27 of 45
- 246 Roger Staubach (12/28/75 @ Minnesota), 15 of 24

PASS ATTEMPTS

- 53 Danny White (12/26/83 vs. L.A. Rams), 32 completions
- 45 Danny White (1/9/83 vs. Tampa Bay), 27 completions
- 43 Danny White (1/4/86 @ L.A. Rams), 24 completions
- 39 Danny White (1/4/81 @ Atlanta), 25 completions
- 37 Roger Staubach (12/19/76 vs. L.A. Rams), 15 completions

PASS COMPLETIONS

- 32 Danny White (12/26/83 vs. L.A. Rams), 53 attempts
- 27 Danny White (1/9/83 vs. Tampa Bay), 45 attempts
- 25 Danny White (1/4/81 @ Atlanta), 39 attempts
- 24 Danny White (1/4/86 @ L.A. Rams), 43 attempts
- 23 Danny White (1/16/83 vs. Green Bay), 36 attempts

TOUCHDOWN PASSES

4 Roger Staubach (1/4/76 @ L.A. Rams)

PASSES HAD INTERCEPTED

4 Roger Staubach (12/30/73 vs. Minnesota)

COMPLETION PERCENTAGE (Min. 12 completions)

68.0 Roger Staubach (1/15/78 vs. Denver), 17 of 25

66.7 Danny White (1/10/82 @ San Francisco), 16 of 24

64.1 Danny White (1/4/81 @ Atlanta), 25 of 39

LONGEST COMPLETION

86 Don Meredith to Bob Hayes (12/24/67 vs. Cleveland), TD

83 Roger Staubach to Drew Pearson (12/23/73 vs. L.A. Rams), TD

MOST TIMES SACKED

7 Roger Staubach (12/23/73 vs. L.A. Rams)

7 Roger Staubach (1/18/76 vs. Pittsburgh)

PASS RECEIVING**RECEPTIONS**

9 Tony Hill (12/26/83 vs. L.A. Rams), 115 yards

8 Tony Dorsett (1/4/86 @ L.A. Rams), 80 yards

RECEIVING YARDS

144 Bob Hayes (12/24/67 vs. Cleveland), 5 receptions

142 Tony Hill (1/16/83 vs. Green Bay), 7 receptions

TOUCHDOWNS RECEIVING

3 Preston Pearson (1/4/76 @ L.A. Rams)

RUSHING-RECEIVING

188 Tony Dorsett (12/28/80 vs. L.A. Rams), 160 rushing, 28 receiving

167 Duane Thomas (1/3/71 vs. San Francisco), 143 rushing, 24 receiving

COMBINED YARDAGE

285 Bob Hayes (12/24/67 vs. Cleveland), 5/144 receiving, 3/141 punt returns

PUNTING**PUNTS**

9 Ron Widby (1/17/71 vs. Baltimore), 38.6 average

PUNT AVERAGE

46.9 Mike Saxon (1/4/86 @ L.A. Rams), 7 punts

PUNT RETURNS**PUNT RETURNS**

5 James Jones (12/28/80 vs. L.A. Rams), 81 yards

5 Ron Fellows (1/9/83 vs. Tampa Bay), 57 yards

PUNT RETURN YARDAGE

141 Bob Hayes (12/24/67 vs. Cleveland), 3 returns

LONGEST PUNT RETURN

68 Bob Hayes (12/24/67 vs. Cleveland)

PUNT RETURN AVERAGE (3 returns)

47.0 Bob Hayes (12/24/67 vs. Cleveland), 3 for 141 yards

FAIR CATCHES

4 Lance Rentzel (12/21/68 @ Cleveland)

4 Cliff Harris (12/23/72 @ San Francisco)

KICKOFF RETURNS**KICKOFF RETURNS**

5 Mel Renfro (1/1/67 vs. Green Bay), 124 yards

KICKOFF RETURN YARDAGE

124 Mel Renfro (1/1/67 vs. Green Bay), 5 returns

LONGEST KICKOFF RETURN

- 89 Rod Hill (1/9/83 vs. Green Bay)
- 48 Thomas Henderson (1/18/76 vs. Pittsburgh)

KICKOFF RETURN AVERAGE (4 returns)

- 39.3 Rod Hill (1/9/83 vs. Green Bay), 3 for 118 yards

INTERCEPTIONS

INTERCEPTIONS

- 3 Charlie Waters (12/26/77 vs. Chicago)
- 3 Dennis Thurman (1/16/83 vs. Green Bay)

INTERCEPTION RETURN YARDAGE

- 68 Thomas Henderson (1/8/79 @ L.A. Rams), on 1 int.

LONGEST INTERCEPTION RETURN

- 68 Thomas Henderson (1/8/79 @ L.A. Rams)

Cowboys Big Days/Playoffs

100 YARD RUSHING GAMES

160 yards — Tony Dorsett vs. L.A. Rams	December 28, 1980
143 yards — Duane Thomas vs. San Francisco	January 3, 1971
135 yards — Duane Thomas vs. Detroit	December 26, 1970
125 yards — Calvin Hill vs. San Francisco	December 23, 1972
110 yards — Tony Dorsett vs. Tampa Bay	January 9, 1983
108 yards — Don Perkins vs. Green Bay	January 1, 1967
101 yards — Tony Dorsett vs. L.A. Rams	January 7, 1979

PASSING

330 yards — Danny White vs. L.A. Rams	December 26, 1983
322 yards — Danny White vs. Atlanta	January 4, 1981
312 yards — Danny White vs. Tampa Bay	January 9, 1983

RECEIVING

144 yards — Bob Hayes vs. Cleveland	December 24, 1967
142 yards — Tony Hill vs. Green Bay	January 16, 1983
136 yards — Billy Parks vs. San Francisco	December 23, 1972
123 yards — Preston Pearson vs. L.A. Rams	January 4, 1976
115 yards — Tony Hill vs. L.A. Rams	December 26, 1983
102 yards — Frank Clarke vs. Green Bay	January 1, 1967

Cowboys Longest Plays/Playoffs

LONG RUNS FROM SCRIMMAGE

53 yards — Tony Dorsett vs. L.A. Rams	January 7, 1979
48 yards — Calvin Hill vs. San Francisco	December 23, 1972
32 yards — Ron Springs vs. L.A. Rams	December 28, 1980

LONG FORWARD PASSES

86 yards — Don Meredith to Bob Hayes vs. Cleveland (TD)	December 24, 1967
83 yards — Roger Staubach to Drew Pearson vs. L.A. Rams (TD)	December 23, 1973
68 yards — Don Meredith to Frank Clarke vs. Green Bay (TD)	January 1, 1967

LONG PUNT RETURNS

68 yards — Bob Hayes vs. Cleveland	December 24, 1967
63 yards — Golden Richards vs. Minnesota (TD)	December 30, 1973

LONG KICKOFF RETURNS

89 yards — Ron Hill vs. Green Bay	January 16, 1983
48 yards — Thomas Henderson vs. Pittsburgh	January 18, 1976

LONG INTERCEPTION RETURNS

68 yards — Thomas Henderson vs. L.A. Rams (TD)	January 7, 1979
60 yards — Cornell Green vs. Cleveland (TD)	December 24, 1967

LONG FUMBLE RETURNS

44 yards — Chuck Howley vs. Cleveland (TD)	December 21, 1968
37 yards — Mike Hegman vs. Pittsburgh (TD)	January 21, 1979

Cowboys Team Playoff Records

SINGLE GAME

SCORING

MOST POINTS

52 12/24/67 vs. Cleveland,
(Dallas 52, Cleveland 14)

FEWEST POINTS

0 1/4/86 @ L.A. Rams
(L.A. Rams 20, Dallas 0)

OPPONENT/MOST POINTS

38 12/28/69 vs. Cleveland,
(Cleveland 38, Dallas 14)

OPPONENT/FEWEST POINTS

0 12/26/70 vs. Detroit,
(Dallas 5, Detroit 0)
0 1/7/79 @ L.A. Rams,
(Dallas 28, L.A. Rams 0)
0 1/2/82 vs. Tampa Bay,
(Dallas 38, Tampa Bay 0)

MOST DECISIVE WIN

38 1/2/82 vs. Tampa Bay,
(Dallas 38, Tampa Bay 0)
38 12/24/67 vs. Cleveland,
(Dallas 52, Cleveland 14)

MOST DECISIVE LOSS

24 12/28/69 vs. Cleveland,
(Cleveland 38, Dallas 14)

MOST POINTS COMBINED

66 12/24/67 vs. Cleveland,
(Dallas 52, Cleveland 14)
66 1/21/79 vs. Pittsburgh,
(Pittsburgh 35, Dallas 31)

FIRST DOWNS

MOST FIRST DOWNS

29 12/28/80 vs. L.A. Rams
29 1/9/83 vs. Green Bay

FEWEST FIRST DOWNS

8 12/31/72 @ Washington

OPPONENT/MOST FIRST DOWNS

26 1/10/82 @ San Francisco
22 12/28/69 vs. Cleveland

OPPONENT/FEWEST FIRST DOWNS

7 12/26/70 vs. Detroit

MOST FIRST DOWNS BY:

Rushing
19 12/28/80 vs. L.A. Rams

Passing
20 12/26/83 vs. L.A. Rams

Penalty
2 8 times, last 1/10/82 @
San Francisco

FEWEST FIRST DOWNS BY:

Rushing
2 1/22/83 @ Washington

Passing
3 12/26/70 vs. Detroit
3 12/31/72 @ Washington

OPPONENT/MOST FIRST DOWNS BY:

Rushing
14 12/30/73 vs. Minnesota

Passing
17 12/28/69 vs. Cleveland
17 1/10/82 @ San Francisco

Penalty
4 1/17/71 vs. Baltimore

OPPONENT/FEWEST FIRST DOWNS BY:

Rushing
1 1/4/76 @ L.A. Rams

Passing
1 1/15/78 vs. Denver

TOTAL YARDS

MOST NET YARDS GAINED

528 12/28/80 vs. L.A. Rams

FEWEST NET YARDS GAINED

153 12/30/73 vs. Minnesota

OPPONENT/MOST NET YARDS GAINED

466 1/16/83 vs. Green Bay
393 1/10/82 @ San Francisco

OPPONENT/FEWEST NET YARDS GAINED

118 1/4/76 @ L.A. Rams

RUSHING

MOST YARDS RUSHING

345 1/2/82 vs. Tampa Bay
338 12/28/80 vs. L.A. Rams

FEWEST YARDS RUSHING

61 1/4/86 @ L.A. Rams
63 12/26/83 vs. L.A. Rams

OPPONENT/MOST YARDS RUSHING

269 1/4/86 @ L.A. Rams

OPPONENT/FEWEST YARDS RUSHING

22 1/4/76 vs. L.A. Rams

PASSING

MOST NET YARDS PASSING

310 1/4/81 @ Atlanta

FEWEST NET YARDS PASSING

22 12/26/70 vs. Detroit

OPPONENT/MOST NET YARDS PASSING

308 1/16/83 vs. Green Bay
291 1/21/79 vs. Pittsburgh

OPPONENT/FEWEST NET YARDS PASSING

35 12/30/78 vs. Atlanta

MOST GROSS YARDS PASSING

330 12/26/83 vs. L.A. Rams

FEWEST GROSS YARDS PASSING

38 12/26/70 vs. Detroit

THE PLAYOFF RECORDS

OPPONENT/MOST GROSS YARDS PASSING

322 1/16/83 vs. Green Bay
320 1/4/81 @ Atlanta

OPPONENT/FEWEST GROSS YARDS PASSING

50 1/4/86 @ L.A. Rams

MOST PASS ATTEMPTS

53 12/26/83 vs. L.A. Rams
45 1/9/83 vs. Tampa Bay

FEWEST PASS ATTEMPTS

14 12/25/71 @ Minnesota
14 12/24/77 vs. Chicago

OPPONENT/MOST PASS ATTEMPTS

40 1/3/71 vs. San Francisco

OPPONENT/FEWEST PASS ATTEMPTS

18 12/31/72 @ Washington

MOST PASS COMPLETIONS

32 12/26/83 vs. L.A. Rams
27 1/9/83 vs. Tampa Bay

FEWEST PASS COMPLETIONS

4 12/26/70 vs. Detroit

OPPONENT/MOST COMPLETIONS

22 1/10/82 @ San Francisco
20 12/28/69 vs. Cleveland

OPPONENT/FEWEST PASS COMPLETIONS

6 1/4/86 @ L.A. Rams

DEFENSE, MOST QB SACKS

8 12/31/67 @ Green Bay, (76 yards)

OPPONENT/DFNS., MOST QB SACKS

7 12/23/73 vs. L.A. Rams, (44 yards)
7 1/18/76 vs. Pitt. (52 yards)

INTERCEPTIONS

MOST PASSES INTERCEPTED

5 1/7/79 @ L.A. Rams

OPPONENT/MOST PASSES INTERCEPTED

4 12/21/68 @ Cleveland
4 12/30/73 vs. Minnesota

PENALTIES

MOST PENALTIES

12 1/15/78 vs. Denver

FEWEST PENALTIES

2 7 times, last 1/18/76 vs. Pittsburgh

OPPONENT/MOST PENALTIES

10 1/2/82 vs. Tampa Bay
8 1/19/76 @ L.A. Rams
8 1/15/78 vs. Denver

OPPONENT/FEWEST PENALTIES

0 3 times, last 1/18/76 vs. Pittsburgh

MOST YARDS PENALIZED

133 1/17/71 vs. Baltimore

FEWEST YARDS PENALIZED

10 12/24/67 vs. Cleveland
10 12/25/71 @ Minnesota

OPPONENT/MOST YARDS PENALIZED

94 1/19/76 @ L.A. Rams

PUNTING

MOST PUNTS

9 1/17/71 vs. Baltimore

FEWEST PUNTS

2 12/24/67 vs. Cleveland
2 12/28/80 vs. L.A. Rams

OPPONENT/MOST PUNTS

8 3 times, last 1/1/78 vs. Minnesota

OPPONENT/FEWEST PUNTS

1 12/28/69 vs. Cleveland

HIGHEST AVERAGE

46.9 1/4/86 @ L.A. Rams

OPPONENT/HIGHEST AVERAGE

48.8 12/26/70 vs. Detroit

PUNT RETURNS

MOST PUNT RETURNS

5 1/1/78 vs. Minnesota
5 12/28/80 vs. L.A. Rams
5 1/9/83 vs. Tampa Bay

MOST PUNT RETURN YARDS

155 12/24/67 vs. Cleveland

OPPONENT/MOST PUNT RETURNS

6 12/26/70 vs. Detroit
6 1/11/81 @ Philadelphia

OPPONENT/MOST PUNT RETURN YARDS

69 1/11/81 @ Philadelphia

KICKOFF RETURNS

MOST KICKOFF RETURNS

6 4 times, last 1/16/83 vs. Green Bay

MOST KICKOFF RETURN YARDS

173 1/16/83 vs. Green Bay

OPPONENT/MOST KICKOFF RETURNS

8 1/4/76 @ L.A. Rams
8 12/26/77 vs. Chicago

OPPONENT/MOST KICKOFF RETURN YARDS

188 12/25/71 @ Minnesota

FUMBLES

MOST FUMBLES

6 12/30/78 vs. Atlanta
6 1/15/78 vs. Denver

MOST FUMBLES LOST

3 12/23/72 @ San Francisco
3 12/28/78 vs. Atlanta
3 1/4/86 @ L.A. Rams


OPPONENT/MOST FUMBLES

5 1/17/71 vs. Baltimore
5 12/23/72 @ San Francisco
5 1/1/78 vs. Minnesota

OPPONENT/MOST FUMBLES LOST

4 1/17/71 vs. Baltimore
4 1/15/78 vs. Denver

THE HISTORY





Cowboys All-Time Results

All-Time Regular Season Record: 251-177-6

Playoff Record: 20-16

* - Denotes Home Games

1960 (0-11-1)

Tom Landry, Head Coach

9/24	L	*28	Pittsburgh (30,000)	35
9/30	L	*25	Philadelphia (18,500)	27
10/9	L	14	Washington (21,142)	26
10/16	L	*7	Cleveland (28,500)	48
10/23	L	10	St. Louis (23,128)	12
10/30	L	*7	Baltimore (25,500)	45
11/6	L	*13	Los Angeles (16,000)	38
11/13	L	7	Green Bay (32,294)	41
11/20	L	*14	San Francisco (10,000)	26
11/27	L	7	Chicago (39,951)	17
12/4	T	31	New York (55,033)	31
12/11	L	14	Detroit (43,272)	23
		177		369

1961 (4-9-1)

Tom Landry, Head Coach

9/17	W	*27	Pittsburgh (23,500)	24
9/24	W	*21	Minnesota (20,500)	7
10/1	L	7	Cleveland (43,638)	25
10/8	W	28	Minnesota (33,070)	0
10/15	L	*10	New York (41,500)	31
10/22	L	*7	Philadelphia (25,000)	43
10/29	W	17	New York (60,254)	16
11/5	L	*17	St. Louis (20,500)	31
11/12	L	7	Pittsburgh (17,519)	37
11/19	T	*28	Washington (17,500)	28
11/26	L	13	Philadelphia (60,127)	35
12/3	L	*17	Cleveland (23,500)	38
12/10	L	13	St. Louis (15,384)	31
12/17	L	24	Washington (21,451)	34
		236		380

1962 (5-8-1)

Tom Landry, Head Coach

9/16	T	*35	Washington (15,730)	35
9/23	L	*28	Pittsburgh (19,478)	30
9/30	W	27	Los Angeles (26,907)	17
10/7	L	10	Cleveland (44,040)	19
10/14	W	*41	Philadelphia (18,645)	19
10/21	W	42	Pittsburgh (23,106)	27
10/28	L	*24	St. Louis (16,027)	28
11/4	W	38	Washington (49,888)	10
11/11	L	*10	New York (45,668)	41
11/18	L	*33	Chicago (12,692)	34
11/25	L	14	Philadelphia (58,070)	28
12/2	W	*45	Cleveland (24,226)	21
12/9	L	20	St. Louis (14,102)	52
12/16	L	31	New York (62,694)	41
		393		402

1963 (4-10)

Tom Landry, Head Coach

9/14	L	*7	St. Louis (36,432)	34
9/22	L	*24	Cleveland (28,710)	41
9/29	L	17	Washington (40,101)	21
10/6	L	21	Philadelphia (60,671)	24
10/13	W	*17	Detroit (27,264)	14
10/20	L	21	New York (62,889)	37

10/27	L	21	Pittsburgh (19,047)	27
11/3	W	*35	Washington (18,838)	20
11/10	L	24	San Francisco (29,563)	31
11/17	W	*27	Philadelphia (23,694)	20
11/24	L	17	Cleveland (55,096)	27
12/1	L	*27	New York (29,653)	34
12/8	L	*19	Pittsburgh (24,136)	24
12/15	W	28	St. Louis (12,695)	24
		305		378

1964 (5-8-1)

Tom Landry, Head Coach

9/12	L	*6	St. Louis (36,605)	16
9/20	W	*24	Washington (25,158)	18
9/27	L	17	Pittsburgh (35,594)	23
10/4	L	6	Cleveland (72,062)	27
10/11	T	*13	New York (33,324)	13
10/18	L	*16	Cleveland (37,456)	20
10/25	W	31	St. Louis (28,253)	13
11/1	W	24	Chicago (47,527)	10
11/8	W	31	New York (63,031)	21
11/15	L	*14	Philadelphia (55,972)	17
11/22	L	16	Washington (49,219)	28
11/29	L	*21	Green Bay (44,975)	45
12/6	L	14	Philadelphia (60,671)	24
12/13	W	*17	Pittsburgh (35,271)	14
		250		289

1965 (7-7)

Tom Landry, Head Coach

9/19	W	*31	New York (59,366)	2
9/26	W	*27	Washington (61,577)	7
10/4	L	13	St. Louis (32,034)	20
10/10	L	*24	Philadelphia (56,249)	35
10/17	L	17	Cleveland (80,451)	23
10/24	L	3	Green Bay (48,311)	13
10/31	L	13	Pittsburgh (37,804)	22
11/7	W	*39	San Francisco (39,677)	31
11/14	W	*24	Pittsburgh (57,293)	17
11/21	L	*17	Cleveland (76,251)	24
11/28	L	31	Washington (50,205)	34
12/5	W	21	Philadelphia (54,714)	19
12/11	W	*27	St. Louis (38,499)	13
12/19	W	38	New York (62,871)	20
		325		280

PLAYOFF BOWL GAME (Miami)

1/9/66	L	3	Baltimore (65,569)	35
--------	---	---	--------------------	----

1966 (10-3-1)

Tom Landry, Head Coach

9/18	W	*52	New York (60,010)	7
9/25	W	*28	Minnesota (64,116)	17
10/2	W	47	Atlanta (56,990)	14
10/9	W	*56	Philadelphia (69,372)	7
10/16	T	10	St. Louis (50,673)	10
10/23	L	21	Cleveland (84,721)	30
10/30	W	*52	Pittsburgh (58,453)	21
11/6	L	23	Philadelphia (60,658)	24
11/13	W	31	Washington (50,927)	30

THE HISTORY

1966, Cont.

11/20	W	20	Pittsburgh (42,185)	7
11/24	W	*26	Cleveland (80,259)	14
12/4	W	*31	St. Louis (76,965)	17
12/11	L	*31	Washington (64,198)	34
12/18	W	17	New York (62,735)	7
		445		239

**1966 CHAMPIONSHIP GAME
(Dallas)**

1/1/67	L	27	Green Bay (75,504)	34
--------	---	----	--------------------	----

1967 (9-5)

Tom Landry, Head Coach

9/17	W	21	Cleveland (81,039)	14
9/24	W	*38	New York (66,209)	24
10/1	L	*13	Los Angeles (75,229)	35
10/8	W	17	Washington (50,566)	14
10/15	W	*14	New Orleans (64,128)	10
10/22	W	24	Pittsburgh (39,641)	21
10/29	L	14	Philadelphia (60,740)	21
11/5	W	*37	Atlanta (54,751)	7
11/12	W	27	New Orleans (83,437)	10
11/19	L	*20	Washington (75,538)	27
11/23	W	*46	St. Louis (68,787)	21
12/3	L	17	Baltimore (60,238)	23
12/10	W	*38	Philadelphia (55,834)	17
12/16	L	16	San Francisco (27,182)	24
		342		268

**1967 EASTERN CHAMPIONSHIP
GAME (Dallas)**

12/24	W	52	Cleveland (70,786)	14
-------	---	----	--------------------	----

**1967 CHAMPIONSHIP GAME
(Green Bay)**

12/31	L	17	Green Bay (50,861)	21
-------	---	----	--------------------	----

1968 (12-2)

Tom Landry, Head Coach

9/15	W	*59	Detroit (61,382)	13
9/22	W	*28	Cleveland (68,733)	7
9/29	W	45	Philadelphia (60,858)	13
10/6	W	27	St. Louis (48,296)	10
10/13	W	*34	Philadelphia (72,083)	14
10/20	W	20	Minnesota (47,644)	7
10/28	L	*17	Green Bay (74,604)	28
11/3	W	17	New Orleans (84,728)	3
11/10	L	*21	New York (72,163)	27
11/17	W	44	Washington (50,816)	24
11/24	W	34	Chicago (46,667)	3
11/28	W	*29	Washington (66,076)	20
12/8	W	*28	Pittsburgh (55,069)	7
12/15	W	28	New York (62,617)	10
		431		186

**1968 EASTERN CHAMPIONSHIP
GAME (Cleveland)**

12/21	L	20	Cleveland (81,497)	31
-------	---	----	--------------------	----

**PLAYOFF BOWL GAME
(Miami)**

1/5/69	W	17	Minnesota (22,961)	13
--------	---	----	--------------------	----

1969 (11-2-1)

Tom Landry, Head Coach

9/21	W	*24	St. Louis (62,134)	3
9/28	W	21	New Orleans (79,567)	17
10/5	W	38	Philadelphia (60,658)	7
10/12	W	24	Atlanta (54,833)	17
10/19	W	*49	Philadelphia (71,509)	14
10/27	W	*25	New York (58,964)	3
11/2	L	10	Cleveland (84,850)	42
11/9	W	*33	New Orleans (68,282)	17
11/16	W	41	Washington (50,474)	28
11/23	L	23	Los Angeles (79,105)	24
11/27	T	*24	San Francisco (62,348)	24
12/7	W	10	Pittsburgh (24,990)	7
12/13	W	*27	Baltimore (63,191)	10
12/21	W	*20	Washington (56,924)	10
		369		233

**1969 EASTERN CHAMPIONSHIP
GAME (Dallas)**

12/28	L	14	Cleveland (69,321)	38
-------	---	----	--------------------	----

**PLAYOFF BOWL GAME
(Miami)**

1/3/70	L	0	Los Angeles (31,151)	31
--------	---	---	----------------------	----

1970 (10-4)

Tom Landry, Head Coach

9/20	W	17	Philadelphia (59,728)	7
9/27	W	*28	N.Y. Giants (57,239)	10
10/4	L	7	St. Louis (50,780)	20
10/11	W	*13	Atlanta (53,611)	0
10/18	L	13	Minnesota (47,900)	54
10/25	W	27	Kansas City (51,158)	16
11/1	W	*21	Philadelphia (55,736)	17
11/8	L	20	N.Y. Giants (62,928)	23
11/16	L	*0	St. Louis (69,323)	38
11/22	W	45	Washington (50,415)	21
11/26	W	*16	Green Bay (67,182)	3
12/6	W	*34	Washington (57,936)	0
12/12	W	6	Cleveland (75,458)	2
12/20	W	*52	Houston (50,504)	10
		299		221

**1970 DIVISIONAL PLAYOFF
(Dallas)**

12/26	W	5	Detroit (73,167)	0
-------	---	---	------------------	---

**1970 NFC CHAMPIONSHIP GAME
(San Francisco)**

1/3/71	W	17	San Francisco (59,625)	10
--------	---	----	------------------------	----

SUPER BOWL V (Miami)

1/17/71	L	13	Baltimore (80,055)	16
---------	---	----	--------------------	----

1971 (11-3)

Tom Landry, Head Coach

9/19	W	49	Buffalo (46,206)	37
9/26	W	42	Philadelphia (65,358)	7
10/3	L	*16	Washington (72,000)	20
10/11	W	*20	N.Y. Giants (68,378)	13
10/17	L	14	New Orleans (83,088)	24
10/24	W	*44	New England (65,708)	21
10/31	L	19	Chicago (55,049)	23
11/7	W	16	St. Louis (50,486)	13

THE HISTORY

1971, Cont.

11/14	W	*20	Philadelphia (60,178)	7
11/21	W	13	Washington (53,041)	0
11/25	W	*28	Los Angeles (66,595)	21
12/4	W	*52	N.Y. Jets (66,689)	10
12/12	W	*42	N.Y. Giants (62,815)	14
12/18	W	*31	St. Louis (66,672)	12
		406		222

**1971 DIVISIONAL PLAYOFF
(Minnesota)**

12/25	W	20	Minnesota (49,100)	12
-------	---	----	--------------------	----

**1971 NFC CHAMPIONSHIP GAME
(Dallas)**

1/2/72	W	14	San Francisco (66,311)	3
--------	---	----	------------------------	---

SUPER BOWL VI (New Orleans)

1/16/72	W	24	Miami (81,035)	3
---------	---	----	----------------	---

1972 (10-4)

Tom Landry, Head Coach

9/17	W	*28	Philadelphia (55,850)	6
9/24	W	23	N.Y. Giants (62,725)	14
10/1	L	13	Green Bay (47,103)	16
10/8	W	*17	Pittsburgh (65,682)	13
10/15	W	21	Baltimore (58,992)	0
10/22	L	20	Washington (53,039)	24
10/30	W	*28	Detroit (65,378)	24
11/5	W	34	San Diego (54,476)	28
11/12	W	*33	St. Louis (65,218)	24
11/19	W	28	Philadelphia (65,720)	7
11/23	L	*10	San Francisco (65,124)	31
12/3	W	27	St. Louis (49,797)	6
12/9	W	*34	Washington (65,136)	24
12/17	L	*3	N.Y. Giants (64,602)	23
		319		240

**1972 DIVISIONAL PLAYOFF
(San Francisco)**

12/23	W	30	San Francisco (61,214)	28
-------	---	----	------------------------	----

**1972 NFC CHAMPIONSHIP GAME
(Washington)**

12/31	L	3	Washington (53,129)	26
-------	---	---	---------------------	----

1973 (10-4)

Tom Landry, Head Coach

9/16	W	20	Chicago (55,701)	17
9/24	W	*40	New Orleans (53,972)	3
9/30	W	*45	St. Louis (64,815)	10
10/8	L	7	Washington (54,314)	14
10/14	L	31	Los Angeles (81,428)	37
10/21	W	*45	N.Y. Giants (64,898)	28
10/28	L	16	Philadelphia (65,954)	30
11/4	W	*38	Cincinnati (58,802)	10
11/11	W	23	N.Y. Giants (70,128)	10
11/18	W	*31	Philadelphia (61,985)	10
11/22	L	*7	Miami (64,100)	14
12/2	W	22	Denver (51,706)	10
12/9	W	*27	Washington (64,458)	7
12/16	W	30	St. Louis (43,946)	3
		382		203

**1973 DIVISIONAL PLAYOFF
(Dallas)**

12/23	W	27	Los Angeles (64,291)	16
-------	---	----	----------------------	----

**1973 NFC CHAMPIONSHIP GAME
(Dallas)**

12/30	L	10	Minnesota (64,524)	27
-------	---	----	--------------------	----

1974 (8-6)

Tom Landry, Head Coach

9/15	W	24	Atlanta (52,322)	0
9/23	L	10	Philadelphia (64,088)	13
9/29	L	*6	N.Y. Giants (45,841)	14
10/6	L	*21	Minnesota (57,847)	23
10/13	L	28	St. Louis (49,885)	31
10/20	W	*31	Philadelphia (43,586)	24
10/27	W	21	N.Y. Giants (61,918)	7
11/3	W	*17	St. Louis (64,146)	14
11/10	W	*20	San Francisco (50,018)	14
11/17	L	21	Washington (54,395)	28
11/24	W	10	Houston (49,775)	0
11/28	W	*24	Washington (63,243)	23
12/7	W	*41	Cleveland (48,754)	17
12/14	L	23	Oakland (45,850)	27
		297		235

1975 (10-4)

Tom Landry, Head Coach

9/21	W	*18	Los Angeles (49,091)	7
9/28	W	*37	St. Louis (52,417)(OT)	31
10/6	W	36	Detroit (79,784)	10
10/12	W	13	N.Y. Giants (56,511)	7
10/19	L	*17	Green Bay (64,934)	19
10/26	W	20	Philadelphia (64,889)	17
11/2	L	24	Washington (55,004)(OT)	30
11/10	L	*31	Kansas City (63,539)	34
11/16	W	34	New England (60,905)	31
11/23	W	*27	Philadelphia (57,893)	17
11/30	W	*14	N.Y. Giants (53,329)	3
12/7	L	17	St. Louis (49,701)	31
12/13	W	*31	Washington (61,091)	10
12/21	W	31	N.Y. Jets (37,279)	21
		350		268

**1975 DIVISIONAL PLAYOFF
(Minnesota)**

12/28	W	17	Minnesota (48,341)	14
-------	---	----	--------------------	----

**1975 NFC CHAMPIONSHIP GAME
(Los Angeles)**

1/4/76	W	37	Los Angeles (84,483)	7
--------	---	----	----------------------	---

SUPER BOWL X (Miami)

1/18/76	L	17	Pittsburgh (80,187)	21
---------	---	----	---------------------	----

1976 (11-3)

Tom Landry, Head Coach

9/12	W	*27	Philadelphia (54,052)	7
9/19	W	24	New Orleans (61,413)	6
9/26	W	*30	Baltimore (64,237)	27
10/3	W	28	Seattle (62,027)	13
10/10	W	24	N.Y. Giants (76,042)	14
10/17	L	17	St. Louis (50,317)	21
10/24	W	*31	Chicago (61,346)	21
10/31	W	20	Washington (55,004)	7
11/7	W	*9	N.Y. Giants (58,870)	3
11/15	W	*17	Buffalo (51,779)	10
11/21	L	10	Atlanta (54,992)	17
11/25	W	*19	St. Louis (62,498)	14
12/5	W	26	Philadelphia (55,072)	7

1976, Cont.

12/12	L	*14	Washington (59,916)	27
		296		194

1976 DIVISIONAL PLAYOFF
(Dallas)

12/19	L	12	Los Angeles (62,436)	14
-------	---	----	----------------------	----

1977 (12-2)

Tom Landry, Head Coach

9/18	W	16	Minnesota (47,678)(OT)	10
9/25	W	*41	N.Y. Giants (64,215)	21
10/2	W	*23	Tampa Bay (55,316)	7
10/9	W	30	St. Louis (50,129)	24
10/16	W	*34	Washington (62,115)	16
10/23	W	16	Philadelphia (65,507)	10
10/30	W	*37	Detroit (63,160)	0
11/6	W	24	N.Y. Giants (74,532)	10
11/14	L	*17	St. Louis (64,038)	24
11/20	L	13	Pittsburgh (49,761)	28
11/27	W	14	Washington (55,031)	7
12/4	W	*24	Philadelphia (60,289)	14
12/12	W	42	San Francisco (55,848)	35
12/18	W	*14	Denver (63,752)	6
		345		212

1977 DIVISIONAL PLAYOFF
(Dallas)

12/26	W	37	Chicago (62,920)	7
-------	---	----	------------------	---

1977 NFC CHAMPIONSHIP GAME
(Dallas)

1/1/77	W	23	Minnesota (61,968)	6
--------	---	----	--------------------	---

SUPER BOWL XII (New Orleans)

1/15/77	W	27	Denver (76,400)	10
---------	---	----	-----------------	----

1978 (12-4)

Tom Landry, Head Coach

9/4	W	*38	Baltimore (64,224)	0
9/10	W	34	N.Y. Giants (73,265)	24
9/17	L	14	Los Angeles (65,749)	27
9/24	W	*21	St. Louis (62,760)	12
10/2	L	5	Washington (55,031)	9
10/8	W	*24	N.Y. Giants (63,420)	3
10/15	W	24	St. Louis (48,991)(OT)	21
10/22	W	*14	Philadelphia (60,525)	7
10/26	L	*10	Minnesota (61,848)	21
11/5	L	16	Miami (69,414)	23
11/12	W	42	Green Bay (55,256)	14
11/19	W	*27	New Orleans (57,920)	7
11/23	W	*37	Washington (64,905)	10
12/3	W	*17	New England (63,263)	10
12/10	W	31	Philadelphia (64,667)	13
12/17	W	30	N.Y. Jets (52,532)	7
		384		208

1978 DIVISIONAL PLAYOFF
(Dallas)

12/30	W	27	Atlanta (60,338)	20
-------	---	----	------------------	----

1978 NFC CHAMPIONSHIP GAME
(Los Angeles)

1/7/79	W	28	Los Angeles (67,470)	0
--------	---	----	----------------------	---

SUPER BOWL XIII (Miami)

1/21/79	L	31	Pittsburgh (78,656)	35
---------	---	----	---------------------	----

1979 (11-5)

Tom Landry, Head Coach

9/2	W	22	St. Louis (50,855)	21
9/9	W	*21	San Francisco (56,728)	13
9/16	W	*24	Chicago (64,056)	20
9/24	L	*7	Cleveland (80,123)	26
9/30	W	*38	Cincinnati (63,179)	13
10/7	W	36	Minnesota (47,572)	20
10/14	W	*30	Los Angeles (64,462)	6
10/21	W	*22	St. Louis (64,300)	13
10/28	L	3	Pittsburgh (50,199)	14
11/4	W	16	N.Y. Giants (76,490)	14
11/12	L	*21	Philadelphia (62,417)	31
11/18	L	20	Washington (55,031)	34
11/22	L	*24	Houston (63,897)	30
12/2	W	*28	N.Y. Giants (63,787)	7
12/8	W	24	Philadelphia (71,434)	17
12/16	W	*35	Washington (62,867)	34
		371		313

1979 DIVISIONAL PLAYOFF
(Dallas)

12/30	L	19	Los Angeles (64,792)	21
-------	---	----	----------------------	----

1980 (12-4)

Tom Landry, Head Coach

9/8	W	17	Washington (55,045)	3
9/14	L	20	Denver (74,919)	41
9/21	W	*28	Tampa Bay (62,750)	17
9/28	W	28	Green Bay (54,776)	7
10/5	W	*24	N.Y. Giants (59,126)	3
10/12	W	*59	San Francisco (63,399)	14
10/19	L	10	Philadelphia (70,696)	17
10/26	W	*42	San Diego (60,639)	31
11/2	W	27	St. Louis (50,701)	24
11/9	L	35	N.Y. Giants (68,343)	38
11/16	W	*31	St. Louis (52,567)	21
11/23	W	*14	Washington (58,809)	10
11/27	W	*51	Seattle (57,540)	7
12/7	W	19	Oakland (53,194)	13
12/15	L	14	Los Angeles (65,154)	38
12/21	W	*35	Philadelphia (62,548)	27
		454		311

1980 NFC WILD CARD GAME
(Dallas)

12/28	W	34	Los Angeles (64,533)	13
-------	---	----	----------------------	----

1980 DIVISIONAL PLAYOFF
(Atlanta)

1/4/81	W	30	Atlanta (60,022)	27
--------	---	----	------------------	----

1980 NFC CHAMPIONSHIP GAME
(Philadelphia)

1/11/81	L	7	Philadelphia (70,696)	20
---------	---	---	-----------------------	----

1981 (12-4)

Tom Landry, Head Coach

9/6	W	26	Washington (55,045)	10
9/13	W	*30	St. Louis (63,602)	17
9/21	W	35	New England (60,311)	21
9/27	W	*18	N.Y. Giants (63,449)	10

THE HISTORY

1981, Cont.

10/4	L	17	St. Louis (49,777)	20
10/11	L	14	San Francisco (57,574)	45
10/18	W	*29	Los Angeles (64,649)	17
10/25	W	*28	Miami (64,221)	27
11/1	W	17	Philadelphia (72,111)	14
11/9	W	*27	Buffalo (62,583)	14
11/15	L	24	Detroit (79,694)	27
11/22	W	*24	Washington (64,583)	10
11/26	W	*10	Chicago (63,499)	9
12/6	W	37	Baltimore (54,871)	13
12/13	W	*21	Philadelphia (64,955)	10
12/19	L	10	N.Y. Giants (73,009)(OT)	13
		367		277

**1981 DIVISIONAL PLAYOFF
(Dallas)**

1/2/82	W	38	Tampa Bay (64,848)	0
--------	---	----	--------------------	---

**1981 NFC CHAMPIONSHIP GAME
(San Francisco)**

1/10/82	L	27	San Francisco (60,525)	28
---------	---	----	------------------------	----

1982 (6-3)

Tom Landry, Head Coach

9/13	L	*28	Pittsburgh (63,431)	36
9/19	W	24	St. Louis (50,705)	7
			Minnesota-canceled	
			*N.Y. Giants-canceled	
			*Washington-canceled	
			Philadelphia-canceled	
			Cincinnati-canceled	
			N.Y. Giants-canceled	
			*St. Louis-canceled	
			San Francisco-canceled	
11/21	W	*14	Tampa Bay (49,578)	9
11/25	W	*31	Cleveland (46,267)	14
12/5	W	24	Washington (54,633)	10
12/13	W	37	Houston (51,808)	7
12/19	W	*21	New Orleans (64,506)	7
12/26	L	*20	Philadelphia (46,199)	24
1/3/83	L	27	Minnesota (60,007)	31
		226		145

**1982 SUPER BOWL TOURNAMENT
(Dallas)**

1/9/83	W	30	Tampa Bay (65,042)	17
--------	---	----	--------------------	----

**1982 SUPER BOWL TOURNAMENT
(Dallas)**

1/16/83	W	37	Green Bay (63,972)	26
---------	---	----	--------------------	----

**1982 NFC CHAMPIONSHIP GAME
(Washington)**

1/22/83	L	17	Washington (55,045)	31
---------	---	----	---------------------	----

1983 (12-4)

Tom Landry, Head Coach

9/5	W	31	Washington (55,045)	30
9/11	W	34	St. Louis (48,532)	17
9/18	W	*28	N.Y. Giants (62,347)	13
9/25	W	*21	New Orleans (62,136)	20
10/2	W	37	Minnesota (60,774)	24
10/9	W	*27	T. Bay (63,308)(OT)	24
10/16	W	*37	Philadelphia (63,070)	7
10/23	L	*38	L.A. Raiders (64,991)	40
10/30	W	38	N.Y. Giants (76,142)	20

11/6	W	27	Philadelphia (71,236)	20
11/13	L	23	San Diego (46,192)	24
11/20	W	*41	Kansas City (64,103)	21
11/24	W	*35	St. Louis (60,764)	17
12/4	W	35	Seattle (63,352)	10
12/11	L	*10	Washington (65,074)	31
12/19	L	17	San Francisco (59,957)	42
		479		360

**1983 NFC WILD CARD GAME
(Dallas)**

12/26	L	17	L.A. Rams (43,521)	24
-------	---	----	--------------------	----

1984 (9-7)

Tom Landry, Head Coach

9/3	W	20	L.A. Rams (65,403)	13
9/9	L	7	N.Y. Giants (75,921)	28
9/16	W	*23	Philadelphia (64,521)	17
9/23	W	*20	Green Bay (64,222)	6
9/30	W	23	Chicago (63,623)	14
10/7	L	*20	St. Louis (61,438)	31
10/14	L	14	Washington (55,431)	34
10/21	W	*30	N.Orleans (50,966)(OT)	27
10/28	W	*22	Indianapolis (58,724)	3
11/4	L	*7	N.Y. Giants (60,235)	19
11/11	W	24	St. Louis (48,721)	17
11/18	L	3	Buffalo (74,391)	14
11/22	W	*20	New England (55,341)	17
12/2	W	26	Philadelphia (66,322)	10
12/9	L	*28	Washington (64,286)	30
12/17	L	21	Miami (74,139)	28
		308		308

1985 (10-6)

Tom Landry, Head Coach

9/9	W	*44	Washington (62,292)	14
9/15	L	21	Detroit (72,985)	26
9/22	W	*20	Cleveland (61,456)	7
9/29	W	17	Houston (49,686)	10
10/6	W	30	N.Y. Giants (74,981)	29
10/13	W	*27	Pittsburgh (62,932)	13
10/20	L	14	Philadelphia (70,114)	16
10/27	W	*24	Atlanta (57,941)	10
11/4	L	10	St. Louis (49,347)	21
11/10	W	13	Washington (55,750)	7
11/17	L	*0	Chicago (63,855)	44
11/24	W	*34	Philadelphia (54,047)	17
11/28	W	*35	St. Louis (54,125)	17
12/8	L	24	Cincinnati (56,936)	50
12/15	W	*28	N.Y. Giants (62,310)	21
12/22	L	16	San Francisco (60,114)	31
		357		333

**1985 DIVISIONAL PLAYOFF
(Los Angeles)**

1/4/86	L	0	L.A. Rams (66,351)	20
--------	---	---	--------------------	----

1986 (7-9)

Tom Landry, Head Coach

9/8	W	*31	N.Y. Giants (59,804)	28
9/14	W	31	Detroit (73,812)	7
9/21	L	*35	Atlanta (62,880)	37
9/29	W	31	St. Louis (49,077)	7
10/5	L	14	Denver (76,082)	29
10/12	W	*30	Washington (63,264)	6
10/19	W	17	Philadelphia (68,572)	14
10/26	W	*37	St. Louis (60,756)	6

1986, Cont.

11/2	L	14	N.Y. Giants (74,871)	17
11/9	L	*13	L.A. Raiders (61,706)	17
11/16	W	24	San Diego (55,622)	21
11/23	L	14	Washington (55,642)	41
11/27	L	*14	Seattle (58,023)	31
12/7	L	10	L.A. Rams (64,949)	29
12/14	L	*21	Philadelphia (46,117)	23
12/21	L	*10	Chicago (57,256)	24
		346		337

1987 (7-8)

Tom Landry, Head Coach

9/13	L	13	St. Louis (47,241)	24
9/20	W	16	N.Y. Giants (73,426)	14
9/27			Buffalo-cancelled	
10/4	W	38	N.Y. Jets (12,370)	24
10/11	W	*41	Philadelphia (40,622)	22
10/19	L	*7	Washington (60,415)	13
10/25	L	20	Philadelphia (61,630)	37
11/2	W	*33	N.Y. Giants (55,730)	24
11/8	L	17	Detroit (45,325)	27
11/15	W	23	N. England (60,567)(OT)	17
11/22	L	*14	Miami (56,519)	20
11/26	L	*38	Minnesota (54,229)(OT)	44
12/6	L	*10	Atlanta (40,103)	21
12/13	L	20	Washington (54,882)	24
12/21	W	29	L.A. Rams (60,700)	21
12/27	W	*21	St. Louis (36,788)	16
		340		348

1988 (3-13)

Tom Landry, Head Coach

9/4	L	21	Pittsburgh (56,813)	24
9/12	W	17	Phoenix (67,139)	14
9/18	L	*10	N.Y. Giants (55,325)	12
9/25	W	*26	Atlanta (39,702)	20
10/3	L	17	New Orleans (68,474)	20
10/9	L	*17	Washington (63,235)	35
10/16	L	7	Chicago (64,759)	17
10/23	L	23	Philadelphia (66,309)	24
10/30	L	*10	Phoenix (42,196)	16
11/6	L	21	N.Y. Giants (75,826)	29
11/13	L	*3	Minnesota (57,830)	43
11/20	L	*24	Cincinnati (37,865)	38
11/24	L	*17	Houston (50,845)	25
12/4	L	21	Cleveland (77,683)	24
12/11	W	24	Washington (51,526)	17
12/18	L	*7	Philadelphia (46,131)	23
		265		381

1989 (1-15)

Jimmy Johnson, Head Coach

9/10	L	0	New Orleans (66,977)	28
9/17	L	21	Atlanta (55,285)	27
9/24	L	*7	Washington (63,200)	30
10/1	L	*13	N.Y. Giants (51,785)	30
10/8	L	13	Green Bay (56,656)	31
10/15	L	*14	San Francisco (61,077)	31
10/22	L	28	Kansas City (76,841)	36
10/29	L	*10	Phoenix (44,431)	19
11/5	W	13	Washington (53,187)	3
11/12	L	20	Phoenix (49,657)	24
11/19	L	*14	Miami (56,044)	17
11/23	L	*0	Philadelphia (54,444)	27
12/3	L	*31	L.A. Rams (46,100)	35
12/10	L	10	Philadelphia (59,842)	20
12/16	L	0	N.Y. Giants (72,141)	15
12/24	L	*10	Green Bay (41,265)	20
		204		393

Preseason Results

Dal.

1960 (1-5)

Opp.

10	San Francisco (22,000)	@ Seattle	16
13	St. Louis (14,000)	@ San Antonio	20
10	Baltimore (40,000)	@ Dallas	14
14	New York (10,663)	@ Louisville	3
14	Los Angeles (13,500)	@ Pendleton	49
23	Green Bay (20,121)	@ Minn.	28

1961 (2-3)

38	Minnesota (4,954)	@ Sioux Falls	13
7	Green Bay (30,000)	@ Dallas	30
10	New York (21,500)	@ Albuquerque	28
35	Baltimore (19,000)	@ Norman	24
10	San Francisco (22,130)	@ Sacramento	24

1962 (0-5)

7	Green Bay (54,500)	@ Dallas	31
24	Detroit (77,683)	@ Cleveland	35
10	Baltimore (14,000)	@ Roanoke	24
7	San Francisco (20,000)	@ Sacramento	26
26	Minnesota (12,500)	@ Atlanta	45

1963 (3-2)

17	Los Angeles (70,675)	@ L.A.	14
10	Green Bay (53,121)	@ Dallas	31
17	Los Angeles (29,349)	@ Portland	20
37	San Francisco (9,927)	@ Bakersfield	24
27	Detroit (51,218)	@ New Orleans	17

1964 (1-4)

6	Los Angeles (57,450)	@ L.A.	17
34	San Francisco (24,679)	@ Portland	23
16	Los Angeles (30,565)	@ Portland	25
3	Green Bay (60,057)	@ Dallas	35
6	Chicago (35,000)	@ New Orleans	21

1965 (2-3)

0	Los Angeles (31,579)	@ L.A.	9
7	San Francisco (24,837)	@ Portland	27
21	Green Bay (67,954)	@ Dallas	12
17	Minn. (41,500)	@ Birmingham	57
34	Chicago (33,525)	@ Tulsa	21

1966 (5-0)

24	San Francisco (28,899)	@ S.F.	13
20	Los Angeles (44,217)	@ L.A.	10
21	Green Bay (75,504)	@ Dallas	3
20	Detroit (31,250)	@ Tulsa	10
28	Minnesota (58,316)	@ Dallas	24

1967 (2-3)

6	Los Angeles (57,595)	@ L.A.	20
30	San Francisco (31,212)	@ S.F.	24
3	Green Bay (78,087)	@ Dallas	20
30	Houston (53,125)	@ Houston	17
7	Baltimore (58,492)	@ Dallas	33

1968 (3-3)

24	Chicago (14,578)	@ Canton	30
17	San Francisco (27,530)	@ S.F.	14
42	Los Angeles (64,978)	@ L.A.	10
27	Green Bay (72,014)	@ Dallas	31
33	Houston (52,289)	@ Houston	19

1969 (4-2)

17	Los Angeles (87,381)	@ L.A.	24
20	San Francisco (33,894)	@ S.F.	17
31	Green Bay (73,764)	@ Dallas	13
14	Houston (55,310)	@ Houston	11

Dal.		Opp.	
25 N.Y. Jets (74,771)		@Dallas 9	
7 Baltimore (58,975)		@Dallas 23	
1970 (1-5)			
20 San Diego (39,392)	@San Diego 10		
10 Los Angeles (64,646)	@L.A. 17		
34 Green Bay (72,389)	@Dallas 35		
21 Houston (46,548)	@Houston 37		
0 Kansas City (69,055)	@Dallas 13		
21 N.Y. Jets (55,297)	@Dallas 29		
1971 (6-0)			
45 Los Angeles (87,187)	@L.A. 21		
36 New Orleans (73,560)	@Dallas 21		
16 Cleveland (69,099)	@Dallas 15		
28 Houston (49,078)	@Houston 20		
27 Baltimore (22,291)	@Baltimore 14		
24 Kansas City (74,035)	@Dallas 17		
1972 (6-1)			
20 College All-Stars (54,162)	@Chicago 7		
26 Houston (65,405)	@Dallas 24		
27 Los Angeles (66,051)	@L.A. 13		
30 New Orleans (81,070)	@N.O. 7		
34 N.Y. Jets (65,386)	@Dallas 27		
10 Kansas City (79,592)	@K.C. 20		
16 Oakland (62,607)	@Dallas 10		
1973 (4-2)			
24 Los Angeles (75,461)	@L.A. 7		
26 Oakland (53,723)	@Oakland 27		
24 New Orleans (61,022)	@Dallas 14		
24 Houston (46,942)	@Houston 27		
27 Kansas City (57,468)	@Dallas 16		
26 Miami (61,378)	@Dallas 23		
1974 (3-3)			
7 Oakland (41,049)	@Oakland 27		
13 Los Angeles (46,468)	@L.A. 6		
19 Houston (53,148)	@Dallas(OT) 13		
7 New Orleans (56,563)	@N.Orleans 16		
25 Kansas City (43,492)	@Dallas 16		
15 Pittsburgh (43,900)	@Dallas 41		
1975 (2-4)			
7 Los Angeles (62,843)	@L.A. 35		
20 Kansas City (35,630)	@K.C. 26		
13 Minnesota (45,395)	@Dallas 16		
17 Houston (46,951)	@Houston 14		
20 Oakland (39,562)	@Dallas 31		
17 Pittsburgh (43,186)	@Dallas 16		
1976 (3-3)			
14 Oakland (52,391)	@Oakland 17		
14 Los Angeles (60,158)	@L.A. 26		
9 Denver (54,567)	@Dallas 13		
36 Detroit (30,340)	@Memphis 16		
20 Pittsburgh (64,264)	@Dallas 10		
26 Houston (58,844)	@Dallas(OT) 20		
1977 (3-3)			
34 San Diego (59,504)	@Dallas 14		
17 Seattle (58,789)	@Seattle (OT) 23		
13 Miami (56,820)	@Dallas 20		
23 Baltimore (54,835)	@Dallas 21		
14 Houston (49,777)	@Houston 23		
30 Pittsburgh (49,824)	@Dallas 0		
1978 (3-1)			
41 San Francisco (63,736)	@Dallas 24		
21 Denver (74,619)	@Denver 17		
13 Houston (62,242)	@Dallas 27		
16 Pittsburgh (59,747)	@Dallas 13		

Dal.		Opp.	
1979 (3-2)			
13 Oakland (20,648)		@Canton,OH 20	
7 Denver (61,192)		@Dallas 6	
17 Seattle (59,803)		@Seattle 27	
16 Houston (62,803)		@Dallas 13	
16 Pittsburgh (64,543)		@Dallas 14	
1980 (3-1)			
17 Green Bay (54,876)		@Dallas 14	
19 Los Angeles (63,283)		@Anaheim 16	
20 Houston (63,658)		@Dallas 13	
10 Pittsburgh (62,795)		@Dallas 31	
1981 (2-2)			
17 Green Bay (55,987)		@Dallas 21	
21 Los Angeles (61,459)		@Anaheim 33	
24 Pittsburgh (63,504)		@Dallas 14	
28 Houston (63,799)		@Dallas 20	
1982 (3-1)			
10 Buffalo (48,612)		@Dallas 14	
26 San Diego (49,182)		@San Diego 16	
36 New England (50,113)		@Dallas 21	
20 Houston (60,150)		@Dallas 14	
1983 (3-1)			
20 Miami (46,826)		@Dallas 17	
30 L.A. Rams (54,268)		@L.A. 7	
7 Pittsburgh (62,164)		@Dallas 24	
34 Houston (54,363)		@Dallas 31	
1984 (3-1)			
31 Green Bay (43,371)		@Dallas 17	
24 San Diego (50,740)		@San Diego 13	
10 Pittsburgh (55,658)		@Dallas 20	
31 Houston (53,877)		@Dallas 24	
1985 (4-0)			
27 Green Bay (41,847)		@Dallas 3	
27 San Diego (48,596)		@S.D. (OT) 24	
15 Chicago (49,540)		@Dallas 13	
20 Houston (53,812)		@Dallas 10	
1986 (0-5)			
6 Chicago (82,699)		@London 17	
0 San Diego (47,744)		@San Diego 20	
19 L.A. Raiders (52,153)		@L.A. 24	
28 Pittsburgh (54,299)		@Dallas 41	
14 Houston (62,239)		@Dallas 17	
1987 (1-3)			
0 San Diego (48,020)		@San Diego 29	
13 San Francisco (57,598)		@S.F. 3	
10 L.A. Raiders (46,666)		@Dallas 34	
13 Houston (47,043)		@Dallas 18	
1988 (2-2)			
21 San Diego (40,110)		@San Diego 24	
27 L.A. Raiders (40,774)		@L.A. 17	
17 Chicago (47,796)		@Dallas 9	
10 Houston (48,400)		@Dallas 54	
1989 (3-1)			
20 San Diego (45,203)		@San Diego 3	
27 L.A. Raiders (32,358)		@L.A. 20	
21 Denver (74,076)		@Denver (OT) 24	
30 Houston (63,582)		@Dallas 28	

Ring of Honor

The Cowboys honor former players who made outstanding contributions to the club by inducting them into the Ring of Honor at Texas Stadium. Their names and the years played are prominently displayed in silver on the wall below the press box at Texas Stadium. Members of the Cowboys' Ring of Honor:

BOB LILLY, defensive tackle, 1961-74. Nicknamed "Mr. Cowboy," Bob Lilly was the franchise's first draft choice in 1961, the first name in the Ring of Honor in 1975 and its first inductee into the Pro Football Hall of Fame in 1980. A seven-time All-Pro, Lilly was named to a club-record 11 Pro Bowls. He was a two-time All-SWC pick and an All-America at Texas Christian University before being drafted by Dallas.

DON MEREDITH, quarterback, 1960-68. Don Meredith led the Cowboys to their first winning season and their first NFL Championship Game in 1966. Signed by Clint Murchison, Jr., before Dallas was granted its NFL franchise, "Dandy Don" played in two Pro Bowls and was named NFL player of the year in 1966. A two-time All-America at SMU, Don's name was added to the Cowboys' Ring of Honor in 1976.

DON PERKINS, running back, 1961-68. Don Perkins was the first Cowboys player to rush for more than 6,000 yards. A six-time Pro Bowl selection, Perkins finished among the top ten NFL rushers in each of his eight seasons. He was named NFL rookie of the year in 1961 and All-Pro in 1962. Perkins was signed before Dallas was granted its NFL franchise. A three-time All-Skyline pick at New Mexico, he was inducted into the Ring of Honor in 1976.

CHUCK HOWLEY, linebacker, 1961-72. When Chuck Howley retired in 1973, Tom Landry said "I don't know that I've seen anybody better at linebacker than Howley." A six-time All-Pro, Howley was the most valuable player in Super Bowl V. The Cowboys traded for Howley, who was drafted by Chicago in 1958. He was All-America center at West Virginia. A six-time Pro Bowl selection, Howley was added to the Ring of Honor in 1977.

MEL RENFRO, defensive back, 1964-77. Mel Renfro was named to the Pro Bowl his first ten seasons in the NFL. He is the club's all-time interceptor with 52 and kickoff returner with a 26.4-yard career average. Renfro was drafted in the second round in 1964 after a career as an All-America halfback and world class sprinter at Oregon. A five-time All-Pro, Renfro was inducted into the Cowboys' Ring of Honor in 1981.

ROGER STAUBACH, quarterback, 1969-79. Roger Staubach led the Cowboys to six NFC Championship Games, four Super Bowls and two Super Bowl titles. A great clutch performer, Staubach led Dallas to comeback victories 23 times, 14 in the last two minutes or overtime. A five-time Pro Bowler, he was drafted by Dallas in 1964 after winning the Heisman Trophy and Maxwell Award at the Naval Academy. Inducted into the Ring of Honor in 1983, Roger was elected to the Pro Football Hall of Fame in 1985.

LEE ROY JORDAN, linebacker, 1963-76. The inspirational leader of the Cowboys' first championship teams was Lee Roy Jordan. The Cowboys' first-round draft choice in 1963 following an All-America career at Alabama, Jordan anchored the "Doomsday Defense" from his middle linebacker position for 14 years. He was named to the Pro Bowl five times and All-Pro twice. Lee Roy was inducted into the Ring of Honor in 1989.

HALL OF FAME

Three members of the Pro Football Hall of Fame in Canton, Ohio, have been elected based on their accomplishments with the Cowboys - Bob Lilly in 1980, Roger Staubach in 1985 and Tom Landry in 1990.

Landry was inducted this past summer following a brilliant career in which he led the Cowboys to a 270-178-6 record. Landry is the third winningest coach in NFL history behind George Halas and Don Shula.

In his 29 years at the helm, Landry guided the Cowboys to 18 playoff seasons, 13 division championships, five Super Bowl appearances and two Super Bowl titles. The record likely to stand the longest is Landry's streak of 20 consecutive winning seasons from 1966-85.

Landry spent his first decade in the NFL with the New York Giants in the 1950s as an All-Pro defensive halfback and assistant coach.

Silver Season All-Time Team 1960-1984

As part of the Dallas Cowboys' 25th anniversary celebration in 1984, fans voted for the club's all-time team.

OFFENSE

QB 12	Roger Staubach (1969-79)
17	Don Meredith (1960-68)
RB 33	Tony Dorsett (1977-87)
32	Walt Garrison (1966-74)
43	Don Perkins (1961-68)
C 62	John Fitzgerald (1971-80)
G 76	John Niland (1966-74)
68	Herb Scott (1975-84)
T 73	Ralph Neely (1965-77)
70	Rayfield Wright (1967-79)
TE 89	Billy Joe DuPree (1973-83)
WR 88	Drew Pearson (1973-83)
22	Bob Hayes (1965-74)
K 1	Rafael Septien (1978-86)

DEFENSE

DE 72	Ed Jones (1974-89)
79	Harvey Martin (1973-83)
DT 74	Bob Lilly (1961-74)
54	Randy White (1975-88)
LB 55	Lee Roy Jordan (1963-76)
54	Chuck Howley (1961-72)
50	D.D. Lewis (1968-81)
CB 20	Mel Renfro (1964-77)
24	Everson Walls (1981-89)
34	Cornell Green (1962-74)
S 41	Charlie Waters (1970-81)
43	Cliff Harris (1970-79)
P 11	Danny White (1976-1988)

"Back To The Future"

The NFL Films production of "Back to the Future," the Cowboys' new highlights video, is available to groups free of charge from the Cowboys.

The 30-minute VHS videotape narrated by John Wells reviews the Cowboys' first year under Owner Jerry Jones and Coach Jimmy Johnson and looks ahead to their plan for restoring the Cowboys to the glory of their past.

Civic clubs, church groups and schools may borrow "Back to the Future" by calling the Cowboys at 214-556-9900 and asking for the highlights video. It is available on videotape only.

The video will be available for purchase in August for \$14.95 by calling 1-800-NFL-TAPE. It also will be available for rent at selected video stores.

"Back to the Future" will be syndicated by NFL Films to television stations in the southwest in August. It will be shown nationally on ESPN in September. The video is sponsored by the New York Life Insurance Company.

Historical Highlights

1960

NFL FRANCHISE — Clint Murchison, Jr., and Bedford Wynne were awarded an expansion franchise in the NFL at the annual league meeting in Miami Beach, Fla. The Cowboys were to play as a "swing" team, playing every other team one time during the first season, although listed in the Western Conference standings (January 28).

COYBOYS STOCKED — A player pool was set up in a league meeting at L.A., with each of 12 NFL teams freezing 25 names on its roster and the Cowboys allowed to pick three from each team for a total of 36 veterans. Dallas, once given the list, had to select its 36 players within 24 hours (March 13).

TRAINING STARTS — Rookies report to first Cowboys camp at Pacific U., in Forest Grove, Oregon (July 9).

FIRST PRE-SEASON GAME — The Cowboys, less than six months in existence, get their first test and drop a 16-10 pre-season game to San Francisco in Seattle (August 6).

FIRST HOME GAME — In their Dallas debut, in the Salesmanship Club preseason game, the Cowboys led the world champion Baltimore Colts into the final minute before a 62-yard pass from Johnny Unitas to Lenny Moore gave the Colts a 14-10 victory (August 19).

FIRST VICTORY — In a preseason game at Louisville, Ky., the Cowboys beat New York's Giants, 14-3, with Frank Clarke catching touchdown passes of 73 yards (Eddie LeBaron) and 74 yards (Don Meredith) (August 27).

FIRST LEAGUE GAME — In their first league game, Dallas fell to Pittsburgh, 35-28, with Bobby Layne leading a fourth-period Steeler rally (Sept. 24, Saturday night).

STREAK SNAPPED — Dallas snaps a 20-game loss streak by tying New York, 31-31, at Yankee Stadium (Dec. 4).

1961

TRAINING STARTS — Rookies launch training at new campsite — St. Olaf College in Northfield, Minn. (July 9).

FIRST LEAGUE WIN — Scoring ten points in the final 56 seconds, the Cowboys score their first NFL victory, 27-24, over Pittsburgh in the '61 league opener in the Cotton Bowl. Allen Green's 27-yard field goal on the game's final play won it before 23,500 (Sept. 17).

1962

TRAINING STARTS — Team begins training at new campsite — Northern Michigan College in Marquette, Mich. (July 13).

PENALTY HISTORY — For the first time in anyone's memory in an NFL game, points were awarded for a penalty. The Cowboys were detected holding in the end zone on a 99-yd. TD pass from LeBaron to Clarke, and Pittsburgh was awarded a safety. The Steelers eventually won, 30-28 (Sept. 23).

100-YARD FIRSTS — Cowboys' Amos Marsh returned a kickoff 101 yards and Mike Gaechter returned a pass interception 100 yards, both plays for fourth-quarter TDs in a 41-19 win over Philadelphia in Dallas. It was the first time in NFL history that two 100-yard runs had been made in the same game, much less by the same team in the same quarter (Oct. 14).

1963

SHIFT TO KANSAS CITY — The rival Dallas Texans of the AFL announce they are moving the franchise to Kansas City (Feb. 8).

CALIFORNIA TRAINING SITE — The Cowboys open training at California Lutheran College in Thousand Oaks, Calif. (July 12).

HOWTON SETS RECORD — Bill Howton broke Don Hutson's all-time receiving mark with a 14-yard catch against Washington (there). Hutson's record was 7,991 yards and the catch gave Howton an even 8,000 yards (Sept. 29).

1964

LANDRY CONTRACT — With one year to go on his original contract, Tom Landry is signed to a ten-year extension, in effect giving him an 11-year pact, possibly the longest in major pro sports history (Feb. 5).

1965

FIRST SELLOUT — An overflow crowd of 76,251 jams the Cotton Bowl for the Cleveland game, notching the team's first home sellout. Cleveland won, 24-17 (Nov. 21).

1966

PLAYOFF BOWL — After defeating New York, 38-20, in the season finale (and winning five of their last seven games) to get into the Playoff Bowl at Miami, the Cowboys fall to Baltimore, 35-3 (Jan. 15).

MERGER — Peace comes to pro football with Cowboys GM Tex Schramm completing two months of negotiations with AFL's Lamar Hunt, merging the two leagues under the NFL banner (June 8).

SCHRAMM ELEVATED — Texas E. Schramm, Vice-President and General Manager of the Cowboys from the beginning, was named President of the club by owner Clint Murchison, Jr., who retained the title of Chairman of the Board.

NEELY CASE SOLVED — Dallas and Houston reached agreement in the Ralph Neely case. Neely remained with Dallas with Houston receiving the Cowboys Nos. 1, 2 and two fifth place picks in the 1967 draft (Nov. 17).

THE CHAMPIONSHIP — The Cowboys won their first championship, capturing the Eastern Conference title with a 10-3-1 record, but lost the NFL Championship Game to Green Bay, 34-27.

1967

TEXAS STADIUM — On Dec. 23, owner Clint Murchison, Jr., formally announced plans to build Texas Stadium in suburban Irving. The stadium, to be financed through a bond-option plan, would be ready for the 1970 season. The stadium would seat a minimum of 58,000.

SECOND CHAMPIONSHIP — Under the NFL's new format, the Cowboys easily won the Capitol Division and defeated Cleveland, Century Division winner, 52-14, in the Cotton Bowl for the Eastern conference championship. However, on Dec. 31 in Green Bay, the Cowboys lost their second bid for an NFL title, falling to the Packers, 21-17, in the 13 degree below weather.

1968

WIN CAPITOL — For the second straight year the Cowboys won the Capitol Division, but for the first time in three years the Cowboys did not win the Eastern Championship, being upset at Cleveland, 31-20, on December 21st. Dallas won the Runner-Up Bowl over Minnesota, 17-13.

1969

TEXAS STADIUM — Ground was broken for Texas Stadium in suburban Irving on January 25, and on June 29 Bert Rose was named general manager of the stadium.

ORIGINALS RETIRE — An era ended for the Cowboys in July. On July 5th at a press conference in Dallas, quarterback Don Meredith, the last of the original Cowboys, announced his retirement. Then, on July 18th, the day the veterans were to report to training camp, all-time rushing great Don Perkins officially retired.

REPEAT CAPITOL WINS — Once again the Cowboys rolled to the Capital Division Championship with an 11-2-1 season. However, the Cowboys failed to win the Eastern Championship when on Dec. 28, the Cowboys lost to Cleveland, 38-14, in the Cotton Bowl.

1970

FIVE STRAIGHT PLAYOFFS — The Cowboys won their last five games to finish 10-4, claim the Eastern Division championship and make the playoffs for the fifth year in a row. They defeated Detroit, 5-0, in the opening round to get a shot at the National Conference championship.

FIRST NFC TITLE — The Cowboys captured the biggest prize of their 11-year history on Jan. 3 when they downed San Francisco, 17-10, for the NFC crown. A 16-13 loss to Baltimore in the Super Bowl Jan. 17 left Dallas with one major goal still unrealized.

1971

TEXAS STADIUM — The Cowboys opened a new era in their sparkling Irving, Tex., home with a 44-21 victory over the New England Patriots on October 24. Duane Thomas scored the first touchdown in the new stadium, a 56-yard run just two minutes and 16 seconds after the opening kickoff. Attendance was 65,708.

SIX STRAIGHT PLAYOFFS — The Cowboys won their last seven games to finish 11-3, claim the Eastern Division championship and make the playoffs for the sixth year in a row. They defeated Minnesota, 20-12, in the opening round.

SECOND NFC TITLE — For the second consecutive year, the Cowboys met the San Francisco 49ers in the National Conference showdown. This time Dallas won, 14-3, to qualify for its second straight Super Bowl.

FIRST WORLD CHAMPIONSHIP — The Cowboys downed the Miami Dolphins, 24-3, to win Super Bowl VI in New Orleans on Jan. 16. It was the 10th victory in a row for Dallas as Roger Staubach passed for two touchdowns and was named the game's Most Valuable Player.

1972

FIRST 1,000-YARD BACK — Calvin Hill became the first Dallas player to rush for 1,000 yards when he gained 111 on Dec. 9 against the Washington Redskins in Texas Stadium. Hill wound up with 1,036 yards for the season on a record 245 carries.

SEVEN STRAIGHT PLAYOFFS — The Cowboys qualified for the NFL playoffs a record seventh consecutive year, their 10-4 record earning them the National Conference Wild Card berth. Roger Staubach passed for two touchdowns in the last 1½ minutes to give the Cowboys a 30-28 victory at San Francisco in the first round. Then, at Washington on New Year's Eve, Dallas was foiled in its bid for a third straight NFL title with the Redskins won, 26-3.

1973

100 VICTORIES — The Cowboys and Coach Tom Landry recorded their 100th victory with a 40-3 Texas Stadium win over the New Orleans Saints on Sept. 24. Landry, the only head coach the Cowboys have had, ended the season with a career mark of 108-80-6 to rank ninth on the list of the NFL's all-time winningest coaches.

EIGHT STRAIGHT PLAYOFFS — The Cowboys regained the NFC Eastern Division title with a 10-4 record and broke their own NFL record by reaching the playoffs for the eighth year in a row. Dallas defeated Western Division champion Los Angeles in the first round, 27-16, but fell to Central Division winner Minnesota in the NFC Championship Game, 27-10.

1974

FIRST TOP DRAFT CHOICE — For the first time in their history, the Cowboys had the very first choice in the NFL college draft. The No. 1 pick came to Dallas from Houston in exchange for Tody Smith and Billy Parks. The Cowboys selected Ed "Too Tall" Jones, a 6-9 260-pound defensive end from Tennessee State.

PLAYOFFS MISSED — The Cowboys' record-breaking string of eight straight years in the NFL playoffs was broken when the club's 8-6 record failed to qualify.

1975

LILLY HONORED — "Mr. Cowboy" was honored on Bob Lilly Day at Texas Stadium at halftime of the Philadelphia game on Nov. 23. It was the first such recognition ever given to a Dallas player. Lilly never missed a game in 14 years with the Cowboys, earning All-Pro honors seven times at defensive tackle before retiring prior to the '75 season.

TEN STRAIGHT WINNING SEASONS — The Cowboys' 10-4 record earned them the NFC Wild Card berth in the playoffs. The composite record over 10 straight winning seasons was 101-37-2.

THIRD NFC TITLE — After shocking Minnesota in the first round, 17-14 on Roger Staubach's 50-yard "Hail Mary" pass to Drew Pearson, the Cowboys traveled to Los Angeles for the NFC showdown. Staubach threw four touchdown passes, three to Preston Pearson, and Dallas won, 37-7. Pittsburgh won Super Bowl X on Jan. 18 in Miami, 21-17.

1976

MEREDITH, PERKINS HONORED — Former Cowboys greats Don Meredith and Don Perkins joined Bob Lilly in the "Ring of Honor" at Texas Stadium during halftime ceremonies at the New York Giants game on Nov. 7.

ELEVEN STRAIGHT WINNING SEASONS — The Cowboys won the NFC Eastern Division title with their 11-3 record, giving them their 11th straight winning season and 10th playoff berth in that period. A 14-12 first round loss to Los Angeles — the first time Dallas had lost in the first round under the current playoff setup — ended the season.

1977

HOWLEY HONORED — Former All-Pro linebacker Chuck Howley, a Cowboy from 1961 through 1973, became the fourth member of the Ring of Honor. Howley was honored during ceremonies at halftime of the Detroit Lions game on Oct. 30.

TWELVE STRAIGHT WINNING SEASONS — Getting off to an 8-0 start, their best ever, the Cowboys rolled to a 12-2 record, the championship of the NFC East, and their 12th consecutive winning season. They opened their 11th visit to the playoffs in those 12 years with a 37-7 first-round victory over the Chicago Bears at Texas Stadium.

FOURTH NFC TITLE — Dallas crushed the Minnesota Vikings at Texas Stadium, 23-6, for National Conference crown No. 4 and the right to meet the Denver Broncos in Super Bowl XII.

SECOND WORLD CHAMPIONSHIP — The Cowboys stopped the Denver Broncos, 27-10, to win Super Bowl XII in New Orleans on January 15, 1978. In the process, Dallas tied Minnesota for most Super Bowl appearances (four) and Green Bay, Miami and Pittsburgh for most Super Bowl victories (two). Defensive linemen Harvey Martin and Randy White were named co-Most Valuable Players in the game.

1978

THIRTEEN STRAIGHT WINNING SEASONS — After a mediocre 6-4 start, the Cowboys won six straight games to finish the expanded regular season with a 12-4 record and their 10th division crown. It marked the Cowboys' 13th consecutive winning season and 12th trip to the playoffs in that span. Dallas rallied to beat Atlanta 27-20 in a divisional playoff at Texas Stadium, sending the Cowboys to their seventh NFC championship game in the past nine years.

FIFTH NFC TITLE — Dallas shut out the Rams in Los Angeles 28-0 in the National Conference title game to advance to the Super Bowl a record fifth time, including three of the last four. In the first Super Bowl rematch, Pittsburgh edged the Cowboys 35-31 for the NFL championship on Jan. 21 in Miami's Orange Bowl.

1979

TWENTIETH ANNIVERSARY — The Cowboys celebrated their 20th anniversary season at halftime of the St. Louis Cardinals game at Texas Stadium on Oct. 21. Stars from each of those 20 seasons plus Coach Tom Landry were introduced during the halftime ceremonies.

FOURTH STRAIGHT NFC EAST TITLE — Rallying from a mid-season slump the Cowboys won their final three games to finish with an 11-5 record, their 11th division championship, including the past four NFC East titles, and 14th consecutive winning season. The Cowboys made their 13th trip to the playoffs in those 14 years, but were eliminated by Los Angeles 21-19 in a divisional playoff at Texas Stadium.

1980

STAUBACH RETIRES — At a press conference at Texas Stadium on March 31, quarterback Roger Staubach announced his retirement after 11 record-breaking years with the Cowboys. Staubach held all major Cowboys' passing records and was the all-time leading NFL passer.

LILLY ENTERS HALL OF FAME — Bob Lilly, a seven-time All-Pro defensive tackle in his 14-year career with the Cowboys from 1961-74, became the first Cowboys' only player to be inducted into the Pro Football Hall of Fame. Enshrined along with Lilly on Aug. 2 at Canton, Ohio, were Herb Adderley, who played for the Cowboys from 1970-72, Jim Otto and Deacon Jones.

FIFTEEN STRAIGHT WINNING SEASONS — Behind new starting quarterback Danny White, the Cowboys rolled to their 15th consecutive winning season with a surprising 12-4 record, tied for best in the league with Philadelphia and Atlanta. The Cowboys lost the NFC East title to Philadelphia on a tie-breaker, but entered the playoffs for the 14th game in 15 years, this time as a wild card team. The Cowboys beat Los Angeles 34-13 at Texas Stadium in the NFC Wild Card Game and rallied past the Falcons at Atlanta 30-27 to advance to the NFC Championship Game at Philadelphia. But the Cowboys lost 20-7 in their bid for a sixth Super Bowl appearance.

LANDRY'S 200th VICTORY — Tom Landry joined George Halas and Curly Lambeau as the only coaches with 200 NFL victories when the Cowboys beat Los Angeles 34-13 on Dec. 28 at Texas Stadium in the NFC Wild Card Game, raising Landry's record to 200-119-6, counting regular season and playoff games.

1981

RENFRO HONORED — Former All-Pro defensive back Mel Renfro, the Cowboys' all-time leading pass interceptor, became the fifth member of the Cowboys' Ring of Honor. Renfro, who played for Dallas from 1964 through 1977, was honored during halftime ceremonies of the Cowboys-Miami Dolphins game at Texas Stadium Oct. 25.

TWELFTH DIVISION CHAMPIONSHIP — The Cowboys regained the NFC Eastern Division Championship, their 12th division title since 1966, with a 12-4 record and tied Oakland's NFL mark of 16 consecutive winning seasons. Entering the playoffs

for the 15th time in that span, the Cowboys advanced to the NFC Championship Game for the ninth time in 12 years by routing Tampa Bay 38-0 at Texas Stadium. But for the second year in a row Dallas lost the conference title game. San Francisco scored a last-minute touchdown at Candlestick Park to edge the Cowboys 28-27 for a berth in Super Bowl XVI.

1982

200TH REGULAR-SEASON VICTORY — The Cowboys beat Washington 24-10 at RFK Stadium on Dec. 5 for the club's and Coach Tom Landry's 200th regular season victory.

SEVENTEEN STRAIGHT WINNING SEASONS — The Cowboys finished the strike-shortened regular season with a 6-3 record to establish an NFL record of 17 consecutive winning seasons. Entering the playoffs for a record-tying eighth straight year and for the 16th time in 17 years, the Cowboys beat Tampa Bay 30-17 and Green Bay 37-26, both at Texas Stadium, to advance to the NFC Championship Game for the third year in a row. But again the Cowboys come up short, losing 31-17 at Washington.

1983

STAUBACH HONORED — Former quarterback Roger Staubach, who led the Cowboys to four Super Bowls, became the sixth member of the Ring of Honor during halftime ceremonies of the Cowboys-Tampa Bay game on Oct. 9.

NEW HEADQUARTERS — Ground was broken on Nov. 29 for the Cowboys' new headquarters and training facility at The Valley Ranch in northwest Dallas County.

EIGHTEEN STRAIGHT WINNING SEASONS — The Cowboys extended their NFL record to 18 consecutive winning seasons with a 12-4 finish. The club also set a league record with its ninth straight playoff appearance, qualifying as a wild card entry. The Los Angeles Rams eliminated the Cowboys from the playoffs, however, with a 24-17 upset victory at Texas Stadium in the NFC Wild Card Game on Dec. 26.

1984

SILVER SEASON — The Cowboys kicked off their 25th anniversary with a news conference at Texas Stadium on Jan. 27. Club President Tex Schramm announced the Cowboys would celebrate their 25th anniversary during 1984 under the theme "Silver Season."

OWNERSHIP CHANGES HANDS — The sale of the Cowboys from the Murchison family to an 11-member limited partnership headed by Dallas businessman H. R. "Bum" Bright was approved by NFL owners on March 19 at the league's annual meeting in Honolulu. The sale was completed on May 18.

COWBOYS CENTER — The Cowboys and Triland International announced plans on March 27 for Cowboys Center, an innovative joint venture that will develop business opportunities in a conference center, Cowboys ShowPlace, athletic club, sports arena, office park, housing, and retail and restaurant outlets on 200 acres at The Valley Ranch, adjacent to the Cowboys' new headquarters.

NINETEEN STRAIGHT WINNING SEASONS — The Cowboys defeated the Eagles 26-10 in Philadelphia to extend their NFL record to 19 consecutive winning seasons. The Cowboys finished 9-7 and missed the playoffs for the first time in 10 years and only the second time in 19 years.

1985

STAUBACH ENTERS HALL OF FAME — Roger Staubach, the master of the come-back victory during his 11-year career as a Cowboys quarterback, was inducted into the Pro Football Hall of Fame in his first year of eligibility. Enshrined with Staubach on Aug. 3 at Canton, Ohio, were Pete Rozelle, Joe Namath, O. J. Simpson and Frank Gatski. Staubach joined Bob Lilly as the only players who spent their entire career with the Cowboys to be elected to the Hall of Fame.

TEXAS STADIUM IMPROVEMENTS — Texas Stadium unveiled a new look when the Cowboys opened their preseason schedule against Green Bay on Aug. 10. The stadium became the first to have two DiamondVision color scoreboards, and the addition of 118 Crown Suites gave Texas Stadium more private suites, 296, than any stadium in the nation.

COWBOYS RANCH OPENS — Cowboys players and coaches reported on Aug. 27 to the team's new headquarters and training facility at Cowboys Center in Valley Ranch.

DORSETT PASSES 10,000 YARDS — On a 19-yard sweep around left end, Tony Dorsett became the sixth player in NFL history to rush for 10,000 yards. Dorsett's feat highlighted a 27-13 victory over Pittsburgh at Texas Stadium on Oct. 13.

THIRTEENTH DIVISION CHAMPIONSHIP — The Cowboys edged the New York Giants 28-21 on Dec. 15 at Texas Stadium to capture the NFC Eastern Division championship for the first time since 1981. Picked in most season previews to finish third or fourth in the division, the Cowboys rallied for their NFL record 20th consecutive winning season, a 13th division title in 20 years and a playoff berth for the 18th time in that span. But in their NFL record 36th playoff game appearance, the Cowboys fell 20-0 to the Los Angeles Rams in Anaheim Stadium on Jan. 4.

1986

COWBOYS GO TO LONDON — The Cowboys began preparations for their first trip to a foreign country when the NFL announced on March 12 that the Cowboys would play the Super Bowl champion Chicago Bears in a preseason game at London's Wembley Stadium on Aug. 3.

100TH WIN AT TEXAS STADIUM — Dallas defeated St. Louis 37-6 for the club's 100th victory at Texas Stadium. Since the facility opened in 1971 the Cowboys have compiled a 100-25 (.800) record.

STREAK BROKEN — The Cowboys' streak of 20 consecutive winning seasons from 1966 through 1985, third longest in professional sports history, came to an end when the club finished with a 7-9 record after losing seven of its last eight games. Only baseball's New York Yankees (39 straight winning seasons, 1926-64) and hockey's Montreal Canadiens (32 from 1951-52 through 1982-83) surpassed the Cowboys' accomplishment. After the 1986 season, the Washington Redskins' five straight winning campaigns (1982-86) represented the NFL's longest active streak.

1987

FOUNDER DIES — Cowboys founder Clint Murchison, Jr., died March 30 after a long illness. Murchison, 63, who owned the club until 1984, acquired the expansion Dallas franchise in the NFL in 1960. He hired Tex Schramm as general manager, gave Tom Landry a 10-year contract when his coaching career was in doubt in 1964 and was instrumental in the building of Texas Stadium.

DORSETT GETS 12,000 YARDS — Tony Dorsett became the fourth rusher in NFL history to gain more than 12,000 yards when he registered 52 yards against the Rams on Dec. 21 for a career total of 12,036. The only runners ahead of Dorsett were Walter Payton, Jim Brown and Franco Harris.

1988

LANDRY TIES LAMBEAU — Dallas opened the 1988 season against Pittsburgh on Sept. 12 and Tom Landry tied an NFL record held by Curly Lambeau by coaching in his 29th consecutive season with the same team. Lambeau led the Green Bay Packers from 1921-49.

1989

JONES ACQUIRES COWBOYS, NAMES JOHNSON COACH — Jerry Jones reached an agreement to purchase the Cowboys from Bum Bright on Feb. 25 and announced that University of Miami Coach Jimmy Johnson would replace Tom Landry.

SALE APPROVED, SCHRAMM RESIGNS — The sale of the Cowboys to Jerry Jones was unanimously approved by NFL owners on April 18 at a special meeting in New York. At the same meeting Tex Schramm was named president of the new World League of American Football. He announced his resignation as president and general manager of the Cowboys after 29 years with the club.

AIKMAN SIGNED — The Cowboys, holding the No. 1 pick in the NFL draft for only the second time in their history, announced the signing of quarterback Troy Aikman, the Heisman Trophy winner from UCLA, to a six-year contract on April 20.

1990

AUSTIN TRAINING CAMP — For the first time in team history the Cowboys hold training camp in Texas, opening their new training site at St. Edward's University in Austin on July 18.

LANDRY ENTERS HALL OF FAME — Tom Landry, who led the Cowboys to five Super Bowl and 20 consecutive winning seasons as the Cowboys head coach from 1960-88, was inducted into the Pro Football Hall of Fame in his first year of eligibility. Enshrined on Aug. 4 at Canton, Ohio, Landry joined Bob Lilly and Roger Staubach as the only Hall of Fame members who built their achievements with the Cowboys.



THE SIDELINES



TEXAS STADIUM



The glittering showcase of Cowboys Football is Texas Stadium, a state-of-the-art modern football facility which opened on Oct. 24, 1971 with a 44-21 Cowboys victory over New England.

Located in the Dallas suburb of Irving, Texas Stadium has a seating capacity of 65,024 and features two DiamondVision color replay screens, 296 luxury suites, 52 concession stands, 16 specialty stands, 86 restrooms, 115 drinking fountains and 130 acres of parking. Texas Stadium's most unique feature is the partial roof which covers fans from inclement weather but leaves the game outdoors. Texas Stadium also boasts a luxurious Stadium Club, one of Dallas' premier locations for private parties and conventions.

Tours of Texas Stadium are available Monday through Friday at 10 a.m. and 2 p.m., and on Saturdays, Sundays and holidays when no events are scheduled at 11 a.m., 12:30 p.m. and 2 p.m. A Cowboys souvenir shop is also open daily.

Texas Stadium
2401 Airport Freeway
Irving, TX 75062

Tommy Hodges	General Manager
Larry Wansley	Director of Operations
Bruce Hardy	Director of Marketing
Bret Chapman	Special Projects

DALLAS COWBOYS TRAVEL**Kay Mowry/Michael Menof, Directors**Cowboys Center
214/556-2800Lincoln Plaza
214/740-4040

Dallas Cowboys Travel is a full-service travel agency specializing in "Cowboys Home and Away Game Weekend Packages." These packages include accommodations, game day brunch, game tickets plus bus transfers to and from the game. The agency also handles international, corporate and leisure travel arrangements.

Cowboys on the Road**Home Games**

Sheraton Grande Hotel 214/929-8400

San Diego (Aug. 10)

Univ. of Cal. San Diego 619/534-2230

Los Angeles Raiders (Aug. 12-17)

Univ. of Cal. San Diego 619/534-2230

Washington (Sept. 22)

Crystal Gateway Marriott 703/920-3230

New York Giants (Sept. 29)

The Meadowlands Hilton 201/348-6900

Phoenix (Oct. 13)

Phoenix Airport Hilton 602/894-1600

Tampa Bay (Oct. 20)

Radisson Bay Harbor Inn 813/281-8900

New York Jets (Nov. 3)

The Meadowlands Hilton 201/348-6900

Los Angeles Rams (Nov. 17)

Anaheim Marriott 714/750-8000

Philadelphia (Dec. 22)

The Hershey Hotel 215/893-1600

Atlanta (Dec. 29)

Hyatt Regency 404/577-1234

Dallas Cowboys Cheerleaders

The Cowboys transformed the idea of sideline cheerleaders in 1972 when they mixed a unique blend of glamour and dance with an old football tradition. Nobody at the time predicted the Dallas Cowboys Cheerleaders would become an international phenomenon, but that's precisely what happened.

The image and style of the Cowboys Cheerleaders has had an enormous influence on entertainment in sports. But while the Cowboys Cheerleaders have been imitated throughout the sports world, no one has been able to equal their stature.

At the height of their popularity during the Cowboys' Super Bowl years, two made-for-TV movies about the Cowboys Cheerleaders drew top ratings.

Besides being an integral part of Cowboys games at Texas Stadium, the Cheerleaders perform at numerous state fairs, college halftime shows and other events around the country.

The Cowboys Cheerleaders also donate their time to many charitable and civic causes. Every year the Cheerleaders visit hospitals, nursing homes and schools. They perform at telethons and other fund-raising events around the United States. And they bring their special brand of goodwill to American military bases in places like Korea, the Philippines, Cuba, Panama, the Indian Ocean and the Persian Gulf.

The Cowboys Cheerleaders' annual USO/Department of Defense tours every Christmas and spring have become a special tradition. Since 1979 the Cheerleaders have visited and entertained hundreds of thousands of United States military personnel all over the world on 20 USO/DOD tours.

Leslie Haynes	Director
Shannon Werthmann	Choreographer
Judy Trammell	Assistant Choreographer

1990-91 Dallas Cowboys Cheerleaders

VETERANS

Judy London	6th season/1st Leader
Brittain O'Steen	2nd season/1st Leader
Shelly Roper	2nd season/1st Leader
Toni Tawater	2nd season/1st Leader
Susan Goldi	3rd season/2nd Leader
Vicki Bennett	2nd season/2nd Leader
Kourtney Mitchell	2nd season/2nd Leader
Helen Stubblefield	2nd season/2nd Leader
Carrie Blanke	2nd season
Shelly Boston	2nd season
Opal Bush	2nd season
Leslie Hess	2nd season
Michaela Sampite	2nd season

ROOKIES

Dorie Braddy	Wendy Newman
Tammy Burleson	Kristin Pavuk
Corinne Castillo	Marnie Pizzatola
Ronda Cates	Pamela Ritchson
Suzanne Conn	Katherine Rodriguez
Jocqleen Cornelius	Debbie Schauer
Tandra Cromer	Rashel Shepard
Kim Fillmon	DeAnn Taylor
Gina Gatti	Patti Thorn
Gina Gattinella	D'Ann Trammell
Kirsten Krueger	Carla Waddill
Priscilla Martin	Alice Williams
Susan Mitchell	Sheila Wynne
Janette Mosley	

Cowboys on Radio

KRLD-1080 originates the game broadcasts on the NFL's largest radio network. Cowboys Football on the Texas State Network is carried by nearly 200 stations in 14 states with live coverage beginning two hours prior to kickoff. Award-winning sportscasters Brad Sham and Dale Hansen bring you all the action. TSN also broadcasts Cowboys games in Spanish on 12 stations in the southwest with Armando Quintero and Mario Montez.

KRLD's Cowboys coverage continues during the week beginning at 6 p.m. Monday night with "The Cowboys Hour," featuring Jerry Jones, Jimmy Johnson and the "Football Writers Roundtable." On Tuesday nights "Sports Central" with Brad Sham presents a Cowboys player or coach live from Tony Roma's Restaurant in Addison from 6-7:30 p.m. And every weekday at 8:15 a.m. and 5:15 p.m. it's "The Cowboys Report."

The TSN Dallas Cowboys Network

TEXAS: Abilene, KORQ-AM; Alice, KBIC-FM; Alpine, KVLF-AM; Amarillo, KGNC-AM; Austin, KVET-AM; Beaumont-Port Arthur, KOLE-AM; Big Spring, KBST-AM; Brady, KNEL-AM; Bridgeport, KWCS-FM; Brownwood, KXYL-AM; Bryan-College Station, KTAM-AM; Carthage, KGAS-AM; Center, KDET-AM; Cleveland, KLEV-AM; Corpus Christi, KSIX-AM; Cuero, KQRO-AM/FM; Dallas, KRLD-AM; Denton, KDNT-AM; Dimmitt, KDHN-AM; Eagle Pass, KINL-FM; Edinburg, KURV-AM; Fairfiled, KNES-FM; Fort Stockton, KFST-AM/FM; Fredericksburg, KNAF-AM; Gatesville, KRYL-FM; Gonzales, KCTI-AM, KPJN-FM; Hallettsville, KRJH-AM; Haskell, KVRP-FM; Hereford, KPAN-AM/FM; Houston, KSEV-AM; Jacksonville, KEBE-AM; Jasper, KWYX-FM; Kermit, KERB-AM; LaGrange, KBUK-FM; Lamesa, KPET-AM; Lampasas, KCYL-AM; Levelland, KLVT-AM; Liberty, KPXE-AM; Longview, KAEZ-FM, KFRO-AM; Lubbock, KFYO-AM; Lufkin, KRBA-AM; Marshall, KCUL-AM; Mexia, KRQX-AM, KYCX-FM; Midland-Odessa, KCRS-AM; Orange, KOGT-AM; Pampa, KOMX-FM; Paris, KPLT-AM; Perryton, KEYE-AM; Plainview, KVOP-AM; Rockdale, KRXT-FM; Rusk-Palestine, KTLU-AM, KWRW-FM, San Angelo, KAYJ-AM; San Antonio, WOAI-AM; Silsbee, KKAS-AM, KWDX-FM; Snyder, KSNY-AM, KSNY-FM; Spearman, KRDF-FM; Stephenville, KSTV-AM/FM; Sulphur Springs, KSST-AM; Sweetwater, KXOX-AM; Terrell, KTLR-FM; Texarkana, KMLA-AM; Tulia, KTUE-AM; Tyler, KTBB-AM; Uvalde, KYUF-FM; Victoria, KNAL-AM; Waco, WACO-AM; Weatherford, KZEE-AM; Wichita Falls, KWFT-AM; Woodville, KVLL-AM.

ARKANSAS: Ft. Smith, KFSA-AM; Mena, KENA-AM; Mountain Home, KKTZ-FM; Searcy, KWCK-AM.

ARIZONA: Coolidge, KCKY-AM; Tucson, KTUC-AM.

LOUISIANA: Shreveport, KFLO-AM; Slidell, WSLA-AM.

MISSOURI: Springfield, KTOZ-AM.

NORTH CAROLINA: Charlotte-Gastonia, WGNC-AM; Cherryville, WCSL-AM.

NEW MEXICO: Alamogordo, KPSA-AM; Albuquerque, KKOBB-AM; Clayton, KLMX-AM; Farmington, KWYK-FM; Gallup, KYVA-AM; Roswell, KBIM-AM/FM; Silver City, KNFT-AM/FM.

OKLAHOMA: Ardmore, KVSO-AM; Atoka, KHKC-FM; Chickasha, KXXK-FM; Clinton, KXOL-AM; Duncan, KRHD-FM; Muskogee, KBIX-AM; Oklahoma City-Norman, WWLS-AM; Okmulgee, KOKL-AM; Ponca City, KLOR-FM; Shawnee, KGFF-AM; Tulsa, KTRT-AM.

TENNESSEE: Erwin, WXIS-FM.

VIRGINIA: Virginia Beach, WGH-AM.

WEST VIRGINIA: Martinsburg, WRNR-AM.

The TSN Dallas Cowboys Spanish Radio Network

TEXAS: Austin, KELG-AM; El Paso/Ciudad Juarez, XEROK-AM; Dallas-Fort Worth, KESS-AM; Eagle Pass-Piedras Negras, XEMU-AM; McAllen-Reynosa, XERKS-AM; Laredo-Neuvo Laredo, XEAS-AM; San Angelo, KSJT-FM; San Antonio, KSAH-AM; Tyler, KZAK-AM.

NEW MEXICO: Albuquerque, KABQ-AM.

Cowboys on Television

"The Jimmy Johnson Show"

"The Jimmy Johnson Show" is televised by KDFW, Channel 4, in Dallas-Fort Worth every Saturday night at 6:30 p.m. during the season. Produced by Dallas Cowboys Television Productions and hosted by Channel 4 Sports Director Ted Dawson, it is also syndicated on a regional network of nearly 30 stations by Raycom.

"Cowboys Special Edition"

"Cowboys Special Edition" with Jerry Jones is a magazine-style inside look at the team televised every Sunday morning at 11 on KDFW, Channel 4, in Dallas-Fort Worth. It is also syndicated by Raycom to a regional network of 30 stations.

Dallas Cowboys Television Productions

214-556-9358

Brenda Bushell - Director of Television

Ron Cunningham - Program Director

Mark R. Faber - Sales

Mike Horvath - Executive Producer

Jay Klebeck - Senior Videographer

Suzy Kolber - Producer, "Cowboys Special Edition"

Chris Morris - Production Coordinator

Rose M. Squillacote - Administrative Assistant

Lowell Thaler - Producer, "The Jimmy Johnson Show"

Cowboys in Print

"Dallas Cowboys Weekly"

"Dallas Cowboys Weekly" remains the largest team publication in sports with a circulation of 40,000. Published by Russ Russell and edited by Jim Browder, the 15-year-old Cowboys Weekly reaches Cowboys fans across the nation 32 times a year with action photos and game stories, Jimmy Johnson's column, profiles of players and cheerleaders and much more.

"GameDay"

"GameDay" is the souvenir magazine sold only at Cowboys home games. GameDay gives you lineups, player photos, updated statistics, news and features about the Cowboys and other NFL teams plus lots more.

"Dallas Cowboys Bluebook"

"Dallas Cowboys Bluebook" is the team's annual yearbook. Re-designed into a more accessible format for 1990, the Bluebook is now loaded with color photos of Cowboys players, coaches and Cheerleaders and information about the team. Available on newsstands, it's the only annual publication about the Cowboys.

Entertainment Activities

★ Bill Lively



Bill Lively is the Cowboys' executive entertainment producer. Named to the newly-created position in 1989, Lively coordinates the presentation of the off-the-field entertainment components of Cowboys games at Texas Stadium.

The entertainment presentation at Cowboys games includes the Cowboys Cheerleaders, DiamondVision scoreboard, public address announcer, recorded music, strolling bands outside the stadium, the Cowboys Trumpets plus pre-game and halftime events.

Lively is assistant vice president and executive director of alumni relations at Southern Methodist University. He directed the Cowboys Band for 14 years and is also the former director of the SMU Band.

1990 Halftime Activities

- Aug. 25 (Pittsburgh) Ashley Whippet International World Champion Frisbee Dogs.
- Sept. 1 (Houston) Sam Houston High School Band, Arlington, TX.
- Sept. 9 (San Diego) DeSoto High School Band.
- Sept. 16 (N.Y. Giants) Kilgore Rangerettes.
- Oct. 7 (Tampa Bay) Youth Football Exhibition.
- Oct. 28 (Philadelphia) Cowboys Cheerleaders.
- Nov. 11 (San Francisco) Texas Tech Red Raider Marching Band.
- Nov. 22 (Washington) First Baptist Church of Dallas Chapel Choir
with Cowboys Cheerleaders.
- Dec. 2 (New Orleans) Tyler Junior College Apache Belles.
- Dec. 16 (Phoenix) Duncanville High School Band.



Cowboys Attendance Records

TOTAL ATTENDANCE

Year	Home Games (No.)	Avg.	Percent Change	Road Games (No.)	Pre-Season Games (No.)	Post-Season Games	Grand Total
1960	128,500 (6)	21,417	—	214,820 (6)	120,284 (6)	—	463,604
1961	172,000 (7)	24,571	+33.9%	251,443 (7)	97,584 (5)	—	521,027
1962	152,446 (7)	21,778	-11.4%	278,807 (7)	178,683 (5)	—	609,936
1963	188,727 (7)	26,961	+23.8%	280,062 (7)	214,290 (5)	—	683,079
1964	268,661 (7)	38,380	+42.3%	356,339 (7)	207,751 (5)	—	832,751
1965	388,912 (7)	55,559	+44.8%	366,390 (7)	199,395 (5)	65,569	1,020,266
1966	473,373 (7)	67,625	+21.7%	408,889 (7)	238,186 (5)	75,504	1,195,952
1967	460,476 (7)	65,782	-2.7%	402,843 (7)	278,511 (5)	121,647	1,263,477
1968	470,110 (7)	67,158	+2.1%	401,626 (7)	300,909 (6)	104,458	1,277,103
1969	443,352 (7)	63,336	-5.7%	434,477 (7)	384,095 (6)	100,472	1,362,396
1970	411,531 (7)	58,790	-7.2%	398,377 (7)	347,327 (6)	212,847	1,370,082
1971	466,220 (7)	66,603	+13.3%	416,043 (7)	375,250 (6)	195,716	1,454,229
1972	446,990 (7)	63,856	-4.1%	391,852 (7)	474,273 (7)	114,343	1,427,458
1973	433,030 (7)	61,861	-3.1%	423,177 (7)	355,994 (6)	128,815	1,341,016
1974	373,435 (7)	53,348	-13.8%	378,233 (7)	284,620 (6)	—	1,036,288
1975	402,294 (7)	57,471	+7.7%	404,073 (7)	273,567 (6)	211,095	1,291,029
1976	412,698 (7)	58,957	+2.6%	414,867 (7)	320,564 (6)	62,436	1,210,565
1977	432,885 (7)	61,840	+5.0%	398,486 (7)	329,549 (6)	201,288	1,362,208
1978	498,865 (8)	62,358	+0.9%	484,905 (8)	260,344 (4)	206,464	1,450,578
1979	508,965 (8)	63,621	+0.2%	488,432 (8)	268,989 (5)	64,792	1,331,178
1980	477,378 (8)	59,672	-6.2%	492,828 (8)	244,612 (4)	195,251	1,410,069
1981	511,541 (8)	63,943	+7.2%	502,392 (8)	243,849 (4)	125,373	1,383,155
1982	269,981 (5)	53,996	-15.6%	217,153 (4)	208,057 (4)	184,059	879,250
1983	505,793 (8)	63,224	+17.1%	481,230 (8)	217,621 (4)	43,521	1,248,165
1984	479,733 (8)	59,967	-5.2%	523,951 (8)	203,646 (4)	—	1,207,330
1985	478,958 (8)	59,870	-0.2%	489,913 (8)	193,795 (4)	66,351	1,229,017
1986	469,806 (8)	58,726	-1.9%	518,627 (8)	299,134 (5)	—	1,287,567
1987	344,406 (7)	49,201	-16.2%	416,141 (8)	199,327 (4)	—	959,874
1988	393,129 (8)	49,141	-0.1%	528,529 (8)	177,080 (4)	—	1,098,738
1989	418,346 (8)	52,293	+6.4%	490,586 (8)	215,219 (4)	—	1,124,151
Total	11,882,541(217)	54,758	—	12,255,491(217)	7,712,505(152)	2,481,001	34,331,538

*LARGEST CROWDS

Home

80,259 — Dallas 26, Cleveland 14; Nov. 24, 1966.
76,965 — Dallas 31, St. Louis 17; Dec. 4, 1966.

Away

84,850 — Cleveland 42, Dallas 10; Nov. 2, 1969.
84,278 — Dallas 17, New Orleans 3; Nov. 3, 1968.

*Cowboys-Rams played before 87,381 in pre-season, Aug. 8, 1969 in Los Angeles.

SMALLEST CROWDS

Home

†10,000 — San Francisco 26, Dallas 14; Nov. 20, 1960.
12,692 — Chicago 34, Dallas 33; Nov. 18, 1962.

Away

4,954 — Dallas 38, Minnesota 13; Aug. 5, 1961 in Sioux Falls, S.D.
12,370 — Dallas 38, N.Y. Jets 24; Oct. 4, 1987.

†Estimated; no turnstiles in Cotton Bowl in 1960 and 1961.

SELLOUT STREAKS

The Dallas Cowboys have sold out 107 of their 152 games, including playoffs, at Texas Stadium (70%). Since 1976, 91 of the 116 Cowboys games at Texas Stadium have been sold out.

Longest home sellout streak — 44 straight games (began 10/16/77 vs. Washington, ended 11/21/82 vs. Tampa Bay) regular season and playoffs.

Last home non-sellout (regular season and playoffs) — 12/24/89 vs. Green Bay

Longest road sellout streak — 43 straight games (began 9/24/79 @ Cleveland, ended 11/18/84 @ Buffalo)

Last road non-sellout (regular season and playoffs) — 11/12/89 @ Phoenix (2 straight)



1989 Final Standings

AFC EASTERN DIVISION

	W	L	T	Pct.	Pts.	DP
*Buffalo	9	7	0	.563	409	317
Indianapolis	8	8	0	.500	298	301
Miami	8	8	0	.500	331	379
New England	5	11	0	.313	297	391
N.Y. Jets	4	12	0	.250	253	411

CENTRAL DIVISION

*Cleveland	9	6	1	.594	334	254
†Houston	9	7	0	.563	365	412
†Pittsburgh	9	7	0	.563	265	326
Cincinnati	8	8	0	.500	404	285

WESTERN DIVISION

*Denver	11	5	0	.688	362	226
Kansas City	8	7	1	.531	318	286
L.A. Raiders	8	8	0	.500	315	297
Seattle	7	9	0	.438	241	327
San Diego	6	10	0	.375	266	290

*Division Champion
†Wild Card For Playoffs

WILD CARD GAME

Pittsburgh 26, @ Houston 23 (OT)

DIVISIONAL PLAYOFFS

@ Cleveland 34, Buffalo 30

@ Denver 24, Pittsburgh 23

CONFERENCE CHAMPIONSHIP

@ Denver 37, Cleveland 21

NFC EASTERN DIVISION

	W	L	T	Pct.	Pts.	DP
*N.Y. Giants	12	4	0	.750	348	252
†Philadelphia	11	5	0	.688	342	274
Washington	10	6	0	.625	386	308
Phoenix	5	11	0	.313	258	377
Dallas	1	15	0	.063	204	393

CENTRAL DIVISION

*Minnesota	10	6	0	.625	351	275
Green Bay	10	6	0	.625	362	356
Detroit	7	9	0	.438	312	364
Chicago	6	10	0	.375	358	377
Tampa Bay	5	11	0	.313	320	419

WESTERN DIVISION

*San Francisco	14	2	0	.875	442	253
†L.A. Rams	11	5	0	.688	426	344
New Orleans	9	7	0	.563	386	301
Atlanta	3	13	0	.188	279	437

*Division Champion
†Wild Card For Playoffs

WILD CARD GAME

@ L.A. Rams 21, Philadelphia 7

DIVISIONAL PLAYOFFS

@ L.A. Rams 19, N.Y. Giants 13

@ San Francisco 41, Minnesota 13

CONFERENCE CHAMPIONSHIP

San Francisco 30, @ L.A. Rams 3

SUPER BOWL XXIV

@ New Orleans, La.

San Francisco 55, Denver 10

PRO BOWL

NFC 27, AFC 21

1990 NFL Post Season Games

SATURDAY, JANUARY 5
FIRST-ROUND GAMES

SUNDAY, JANUARY 6
FIRST-ROUND GAMES

SATURDAY, JANUARY 12
SECOND-ROUND GAMES

SUNDAY, JANUARY 13
SECOND-ROUND GAMES

SUNDAY, JANUARY 20
AFC CHAMPIONSHIP GAME
NFC CHAMPIONSHIP GAME

SUNDAY, JANUARY 27
SUPER BOWL XXV (Tampa, Fla.)

SUNDAY, FEBRUARY 3
AFC-NFC PRO BOWL
AT HONOLULU, HAWAII

**1990 NATIONAL FOOTBALL LEAGUE SCHEDULE**(All times local)
(CBS-TV and NBC-TV doubleheader games to be determined)**SUNDAY, SEPT. 9 (1st Weekend)**

Denver at Los Angeles Raiders	1:00
Houston at Atlanta	4:00
Indianapolis at Buffalo	4:00
New York Jets at Cincinnati	4:00
Miami at New England	4:00
Minnesota at Kansas City	12:00
Phoenix at Washington	1:00
Pittsburgh at Cleveland	4:00
Los Angeles Rams at Green Bay	12:00
San Diego at Dallas	3:00
Seattle at Chicago	12:00
Tampa Bay at Detroit	1:00
Philadelphia at New York Giants	8:00

MONDAY, SEPT. 10

San Francisco at New Orleans	8:00
------------------------------	------

SUNDAY, SEPT. 16 (2nd Weekend)

Atlanta at Detroit	1:00
Buffalo at Miami	1:00
Chicago at Green Bay	12:00
Cincinnati at San Diego	1:00
Cleveland at New York Jets	1:00
New England at Indianapolis	12:00
New Orleans at Minnesota	3:00
New York Giants at Dallas	3:00
Los Angeles Raiders at Seattle	1:00
Los Angeles Rams at Tampa Bay	1:00
Phoenix at Philadelphia	1:00
Washington at San Francisco	1:00
Houston at Pittsburgh	8:00

MONDAY, SEPT. 17

Kansas City at Denver	7:00
-----------------------	------

SUNDAY, SEPT. 23 (3rd Weekend)

Atlanta at San Francisco	1:00
Dallas at Washington	1:00
Indianapolis at Houston	12:00
Kansas City at Green Bay	12:00
Miami at New York Giants	1:00
Minnesota at Chicago	12:00
New England at Cincinnati	1:00
Philadelphia at Los Angeles Rams	1:00
Phoenix at New Orleans	12:00
Pittsburgh at Los Angeles Raiders	1:00
San Diego at Cleveland	1:00
Seattle at Denver	2:00
Detroit at Tampa Bay	8:00

MONDAY, SEPT. 24

Buffalo at New York Jets	9:00
--------------------------	------

SUNDAY, SEPT. 30 (4th Weekend)

Open Date: 4 NFC West teams

Chicago at Los Angeles Raiders	1:00
Cleveland at Kansas City	3:00
Dallas at New York Giants	1:00
Denver at Buffalo	1:00
Green Bay at Detroit	1:00
Houston at San Diego	1:00
Indianapolis at Philadelphia	1:00
Miami at Pittsburgh	1:00
New York Jets at New England	4:00
Tampa Bay at Minnesota	12:00
Washington at Phoenix	5:00

MONDAY, OCT. 1

Cincinnati at Seattle	6:00
-----------------------	------

SUNDAY, OCT. 7 (5th Weekend)

Open Date: 4 NFC East teams

Cincinnati at Los Angeles Rams	1:00
--------------------------------	------

SUNDAY, OCT. 7 (5th Weekend Cont.)

Detroit at Minnesota	12:00
Green Bay at Chicago	3:00
Kansas City at Indianapolis	12:00
New Orleans at Atlanta	1:00
New York Jets at Miami	1:00
San Diego at Pittsburgh	1:00
San Francisco at Houston	12:00
Seattle at New England	1:00
Tampa Bay at Dallas	12:00
Los Angeles Raiders at Buffalo	7:30

MONDAY, OCT. 8

Cleveland at Denver	7:00
---------------------	------

SUNDAY, OCT. 14 (6th Weekend)

Open Date: 4 AFC East teams

Cleveland at New Orleans	12:00
Dallas at Phoenix	1:00
Detroit at Kansas City	12:00
Green Bay at Tampa Bay	1:00
Houston at Cincinnati	1:00
New York Giants at Washington	4:00
Pittsburgh at Denver	2:00
San Diego at New York Jets	1:00
San Francisco at Atlanta	1:00
Seattle at Los Angeles Raiders	1:00
Los Angeles Rams at Chicago	6:30

MONDAY, OCT. 15

Minnesota at Philadelphia	9:00
---------------------------	------

THURSDAY NIGHT, OCT. 18 (7th Weekend)

Open Date: NFC Central teams

New England at Miami	8:00
----------------------	------

SUNDAY, OCT. 21

Atlanta at Los Angeles Rams	1:00
Dallas at Tampa Bay	1:00
Denver at Indianapolis	12:00
Kansas City at Seattle	1:00
New Orleans at Houston	12:00
New York Jets at Buffalo	1:00
Philadelphia at Washington	1:00
Phoenix at New York Giants	4:00
Pittsburgh at San Francisco	1:00
Los Angeles Raiders at San Diego	1:00

MONDAY, OCT. 22

Cincinnati at Cleveland	9:00
-------------------------	------

SUNDAY, OCT. 28 (8th Weekend)

Open Date: 4 AFC West teams

Buffalo at New England	1:00
Chicago at Phoenix	2:00
Cleveland at San Francisco	1:00
Detroit at New Orleans	12:00
Miami at Indianapolis	1:00
Minnesota vs. Green Bay at Milwaukee	12:00
New York Jets at Houston	12:00
Philadelphia at Dallas	12:00
Tampa Bay at San Diego	1:00
Washington at New York Giants	4:00
Cincinnati at Atlanta	8:00

MONDAY, OCT. 29

Los Angeles Rams at Pittsburgh	9:00
--------------------------------	------

SUNDAY, NOV. 4 (9th Weekend)

Atlanta at Pittsburgh	1:00
Buffalo at Cleveland	1:00
Chicago at Tampa Bay	4:00
Dallas at New York Jets	1:00
Houston at Los Angeles Rams	1:00
New England at Philadelphia	1:00

SUNDAY, NOV. 4 (9th Weekend Cont.)

New Orleans at Cincinnati	1:00
Phoenix at Miami	1:00
Los Angeles Raiders at Kansas City	12:00
San Diego at Seattle	1:00
San Francisco at Green Bay	12:00
Washington at Detroit	1:00
Denver at Minnesota	7:00

MONDAY, NOV. 5

New York Giants at Indianapolis	9:00
---------------------------------	------

SUNDAY, NOV. 11 (10th Weekend)

Open Date: AFC Central teams

Atlanta at Chicago	12:00
Denver at San Diego	1:00
Green Bay at Los Angeles Raiders	1:00
Indianapolis at New England	1:00
Miami at New York Jets	1:00
Minnesota at Detroit	1:00
New York Giants at Los Angeles Rams	1:00
Phoenix at Buffalo	1:00
Seattle at Kansas City	12:00
Tampa Bay at New Orleans	12:00
San Francisco at Dallas	7:00

MONDAY, NOV. 12

Washington at Philadelphia	9:00
----------------------------	------

SUNDAY, NOV. 18 (11th Weekend)

Chicago at Denver	2:00
Dallas at Los Angeles Rams	1:00
Detroit at New York Giants	1:00
Green Bay at Phoenix	2:00
Houston at Cleveland	1:00
Minnesota at Seattle	1:00
New England at Buffalo	1:00
New Orleans at Washington	1:00
New York Jets at Indianapolis	4:00
Philadelphia at Atlanta	1:00
San Diego at Kansas City	12:00
Tampa Bay at San Francisco	1:00
Pittsburgh at Cincinnati	8:00

MONDAY, NOV. 19

Los Angeles Raiders at Miami	9:00
------------------------------	------

**THURSDAY, NOV. 22 (12th Weekend)
(Thanksgiving Day)**

Denver at Detroit	12:30
Washington at Dallas	3:00

SUNDAY, NOV. 25

Atlanta at New Orleans	12:00
Chicago at Minnesota	12:00
Indianapolis at Cincinnati	1:00
Kansas City at Los Angeles Raiders	1:00
Los Angeles Rams at San Francisco	1:00
Miami at Cleveland	1:00
New England at Phoenix	2:00
New York Giants at Philadelphia	1:00
Pittsburgh at New York Jets	4:00
Tampa Bay vs. Green Bay at Milwaukee	12:00
Seattle at San Diego	5:00

MONDAY, NOV. 26

Buffalo at Houston	8:00
--------------------	------

SUNDAY, DEC. 2 (13th Weekend)

Atlanta at Tampa Bay	1:00
Cincinnati at Pittsburgh	1:00
Detroit at Chicago	12:00
Houston at Seattle	1:00
Indianapolis at Phoenix	2:00
Kansas City at New England	1:00
Los Angeles Raiders at Denver	2:00
Los Angeles Rams at Cleveland	1:00
Miami at Washington	1:00
New Orleans at Dallas	3:00
New York Jets at San Diego	1:00

SUNDAY, DEC. 2 (13th Weekend Cont.)

Philadelphia at Buffalo	1:00
Green Bay at Minnesota	7:00

MONDAY, DEC. 3

New York Giants at San Francisco	6:00
----------------------------------	------

SUNDAY, DEC. 9 (14th Weekend)

Open Date: 4 1989 fifth-place teams

Buffalo at Indianapolis	1:00
Chicago at Washington	4:00
Cleveland at Houston	12:00
Denver at Kansas City	3:00
Minnesota at New York Giants	1:00
New Orleans at Los Angeles Rams	1:00
New England at Pittsburgh	1:00
Phoenix at Atlanta	1:00
San Francisco at Cincinnati	1:00
Seattle vs. Green Bay at Milwaukee	12:00
Philadelphia at Miami	8:00

MONDAY, DEC. 10

Los Angeles Raiders at Detroit	9:00
--------------------------------	------

SATURDAY, DEC. 15 (15th Weekend)

Buffalo at New York Giants	12:30
Washington at New England	4:00

SUNDAY, DEC. 16

Atlanta at Cleveland	1:00
Cincinnati at Los Angeles Raiders	1:00
Green Bay at Philadelphia	1:00
Houston at Kansas City	12:00
Indianapolis at New York Jets	1:00
Minnesota at Tampa Bay	1:00
Phoenix at Dallas	12:00
Pittsburgh at New Orleans	12:00
San Diego at Denver	2:00
Seattle at Miami	1:00
Chicago at Detroit	8:00

MONDAY, DEC. 17

San Francisco at Los Angeles Rams	6:00
-----------------------------------	------

SATURDAY, DEC. 22 (16th Weekend)

Detroit at Green Bay	11:30
Los Angeles Raiders at Minnesota	3:00
Washington at Indianapolis	8:00

SUNDAY, DEC. 23

Cincinnati at Houston	12:00
Cleveland at Pittsburgh	1:00
Dallas at Philadelphia	1:00
Kansas City at San Diego	1:00
Miami at Buffalo	1:00
New England at New York Jets	1:00
New Orleans at San Francisco	1:00
New York Giants at Phoenix	2:00
Los Angeles Rams at Atlanta	1:00
Tampa Bay at Chicago	12:00
Denver at Seattle	5:00

SATURDAY, DEC. 29 (17th Weekend)


Kansas City at Chicago	11:30
Philadelphia at Phoenix	2:00

SUNDAY, DEC. 30

Buffalo at Washington	1:00
Cleveland at Cincinnati	1:00
Dallas at Atlanta	1:00
Detroit at Seattle	1:00
Green Bay at Denver	2:00
Indianapolis at Miami	1:00
New York Giants at New England	1:00
New York Jets at Tampa Bay	4:00
San Diego at Los Angeles Raiders	1:00
San Francisco at Minnesota	12:00
Pittsburgh at Houston	7:00

MONDAY, DEC. 31

Los Angeles Rams at New Orleans	7:00
---------------------------------	------



No one gets closer to the action
in Texas Stadium than we do.

GTE

GTE, TELECOMMUNICATIONS CONSULTANT
TO THE DALLAS COWBOYS AND THE NFL.

THE POWER IS ON